



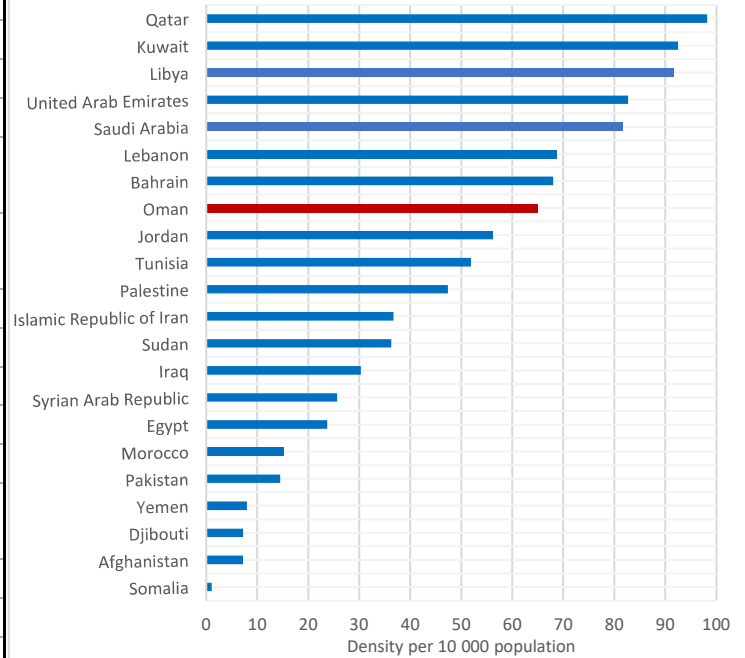
Health workforce snapshot

OMAN

OMAN AT A GLANCE¹

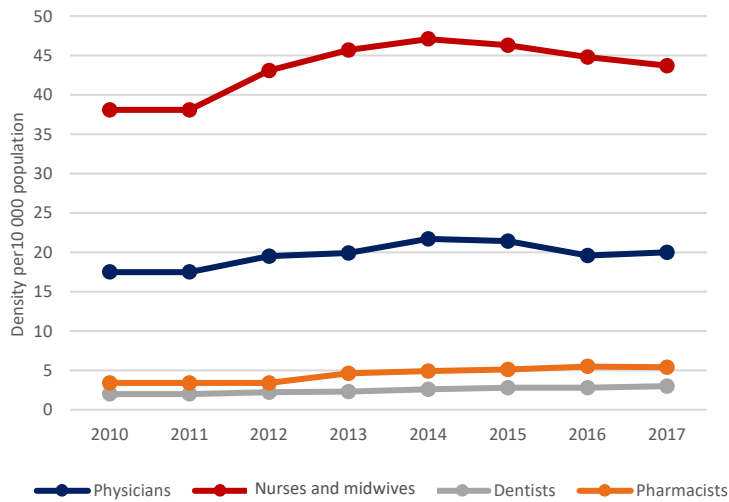
Total population (2017)	4 559 963
Gross national income per capita (Omani Rial, 2018) ²	5723
Unemployment (% of total labor force) (2018) ³	2.8
Per capita current health expenditure (US\$, 2017) ⁴	648
Government health expenditure as % general government expenditure (2017)	6.4
Out-of-pocket expenditure as % of current health expenditure (2017) ⁴	5.9
Universal health coverage index (2015)	75
Number of refugees (2016) ⁴	316
Number of expatriates (2017)	2 054 594
Maternal mortality per 100 000 live births (2017)	20.2
Under 5 mortality per 1000 live births (2017)	11.6
Births attended by skilled health personnel (%) (2017)	98.6
Raised blood glucose (% , 18+ years) (2017)	15.7
Raised blood pressure (% , 18+ years) (2017)	33.3
Hepatitis B incidence rate per 100 000 (2017)	0.72

Density of physicians, nurses and midwives in countries of the Region (2018)



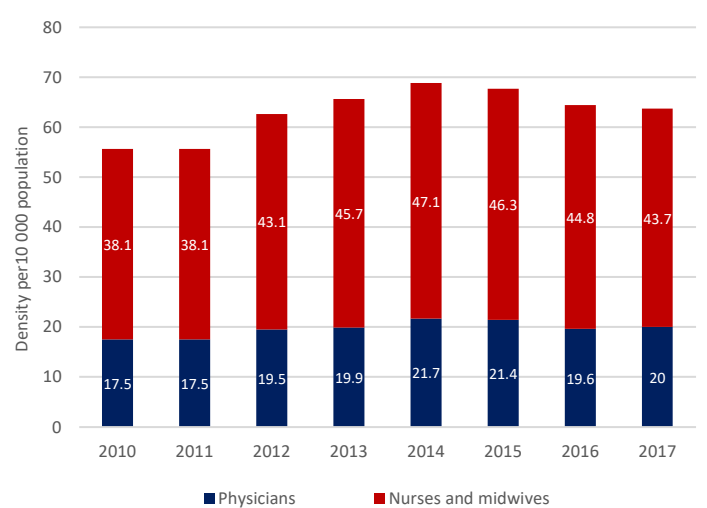
Source: Eastern Mediterranean Health Observatory.

Density of selected health professionals (2010–2017)



Source: Eastern Mediterranean Health Observatory.

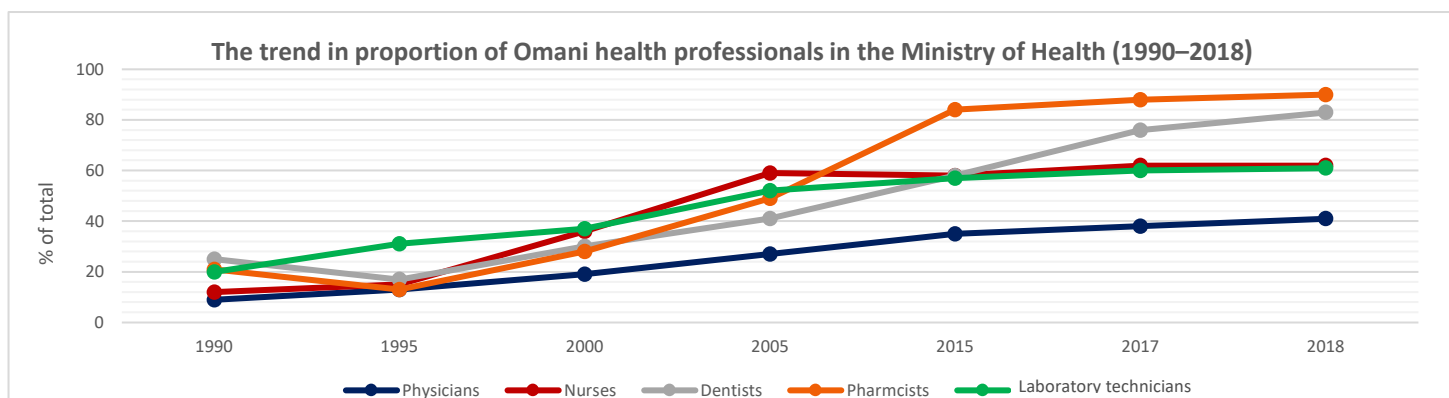
Density of physicians, nurses and midwives (2010–2017)



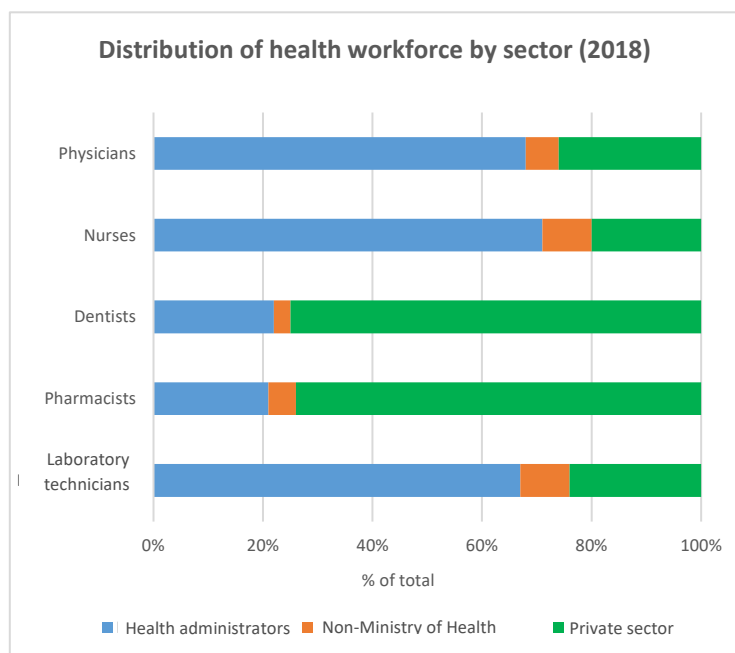
Source: Eastern Mediterranean Health Observatory.

KEY FACTS

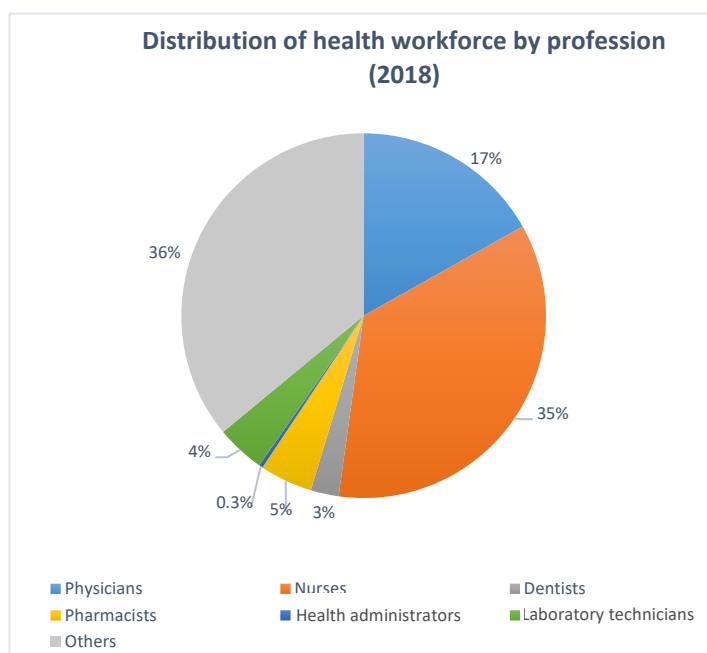
- Oman is highly dependent on non-Omani health workers.
- However, significant change has been observed towards more national health professionals joining the health workforce in the last two decades, with the percentage of Omani physicians increasing from 9% in 1990 to 41% in 2018 and Omani nurses from 12% in 1990 to 62% in 2018.
- Non-Omani health professionals mostly work in the private sector.
- 12–13% of nurses are male. This proportion has not change much over the years.



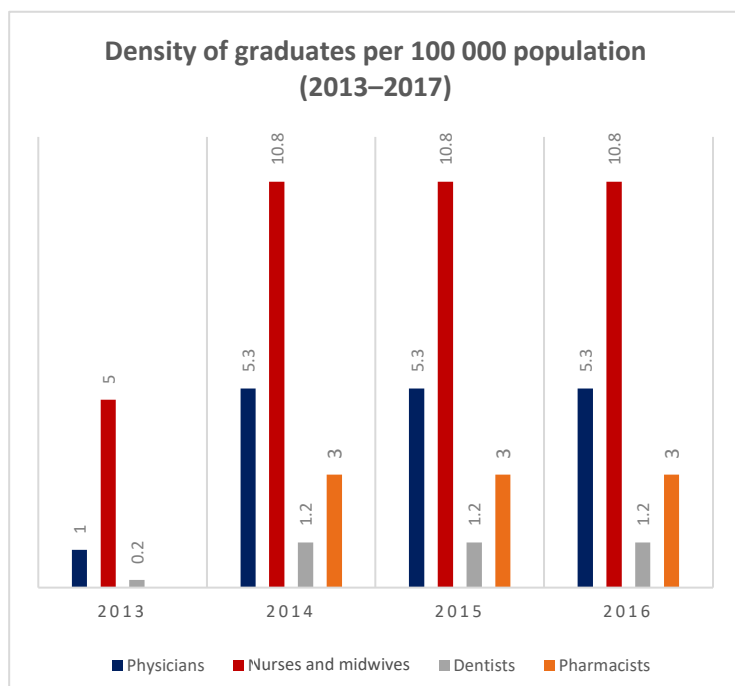
Source: Ministry of Health, Sultanate of Oman, Annual Health Report 2018.



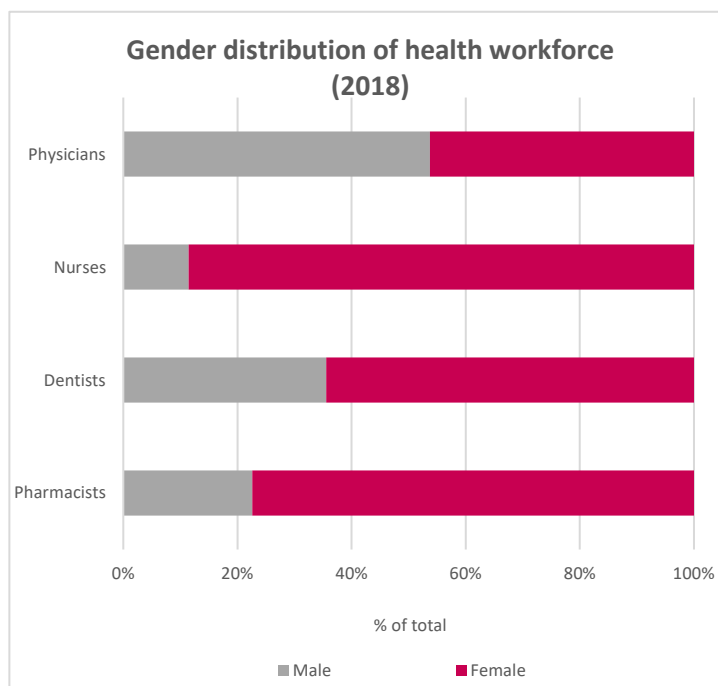
Source: Annual health report 2018, Ministry of Health.



Source Annual health report 2018, Ministry of Health.



Source: National Health Workforce Accounts.



Source: Annual health report 2018, Ministry of Health.

1. Annual Health Report 2017. Muscat: Ministry of Health; 2017 (<https://www.moh.gov.om/en/web/statistics/annual-reports>).
2. Annual Health Report 2018. Muscat: Ministry of Health; 2018 (<https://www.moh.gov.om/en/web/statistics/annual-reports>).
3. 2018 statistical yearbook. Muscat: National Centre for Statistics and Information; 2018 (https://www.ncsi.gov.om/Elibrary/LibraryContentDoc/bar_Statistical%20Year%20Book%202018_a8b32d59-cdc9-4987-ba29-1e7ce78d5cca.pdf).
4. Eastern Mediterranean Health Observatory [online data repository]. Cairo: WHO Regional Office for the Eastern Mediterranean (<https://rho.emro.who.int/data-r>).