



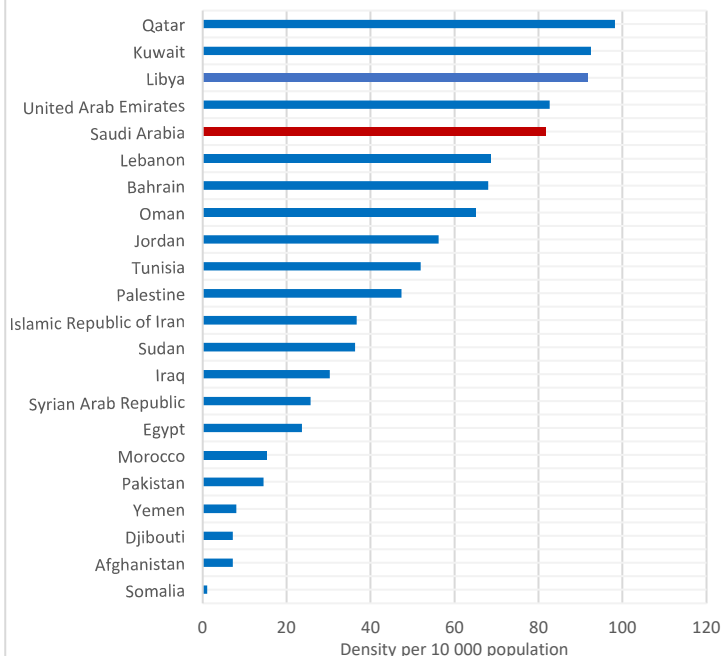
Health workforce snapshot

SAUDI ARABIA

SAUDI ARABIA AT A GLANCE¹

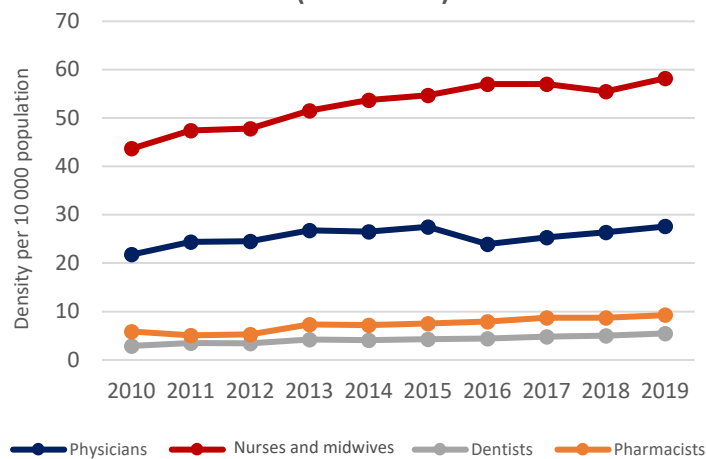
Total population (2019) ²	34 218 169
Gross national income per capita (US\$, 2018) ³	55 650
Unemployment (% of total labor force) (2018) ³	5.9
Per capita current health expenditure (US\$, 2017)	1147
Government health expenditure as % general government expenditure (2017)	10.1
Out-of-pocket expenditure as % of current health expenditure (2017)	14.3
Universal health coverage index (2015) ⁴	77.8
Number of refugees (2016)	136
Maternal mortality per 100 000 live births (2018) ⁵	11.9
Under 5 mortality per 1000 live births (2019) ⁵	8.5
Births attended by skilled health personnel (%) (2019) ⁶	98.7
Raised blood glucose (% , 18+ years) (2017)	17.4
Raised blood pressure (% , 18+ years) (2017)	23.3
Hepatitis B incidence rate per 100 000 (2016)	300

Density of physicians, nurses and midwives in the countries of the Region (2018)



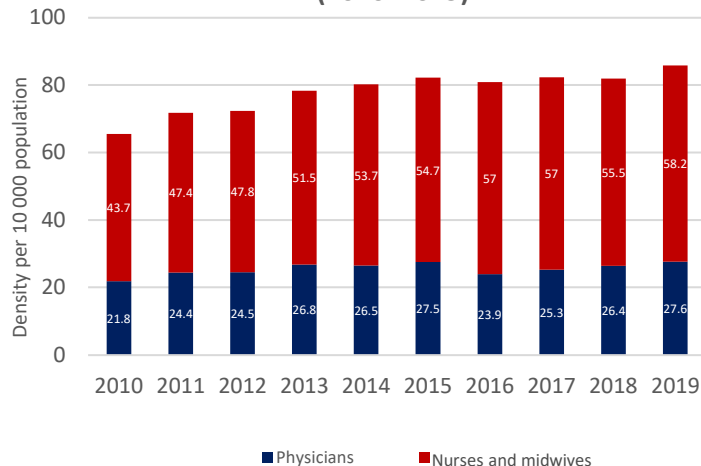
Source: Eastern Mediterranean Health Observatory.

Density of selected health professionals (2010–2019)



Source: Eastern Mediterranean Health Observatory. Data for 2018 and 2019 was sourced from the Ministry of Health's Statistical Yearbook for 2019.

Density of physicians, nurses and midwives (2010–2019)

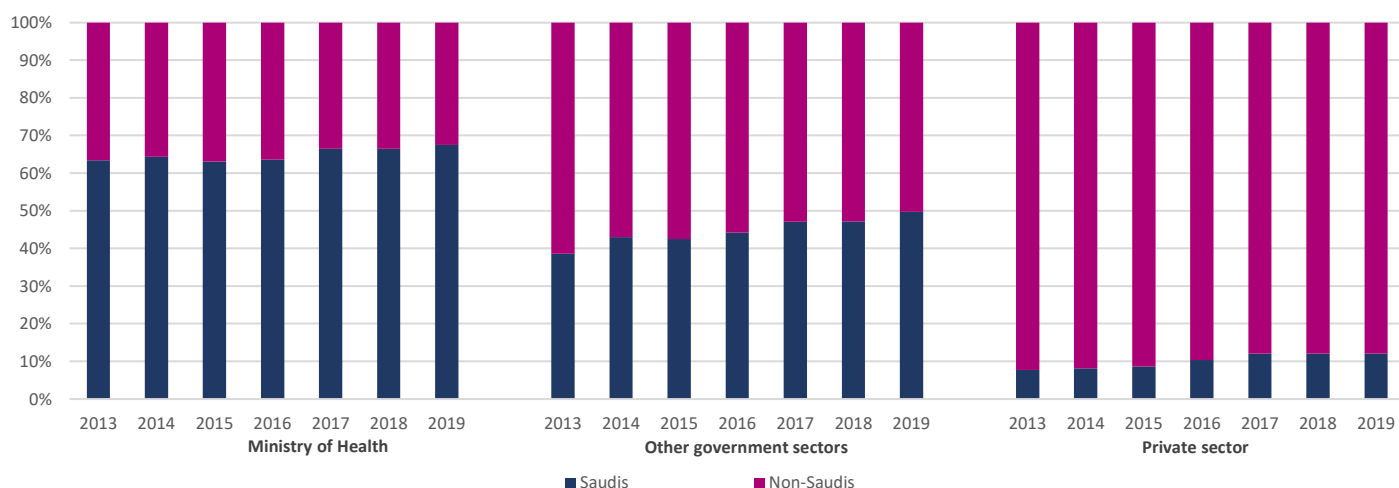


Source: Eastern Mediterranean Health Observatory. Data for 2018 and 2019 was sourced from the Ministry of Health's Statistical Yearbook for 2019.

KEY FACTS

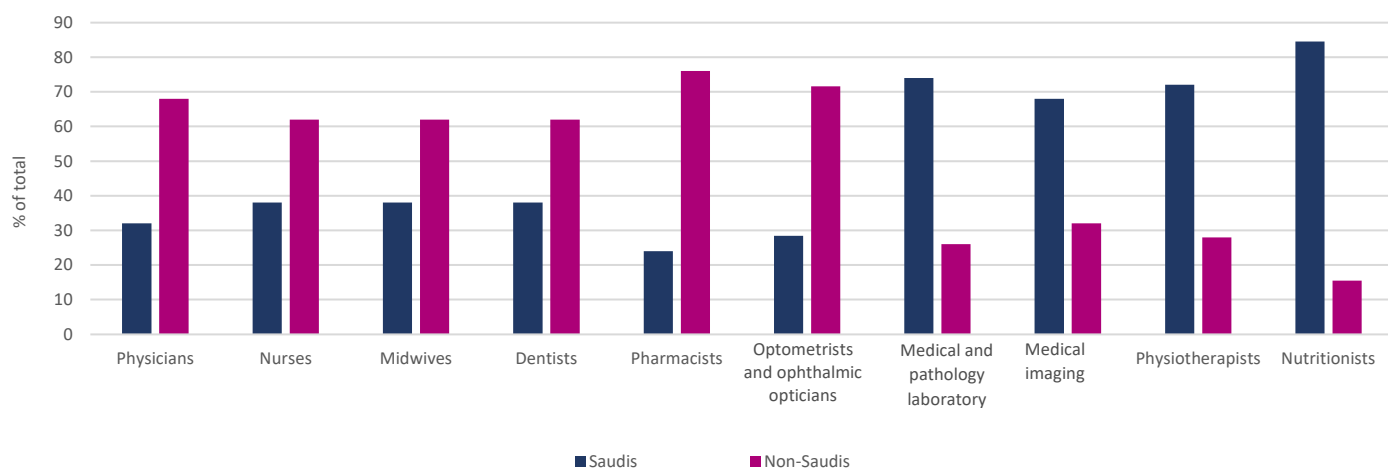
- The health system relies heavily on expatriates. Approximately 60% of the health workers are non-Saudi.
- There has been a slight improvement in the number of Saudi nurses, increasing from 32.3 to 37.5% during 2011–2015.⁷
- There is a maldistribution between the rural (understaffed) and urban (overstaffed) primary care workforce.⁷
- There is an unaddressed high turnover of expatriate health professionals, resulting in an estimated 20–25% per annum loss of trained workforce.⁷
- The health system is moving towards family practice-based primary care, but the limited number of places available for family physician training presents a challenge in scaling up family practice.⁷

Distribution of health workforce by sector and nationality (2013–2019)



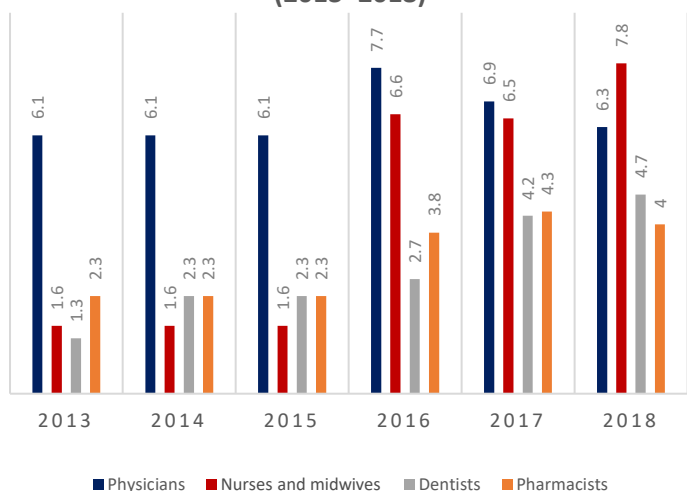
Source: Statistical yearbook 2019. Ministry of Health, Kingdom of Saudi Arabia; 2019.

Distribution by nationality and professions (2018)



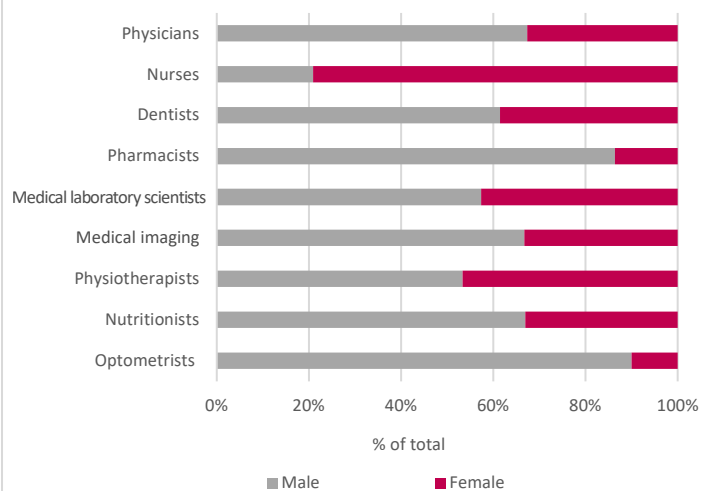
Source: National Health Workforce Accounts.

Density of graduates per 10 000 population (2013–2018)



Source: Eastern Mediterranean Health Observatory.

Gender distribution of health workforce (2018)



Source: National Health Workforce Accounts.

- Eastern Mediterranean Health Observatory [online data repository], Cairo: WHO Regional Office for the Eastern Mediterranean (<https://rho.emro.who.int/data-r>, accessed 1 December 2019).
- Statistical yearbook of 2019. General Authority for Statistics, Kingdom of Saudi Arabia; 2019 (https://www.stats.gov.sa/sites/default/files/population_by_age_groups_and_gender_ar.pdf, accessed 18 August 2020).
- The World Bank/Data [website]. Washington DC: The World Bank; 2018 (<https://data.worldbank.org/indicator/NY.GNP.PCAP.PP.CD?locations=OM>, accessed 18 August 2020).
- Sustainable Development Report 2019. New York: Bertelsmann Stiftung and Sustainable Development Solutions Network (SDSN), page 375 (<https://sdgindex.org/reports/sustainable-development-report-2019/#citation>, accessed 19 August 2020).
- Statistical yearbook of 2018. General Authority for Statistics, Kingdom of Saudi Arabia; 2018 (<https://www.stats.gov.sa/en/1006>, accessed 9 December 2019).
- Statistical yearbook 2019. Ministry of Health, Kingdom of Saudi Arabia; 2019 (<https://www.moh.gov.sa/en/Ministry/Statistics/book/Pages/default.aspx>).
- In-depth review of primary health care. Report of the WHO mission to Kingdom of Saudi Arabia, 13–18 February 2016.