



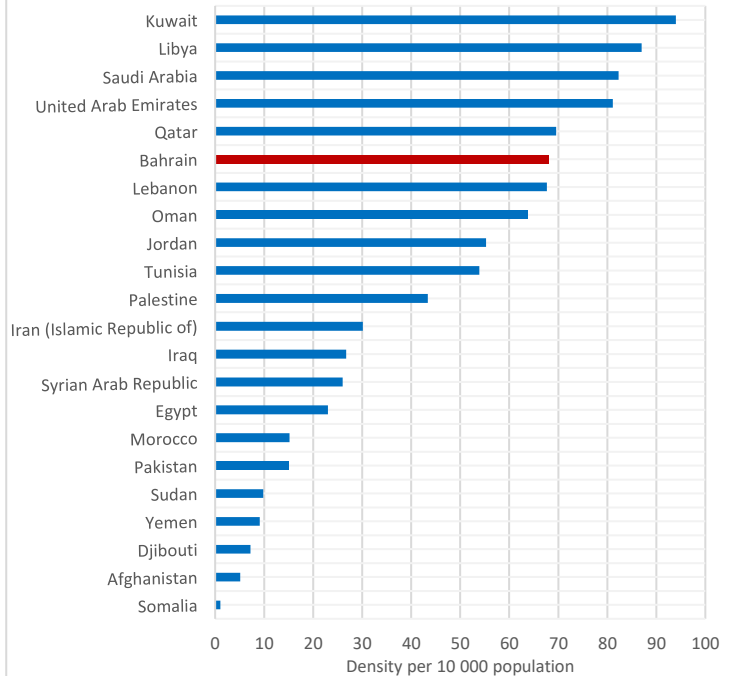
Health workforce snapshot

BAHRAIN

BAHRAIN AT A GLANCE¹

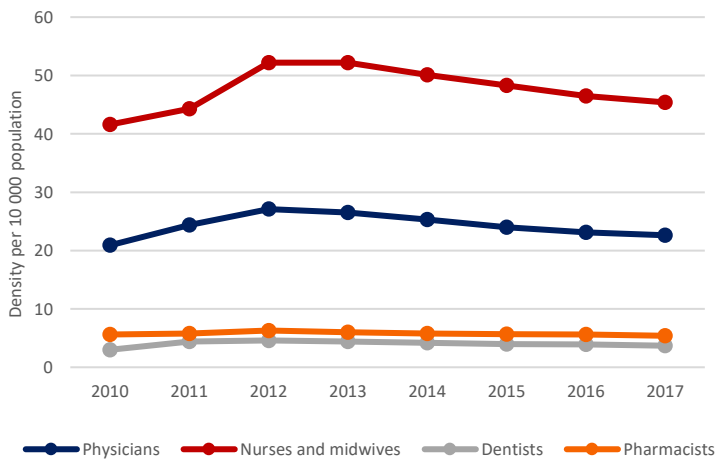
Total population (2017) ²	1 501 116
Gross national income per capita (US\$, 2018) ³	44 700
Unemployment (% of total labour force) (2018) ³	0.96
Per capita current health expenditure (US\$ 2017)	1 099
Government health expenditure as % of general government expenditure (2017) ²	6.9
Out-of-pocket expenditure as % of current health expenditure (2017)	28
Universal health coverage index (2015) ⁴	72
Number of refugees (2016)	270
Maternal mortality per 100 000 live births (2017) ²	14.6
Under-5 mortality per 1000 live births (2017) ²	7.9
Births attended by skilled health personnel (%) (2017)	100
Raised blood glucose (% , 18+ years) (2017)	11.5
Raised blood pressure (% , 18+ years) (2017)	21.4
Hepatitis B incidence rate per 100 000 (2016)	1

Density of physicians, nurses and midwives in countries of the Region (2017)



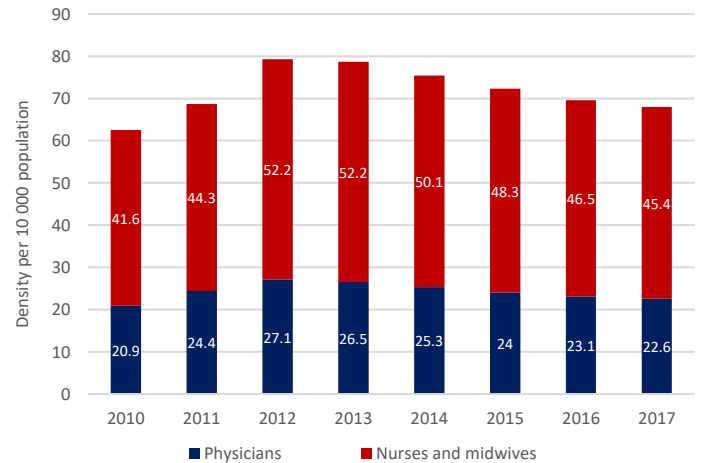
Source: Eastern Mediterranean Health Observatory.

Density of selected health professionals (2010–2017)



Source: Eastern Mediterranean Health Observatory, and Bahrain Ministry of Health.

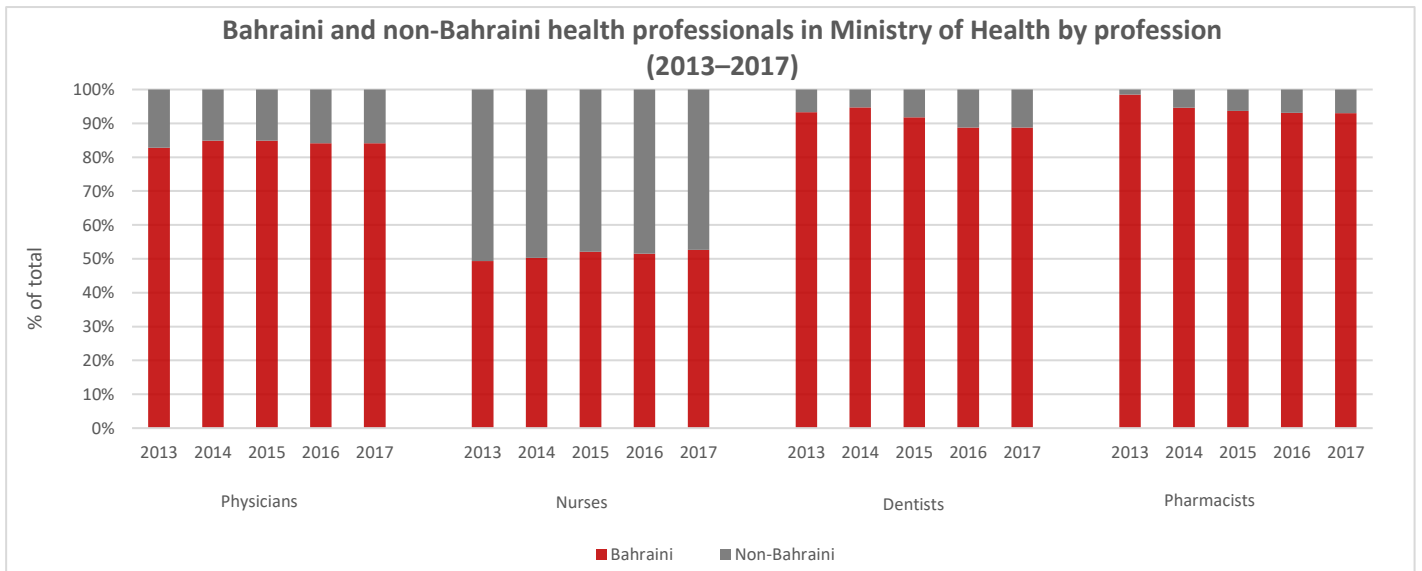
Density of physicians, nurses and midwives (2010–2017)



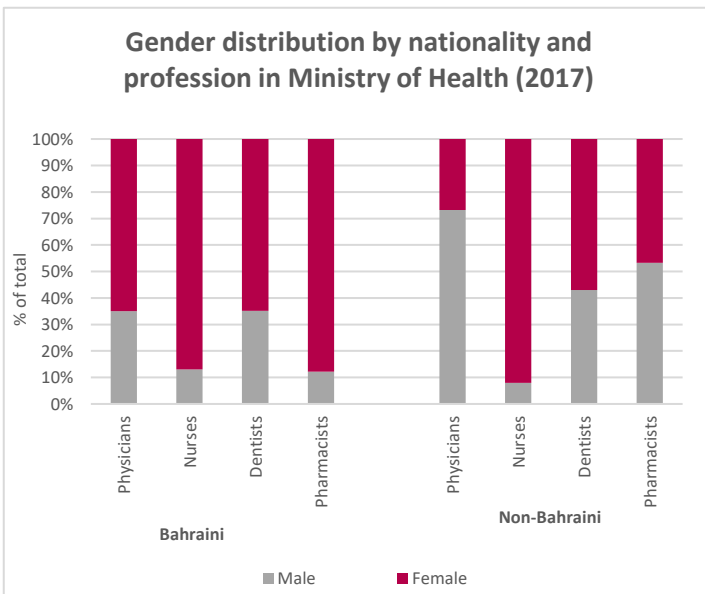
Source: Eastern Mediterranean Health Observatory.

KEY FACTS

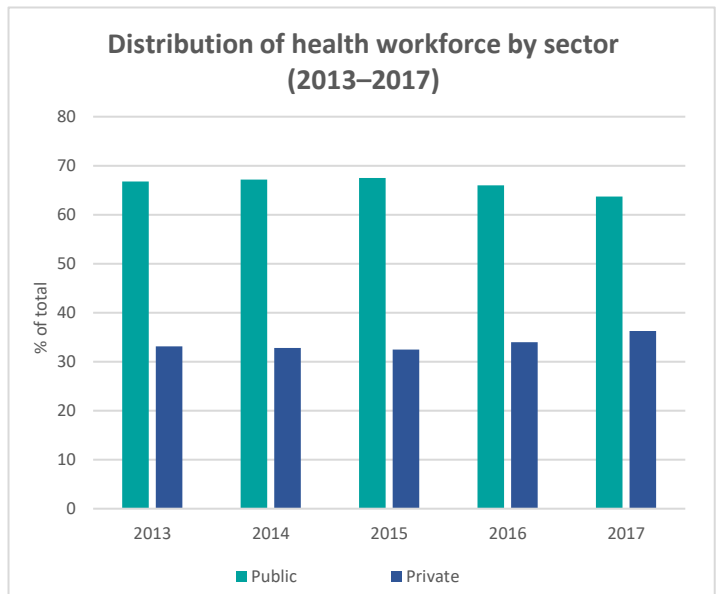
- According to the Health improvement strategy (2015–2018), 82% of health professionals in Ministry of Health are Bahrainis.⁵
- There is a substantial gap in the present workforce and an increasing need for specialists in key areas including emergency, anaesthesia, intensive care, palliative care, oncology, radio-diagnosis, obstetrics, gynaecology and haematology.
- The majority of the Bahraini health workforce is female.⁶
- Health care professionals are regulated by the National Health Regulatory Authority.



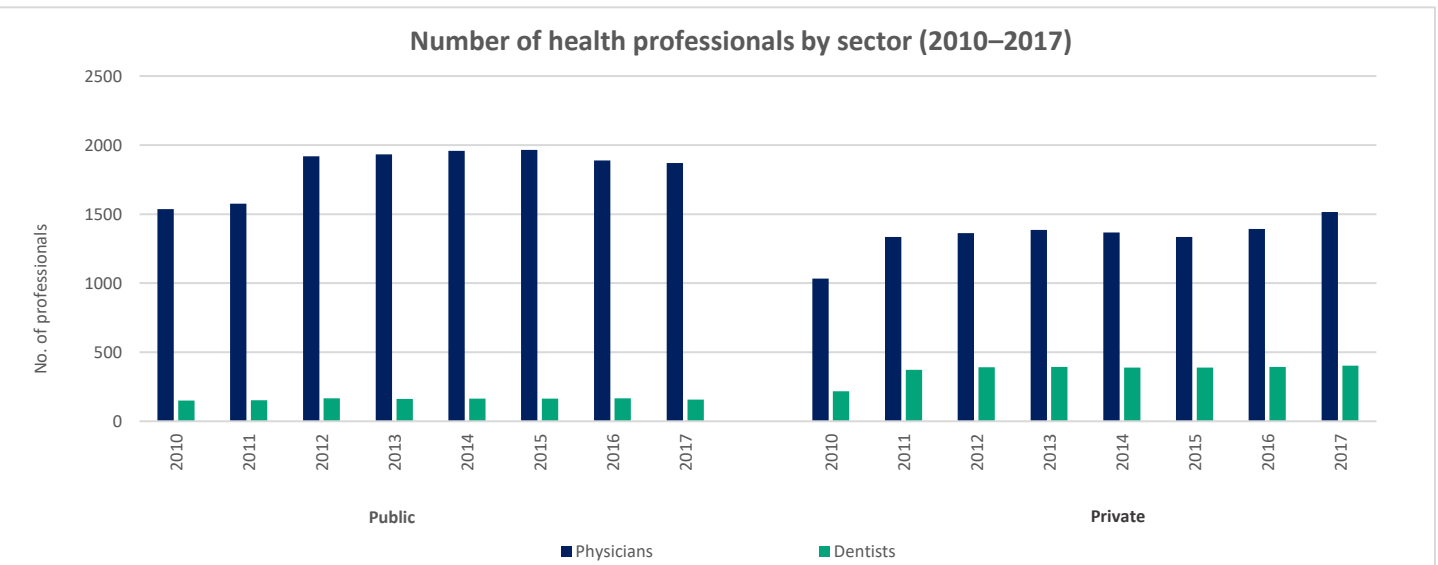
Source: Human resources for health 2017.



Source: Human resources for health 2017.



Source: Human resources for health 2017.



Source: Information and eGovernment Authority, Bahrain Open Data Portal (<https://www.data.gov.bh/>); Health statistics 2017.

1. Eastern Mediterranean Health Observatory [online data repository]. Cairo: WHO Regional Office for the Eastern Mediterranean (<https://rho.emro.who.int/data-r>, accessed 5 November 2019).
2. Health statistics 2017. Manama: Ministry of Health, Kingdom of Bahrain (<https://www.moh.gov.bh/Content/Files/Publications/statistics/HS2017/PDF/Chapters/Health%20Summary%20Statistics%202017.pdf>).
3. The World Bank, 2018 data [online]. Washington (DC): World Bank; 2018 (<https://data.worldbank.org/indicator/NY.GNP.PCAP.PP.CD?locations=OM>, accessed 5 November 2019).
4. Tracking universal health coverage: 2017 global monitoring report. Geneva and Washington (DC): World Health Organization and International Bank for Reconstruction and Development/The World Bank; 2017 (<https://apps.who.int/iris/bitstream/handle/10665/259817/9789241513555-eng.pdf?sequence=1>, accessed 5 November 2019).
5. Health improvement strategy 2015–2018. Manama: Ministry of Health, Kingdom of Bahrain; 2015 ([https://www.moh.gov.bh/Content/Files/Health_Improvement_Strategy\(2015-2018\).pdf](https://www.moh.gov.bh/Content/Files/Health_Improvement_Strategy(2015-2018).pdf), accessed 6 February 2020).
6. Human resources for health 2017. Ministry of Health, Kingdom of Bahrain (https://www.moh.gov.bh/Content/Files/Publications/statistics/HS2017/PDF/Chapters/Human%20Resources_MoH%202017.pdf, accessed 6 February 2020).