



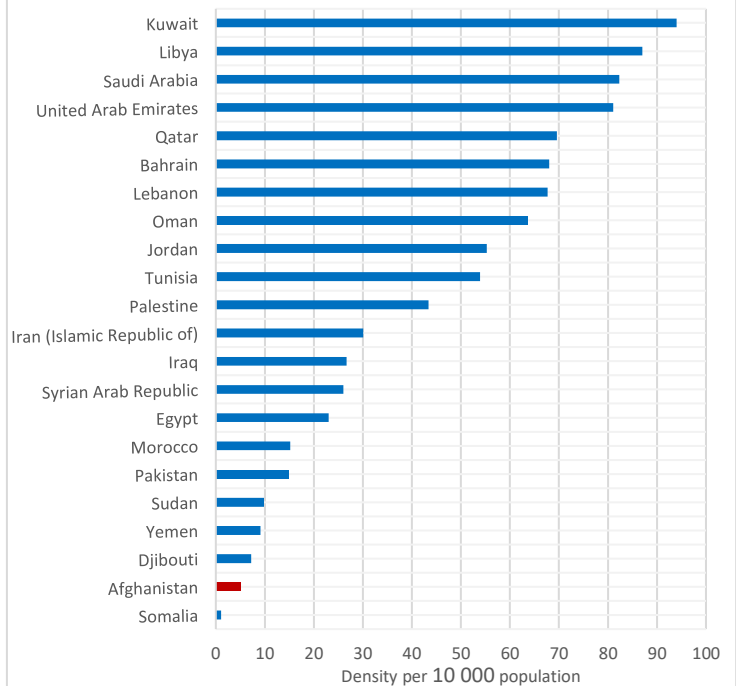
## Health workforce snapshot

# AFGHANISTAN

### AFGHANISTAN AT A GLANCE

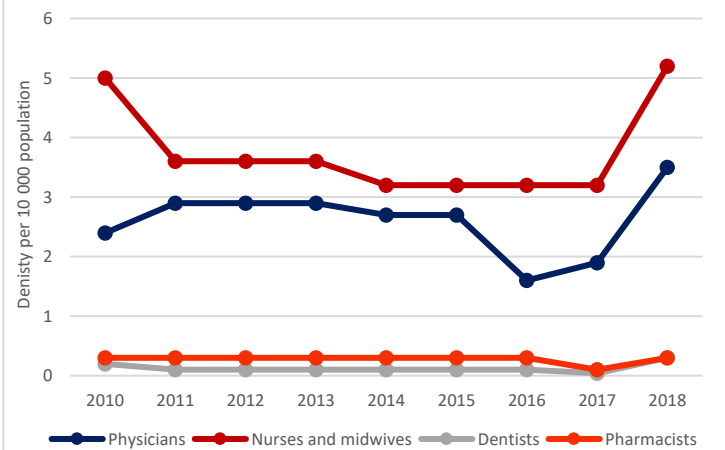
Total population (2019) <sup>1</sup>	32 225 560
Gross national income per capita (US\$, 2018) <sup>2</sup>	1 970
Unemployment (% of total labour force) (2017) <sup>2</sup>	11.2
Per capita current health expenditure (US\$ 2017) <sup>3</sup>	81
Government health expenditure as % of general government expenditure (2017) <sup>3</sup>	5.1
Out-of-pocket expenditure as % of current health expenditure (2017) <sup>3</sup>	75.5
Universal health coverage index (2015) <sup>4</sup>	34
Number of refugees (2018) <sup>5</sup>	2 500 000
Number of internally displaced persons (2018) <sup>5</sup>	1 503 807
Maternal mortality per 100 000 live births (2017) <sup>7</sup>	638
Under-5 mortality per 1000 live births (2018) <sup>8</sup>	50
Births attended by skilled health professional (%) (2018) <sup>8</sup>	58.8
Raised blood glucose (% , 18+ years) (2017) <sup>9</sup>	9.2
Raised blood pressure (% , 18+ years) (2017) <sup>9</sup>	18.2
Hepatitis B incidence rate per 100 000 (2017) <sup>10</sup>	500

### Density of physicians, nurses and midwives in countries of the Region (2017)



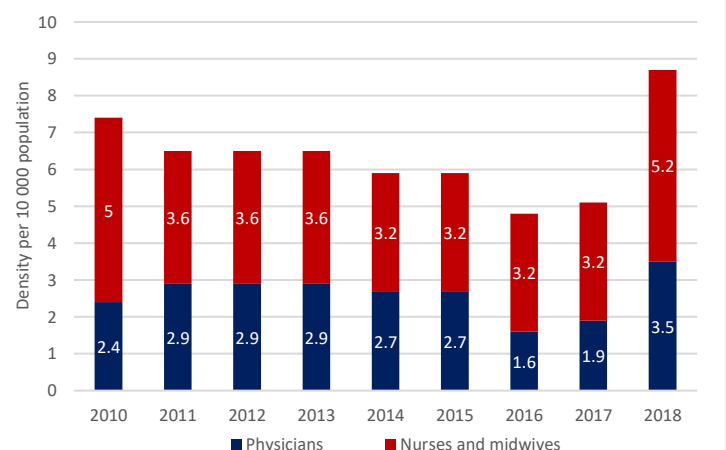
Source: Eastern Mediterranean Health Observatory.

### Density of selected health professionals (2010–2018)



Source: Eastern Mediterranean Health Observatory. Data for 2018 sourced from Health workforce survey 2019.

### Density of physicians, nurses and midwives (2010–2018)

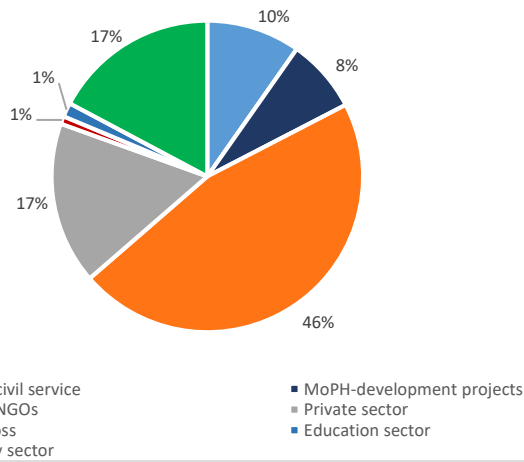


Source: Eastern Mediterranean Health Observatory. Data for 2018 sourced from Health workforce survey 2019.

### KEY FACTS

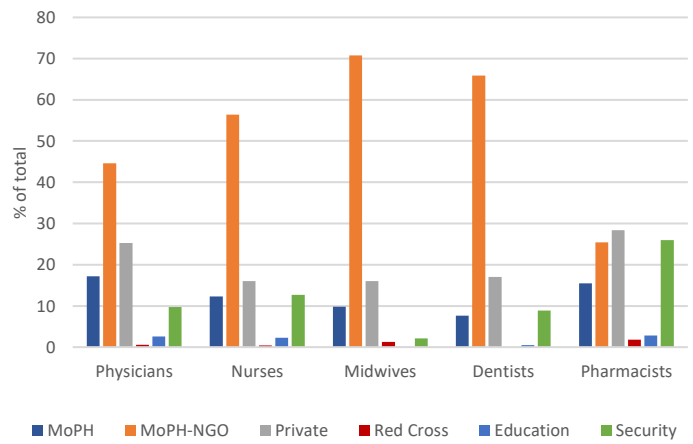
- Afghanistan is facing a critical shortage of health workforce.
- The health workforce is predominantly male; recruitment and retention of qualified female health professionals, particularly in remote areas, is especially challenging.
- There has been significant increase in production capacity over the past decade, mainly in private health professional education institutions.
- Increase in nursing graduates has remained relatively low, leading to a decrease in the ratio of nurses and midwives to physicians from 2.5 in 2005 to 1.48 in 2018.<sup>1</sup>
- Almost half of health workers are employed by contracted service providers/nongovernmental organizations.<sup>1</sup>
- Community health workers make up about half of Afghanistan's health workforce.<sup>1</sup>
- Utilization of trained workforce is limited; for example, 80% of midwives have not been absorbed by the health system.<sup>1</sup>
- The Afghanistan Medical Council (2017) and Afghanistan Midwifery and Nursing Council (2019) are in the process of being establishing.

### Distribution of health workforce by sector (2018)



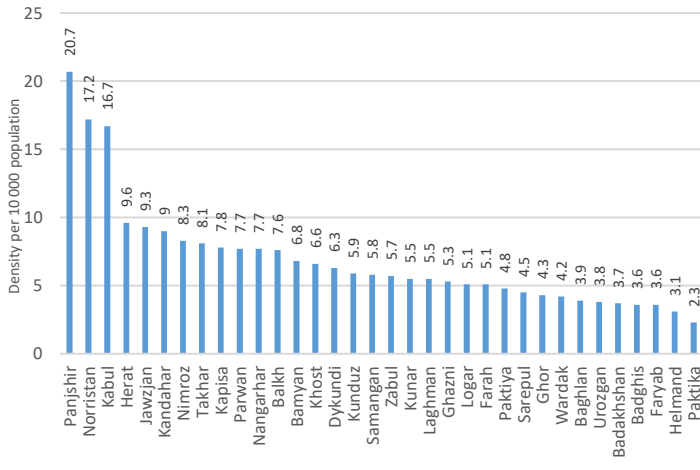
MoPH = Ministry of Public Health; NGOs = nongovernmental organizations  
Source: Health workforce survey 2019, Ministry of Public Health.

### Distribution of health workforce by profession and sector (2018)



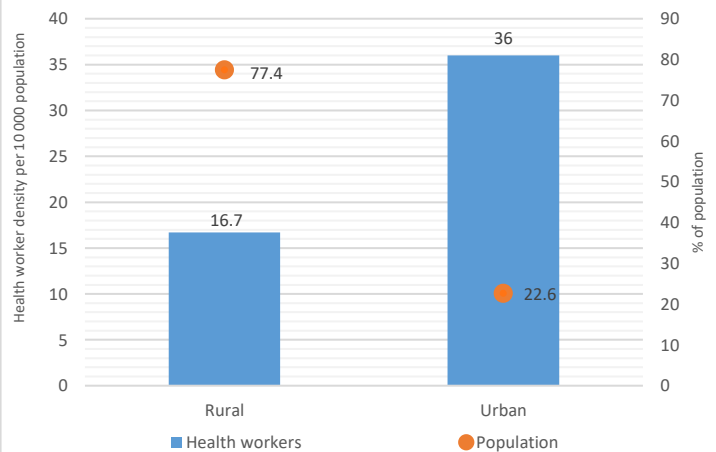
MoPH = Ministry of Public Health; NGOs = nongovernmental organizations  
Source: Health workforce survey 2019, Ministry of Public Health.

### Density of doctors, nurses and midwives by province (2018)



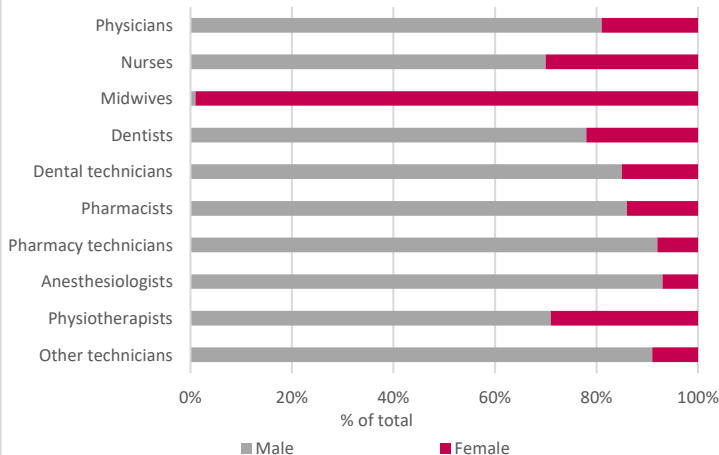
Source: Health workforce survey 2019, Ministry of Public Health.

### Geographic distribution of health workers and population (2016)



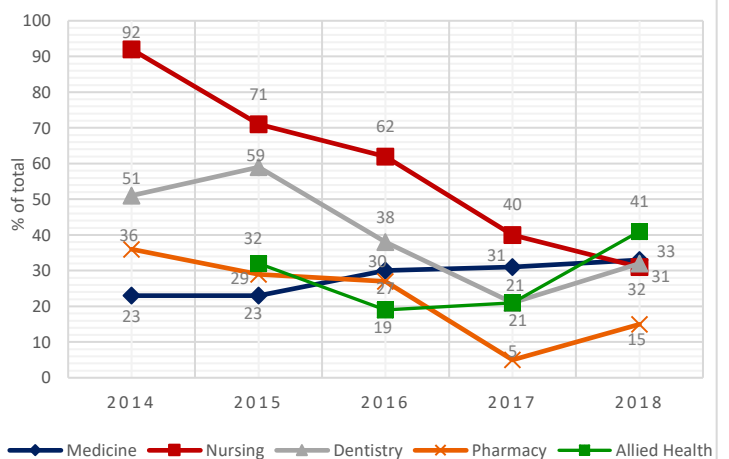
Source: National health strategy 2016–2020, Ministry of Public Health.

### Gender distribution of health workforce (2018)



Source: Health workforce survey 2019, Ministry of Public Health.

### Female graduates by profession (2014–2018)



Source: Health workforce survey 2019, Ministry of Public Health.

- Health workforce survey 2019. Kabul: Ministry of Public Health, Islamic Republic of Afghanistan; 2019.
- The World Bank, 2018 data [online]. Washington (DC): World Bank (<https://data.worldbank.org/indicator/SL.UEM.TOTL.NE.ZS?locations=AF>, accessed 5 November 2019).
- Afghanistan national health accounts 2017. Kabul: Ministry of Public Health, Islamic Republic of Afghanistan; 2019 (<https://moph.gov.af/sites/default/files/2020-01/Afghanistan%20National%20Health%20Accounts%202017-min.pdf>, accessed 21 January 2020).
- Tracking universal health coverage: 2017 global monitoring report. Geneva and Washington (DC): World Health Organization and International Bank for Reconstruction and Development/The World Bank; 2017 (<https://apps.who.int/iris/bitstream/handle/10665/259817/9789241513555-eng.pdf?sequence=1>, accessed 5 November 2019).
- UNHCR Afghanistan [website]. Geneva: United Nations Human Commissioner for Refugees; 2018 (<https://www.unhcr.org/afghanistan.html>, accessed 21 January 2020).
- IOM data on Afghanistan. Kabul: International Organization for Migration; 2018 (<https://afghanistan.iom.int/sites/default/files/Reports/afghanistan.pdf>, accessed 21 January 2020).
- WHO Afghanistan country office 2019, programme overview. Kabul: WHO Country Office for Afghanistan; 2018 ([http://www.emro.who.int/images/stories/afghanistan/who\\_at\\_a\\_glance\\_2019\\_feb.pdf?ua=1](http://www.emro.who.int/images/stories/afghanistan/who_at_a_glance_2019_feb.pdf?ua=1), accessed 6 May 2020).
- Afghanistan health survey 2018. Kabul: Ministry of Public Health, Islamic Republic of Afghanistan; 2019 (<https://www.kit.nl/wp-content/uploads/2019/07/AHS-2018-report-FINAL-15-4-2019.pdf>, accessed 21 January 2020).
- National noncommunicable disease risk factor survey (STEPS), country report for Afghanistan 2018. Kabul: WHO Country Office in Afghanistan and Ministry of Public Health, Islamic Republic of Afghanistan; 2018.
- Eastern Mediterranean Health Observatory [online data repository]. Cairo: WHO Regional Office for the Eastern Mediterranean (<https://rtho.emro.who.int/data-r>, accessed 21 January 2020).