

GLOBAL AND REGIONAL CASES

HIGHLIGHTS

- From April 2012 to date, a total of 2637 laboratory-confirmed cases of Middle East respiratory syndrome (MERS) were reported globally, with 965 associated deaths at a case-fatality ratio (CFR) of 36.5%. The majority of these cases were reported from Saudi Arabia, with 2226 cases and 869 related deaths (CFR: 39%).

- During the month of April 2026, One new case was reported from Saudi Arabia.

- Among primary cases, 50–59 year-olds are at the highest risk for acquiring infection and among secondary cases the 30–39 year-olds are at the highest risk. Among both primary and secondary cases, CFR is higher within the age group of 70–79 years-old.

**Disclaimer: Data are subject to change over time due to lag in reporting.

SUMMARY

2637
Laboratory-confirmed cases reported since April 2012 globally

965
Deaths reported since April 2012 globally

1
Newly reported cases globally

12
Countries reported cases since April 2012 in the Eastern Mediterranean Region

27
Countries reported cases since April 2012 globally

Table 1. Number of MERS cases in the Eastern Mediterranean Region by month and outcome in 2026

2026	Survived	Died
January	0	0
February	0	0
March	1	0
April	0	1
Total	1	1

Table 2. Epidemiological characteristics of MERS cases reported globally by years

Characteristic	2021	2022	2023	2024	2025	2026
Number	20	9	6	8	19	2
Median age in years	59	53	73	58	64	63
Gender (% male)	95	89	67	100	79	100
% of Primary Cases	100	67	83	50	32	0
% of Secondary cases	0	0	0	38	37	0
% of Unknown Contact History	0	33	17	13	32	100
% of HCW	0	0	0	0	32	0
% Fatal	45	22	50	75	28	50

Fig. 1. Distribution of MERS reported cases from Eastern Mediterranean Region by week of onset, 2012 - April 2026

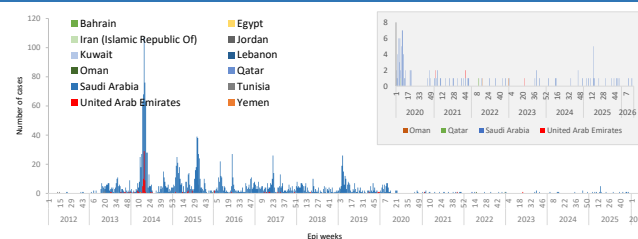
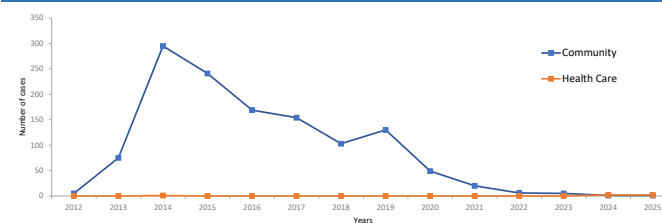


Fig. 2. Community versus hospital acquired MERS primary cases in Eastern Mediterranean Region, 2012 - April 2026



Saudi Arabia cases

Fig. 3. MERS cases per week of onset in Saudi Arabia, 2012 – April 2026

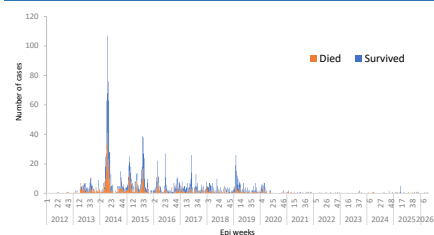


Fig. 4. Cases of MERS in healthcare workers in Saudi Arabia, 2012 – April 2026

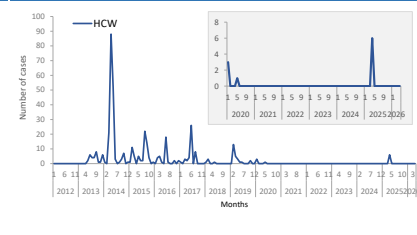


Fig. 5. Age and fatality distribution of primary and secondary cases of MERS in Saudi Arabia, 2012 – April 2026

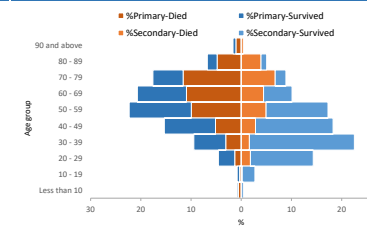


Table 3. Characteristics of MERS cases in Saudi Arabia, 2012 - April 2026

Type of case	2012	2013	2014	2015	2016	2017	2018	2019	2020	2021	2022	2023	2024	2025	2026	Grand Total
Primary	4	71	292	234	163	148	102	128	49	18	5	5	4	4	0	1227
Secondary	1	91	370	219	84	89	39	77	10	0	0	0	3	7	0	990
Unknown	0	0	0	0	0	0	0	0	0	0	0	0	1	6	2	9
Grand Total	5	162	662	453	247	237	141	205	59	18	5	5	8	17	2	2226