

GLOBAL AND REGIONAL CASES

HIGHLIGHTS

- From April 2012 to date, a total of 2626 laboratory-confirmed cases of Middle East respiratory syndrome (MERS) were reported globally, with 947 associated deaths at a case-fatality ratio (CFR) of 36%. The majority of these cases were reported from Saudi Arabia, with 2217 cases and 866 related deaths (CFR: 39%).

- During the month of April 2025, 6 new cases were reported.

- Among primary cases, 50–59 year-olds are at the highest risk for acquiring infection and among secondary cases the 30–39 year-olds are at the highest risk. Among both primary and secondary cases, CFR is higher within the age group of 70–79 years-old.

SUMMARY



2626
Laboratory-confirmed cases reported since April 2012 globally



947
Deaths reported since April 2012 globally



0
Newly reported cases globally



12
Countries reported cases since April 2012 in the Eastern Mediterranean Region



27
Countries reported cases since April 2012 globally

Table 1. Number of MERS cases in the Eastern Mediterranean Region by month and outcome in 2025

2025	Survived	Died
January	1	0
February	0	0
March	1	1
April	6	1
May	0	0
Total	8	2

**Disclaimer: Data are subject to change over time due to lag in reporting.

Table 2. Epidemiological characteristics of MERS cases reported globally by years

Characteristic	2020	2021	2022	2023	2024	2025
Number	60	20	9	6	8	10
Median age in years	56	59	53	73	58	52
Gender (% male)	82	82	95	89	67	100
% of Primary Cases	83	83	100	67	83	50
% of Secondary cases	17	17	0	0	0	38
% of Unknown Contact History	0	0	0	33	17	13
% of HCW	7	7	0	0	0	0
% Fatal	38	45	22	50	75	20

Fig. 1. Distribution of MERS reported cases from Eastern Mediterranean Region by week of onset, 2012 – May 2025

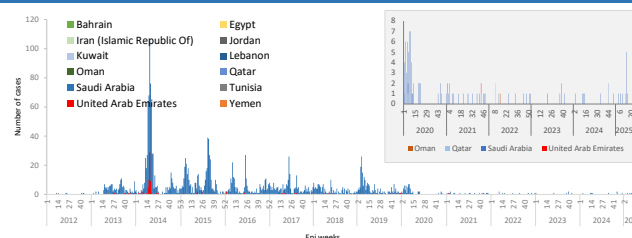
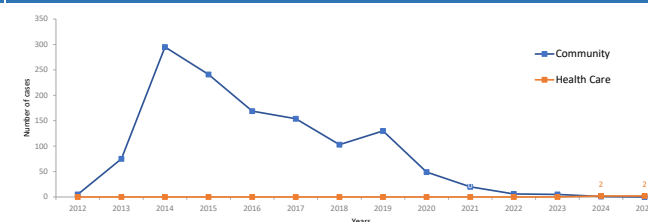


Fig. 2. Community versus hospital acquired MERS primary cases in Eastern Mediterranean Region, 2012 – May 2025



Saudi Arabia cases

Fig. 3. MERS cases per week of onset in Saudi Arabia, 2012 – May 2025

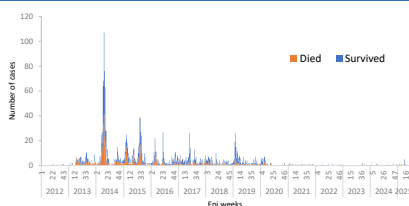


Fig. 4. Cases of MERS in healthcare workers in Saudi Arabia, 2012 – May 2025

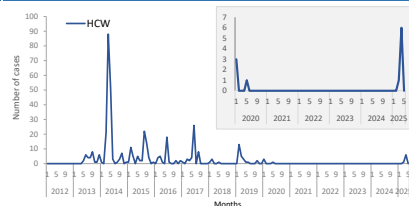


Fig. 5. Age and fatality distribution of primary and secondary cases of MERS in Saudi Arabia, 2012 – May 2025

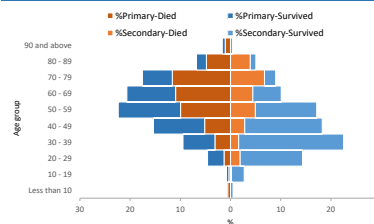


Table 3. Characteristics of MERS cases in Saudi Arabia, 2012 – May 2025

Type of case	2012	2013	2014	2015	2016	2017	2018	2019	2020	2021	2022	2023	2024	2025	Grand Total
Primary	4	71	291	234	163	148	102	128	49	18	5	5	4	3	1225
Secondary	1	91	371	219	84	89	39	77	10	0	0	0	3	7	991
Unknown	0	0	0	0	0	0	0	0	0	0	0	0	1	0	1
Grand Total	5	162	662	453	247	237	141	205	59	18	5	5	8	10	2217