

INFLUENZA MONTHLY UPDATE

November 2023 - Epidemiological weeks: 44–48, 2023



World Health Organization
REGIONAL OFFICE FOR THE Eastern Mediterranean



Key highlights

- In Nov 2023, 17 out of 21 Member States with a functional influenza surveillance system in the WHO Eastern Mediterranean Region (EMR) reported influenza data to FluNet and/or EMFLU (Afghanistan, Bahrain, Egypt, the Islamic Republic of Iran, Iraq, Jordan, Lebanon, Libya, Morocco, Oman, Pakistan, Qatar, Saudi Arabia, Somalia, the Syrian Arab Republic, Tunisia, and the United Arab Emirates).
- In the current analytical period (epidemiological week 27 to week 48, 2023), there was a 32% increase in the number of enrolled cases (133,498 compared to the previous reporting period with 91,428 cases in epidemiological week 27 to week 43, 2023). Out of the 133,498 enrolled cases, 133,029 (99.6%) were tested and, out of those, 24,023 (18%) were influenza-positive (Table).
- Influenza positivity proportions varied across countries; from 0% in Morocco to 38% in Bahrain, based on 200 or more specimens tested during Nov 2023.
- In Nov 2023, 40,644 cases were enrolled of which, 40,426 specimens were tested for influenza (99.5%). Of those specimens tested, 9,411 (23%) were positive.
- The positivity proportion of influenza type A was higher than that of type B (92% and 8% respectively) during the month of November (Figure 2).
- Of the total 9,411 specimens that tested positive for influenza in November, 3,944 (42%) were A (H1N1) pdm09, 2,591 (28%) were influenza A (not subtyped), 2,034 (22%) were type A(H3), 610 (6%) were influenza B (lineage not determined), and 232 (2%) were influenza B (Victoria lineage) (Figure 2 and Map).

Fig 1. Number of specimens by influenza virus subtypes/lineages and percentage of specimens testing positive for influenza viruses in the Region from week 27, 2019 to week 48, 2023

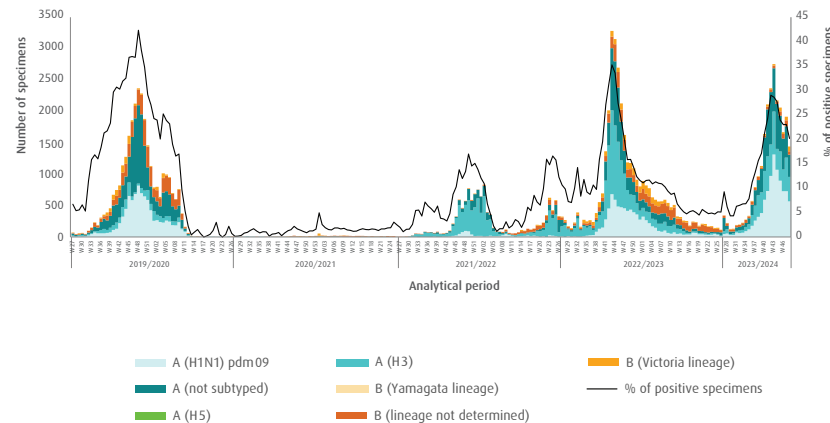
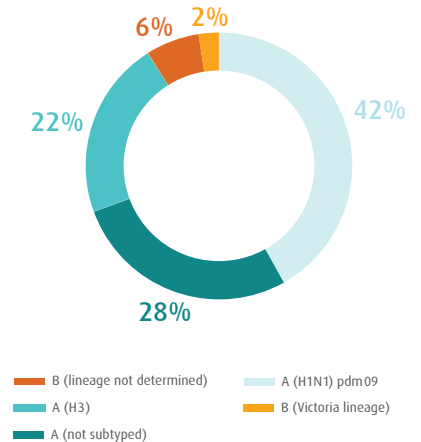


Fig 2. Proportion of influenza types and subtypes/lineages, EMR, November 2023



Map. Influenza positivity rate and detected influenza types and subtypes by country, EMR, November 2023

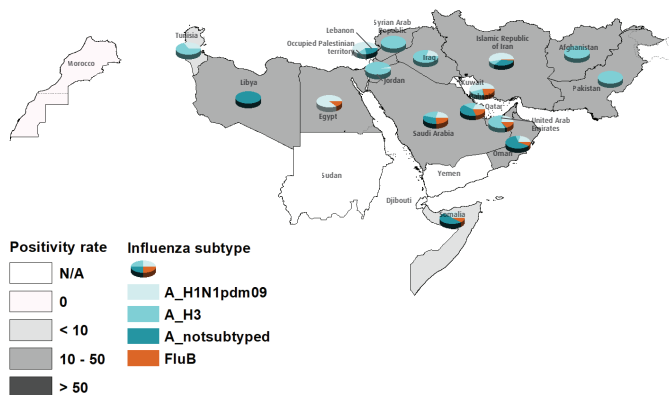


Table. Reported cumulative cases by country in the Region during the analytical period week 27, 2022 to week 48, 2023

Transmission zone	Country	Number of enrolled cases	Number of tested cases (%)	Number of positive cases (%)	Flu A (%)				Number of flu B cases (%)
					A (H1N1)pdm09	A (H3)	A (H5)	A (not subtyped)	
Eastern Africa	Somalia	1195	1121 (94)	65 (6)	50 (4)	0 (0)	0 (0)	13 (1)	2 (0)
Northern Africa	Egypt	12960	12960 (100)	1616 (12)	1249 (10)	55 (0)	0 (0)	312 (2)	312 (2)
	Libya	156	156 (100)	22 (14)	0 (0)	0 (0)	0 (0)	22 (14)	0 (0)
	Morocco	602	602 (100)	0 (0)	0 (0)	0 (0)	0 (0)	0 (0)	0 (0)
	Tunisia	799	799 (100)	3 (0)	1 (0)	2 (0)	0 (0)	0 (0)	0 (0)
Southern Asia	Afghanistan	1327	1277 (96)	77 (6)	0 (0)	76 (6)	0 (0)	0 (0)	1 (0)
	Iran (Islamic Republic of)	52539	52539 (100)	12023 (23)	5289 (10)	1843 (4)	0 (0)	4572 (9)	319 (1)
	Pakistan	1896	1894 (100)	97 (5)	0 (0)	95 (5)	0 (0)	0 (0)	2 (0)
Western Asia	Bahrain	3258	3255 (100)	622 (19)	322 (10)	190 (6)	0 (0)	16 (0)	94 (3)
	Iraq	681	676 (99)	79 (12)	17 (3)	62 (9)	0 (0)	0 (0)	0 (0)
	Jordan	1214	1214 (100)	35 (3)	1 (0)	34 (3)	0 (0)	0 (0)	0 (0)
	Lebanon	1145	1145 (100)	49 (4)	27 (2)	11 (1)	0 (0)	9 (1)	2 (0)
	occupied Palestinian territory	422	422 (100)	0 (0)	0 (0)	0 (0)	0 (0)	0 (0)	0 (0)
	Oman	5247	5242 (100)	1147 (22)	338 (6)	174 (3)	0 (0)	567 (11)	68 (1)
	Qatar	7858	7858 (100)	1340 (17)	228 (3)	360 (5)	0 (0)	543 (7)	209 (3)
	Saudi Arabia	21501	21193 (99)	3558 (17)	804 (4)	901 (4)	0 (0)	1159 (5)	694 (3)
	Syrian Arab Republic	342	328 (96)	13 (4)	0 (0)	13 (4)	0 (0)	0 (0)	0 (0)
	United Arab Emirates	20325	20317 (100)	3277 (16)	895 (4)	1839 (9)	0 (0)	143 (1)	400 (2)
	Yemen	31	31 (100)	0 (0)	0 (0)	0 (0)	0 (0)	0 (0)	0 (0)
	Total	133498	133029 (99.6)	24023 (18)	9221 (7)	5655 (4)	0 (0)	7044 (5)	2103 (2)

For any queries about this bulletin, please contact: emrgoihp@who.int