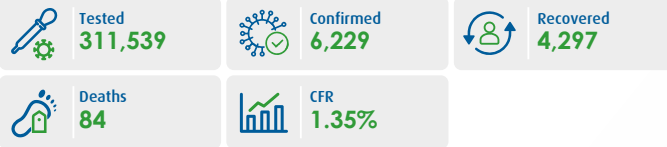


COVID-19 MONTHLY UPDATE SEPTEMBER 2023

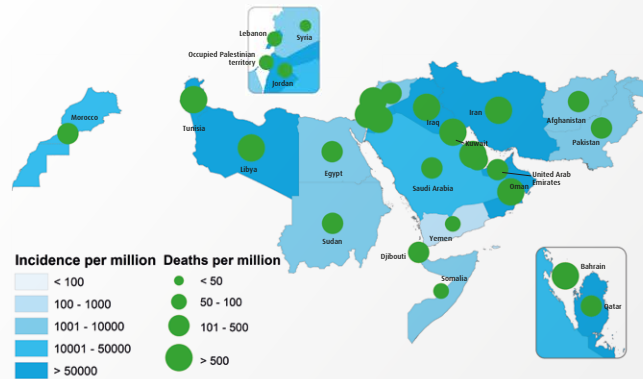
Highlights

- In September 2023, a total of 6,229 COVID-19 confirmed cases were reported from 4 Member States of the WHO Eastern Mediterranean Region (EMR). There was an increase of 69% in overall reported confirmed cases compared to the previous month when it was 3693 confirmed cases. The highest number of confirmed cases was reported from IR Iran followed by Morocco and Afghanistan.
- During September 2023, a total of 84 COVID-19-related deaths were reported from 4 Member States in the Region with the Islamic Republic of Iran reporting the highest number of deaths followed by Afghanistan. There was an 110% increase in reported deaths compared to the previous month when it was 40.
- Out of the 22 Member States in the Region, 4 reported updates on COVID-19 confirmed cases and associated deaths in September 2023 while in August 6 Member States reported updates on COVID-19 cases and deaths.
- Since the start of the pandemic, a total of 23,395,546 confirmed COVID-19 cases including 351,492 related deaths at a case-fatality ratio (CFR) of 1.5% were reported from the Region.
- 21 countries have reported one or more new variants of concern (VOC) in the Region: Alpha in 21 countries, Beta in 18 countries, Gamma in 6 countries, Delta in 20 countries and Omicron in 21 countries.
- Vaccination continues across the Region. The total number of doses administered as of 31 August 2023 in the Region is 900,577,081 and the average coverage of fully vaccinated population in the Region is 51%. The United Arab Emirates (98%), Qatar (97%) and Kuwait (77%) has reported the highest number of completed primary series while Libya (18%), Syria (13%), and Yemen (3%) reported the lowest number of in the Region

Key figures, September



COVID-19 cases and deaths per million population in EMR, 29 January 2020 to 30 September 2023

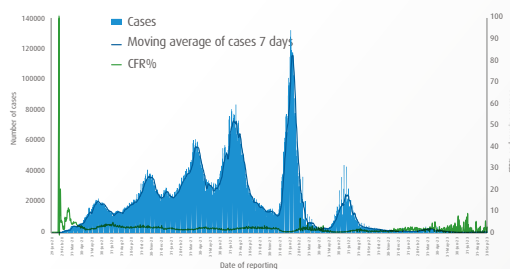


COVID-19 cases and deaths by EMR countries, 29 January 2020 to 30 September 2023

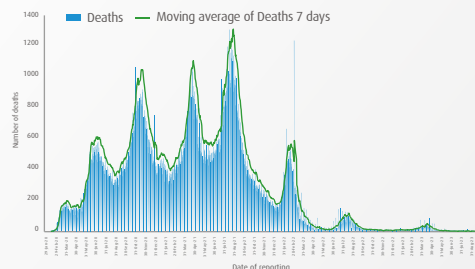
Countries	September		Cumulative figures			Trend*
	New cases	New deaths	Cases	Deaths	CFR%	
Afghanistan	844	6	226 220	7950	3.5	↓
Bahrain			696 614	1536	0.2	-
Djibouti			15 690	189	1	-
Egypt			516 023	24 830	4.8	-
Islamic Republic of Iran	3918	78	7 617 752	146 410	1.9	↑
Iraq			2 465 545	25 375	1.0	-
Jordan			1 746 997	14 122	0.8	-
Kuwait	210	0	666 333	2570	0	↑
Lebanon			1 239 904	10 947	0.9	-
Libya			507 269	6437	1	-
Morocco	1257	0	1 276 812	16 297	1.3	↑
Occupied Palestinian territory			703 228	5708	0.8	-
Oman			399 449	4628	1.2	-
Pakistan			1 580 631	30 656	1.9	-
Qatar			514 524	690	0.1	-
Saudi Arabia			841 469	9646	1.1	-
Somalia			27 334	1361	5	-
Sudan			63 993	5046	7.9	-
Syrian Arab Republic			57 423	3163	5.5	-
Tunisia			1 153 361	29 423	2.6	-
United Arab Emirates			1 067 030	2349	0.2	-
Yemen			11 945	2159	18.1	-
Total	6229	84	23 395 546	351 492	1.5	↑

*trend refers to % changes in the cases compared to previous month

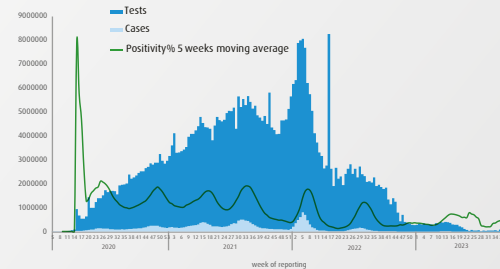
Distribution of daily cases and CFR% in EMR, 29 January 2020 to 30 September 2023



Distribution of daily deaths in EMR, 29 January 2020 to 30 September 2023



Distribution of weekly COVID-19 tested in EMR, 29 January 2020 to September 2023



Distribution of COVID-19 cases by age and gender in EMR, 29 January 2020 to September 2023

