

Highlights

- In August 2023, a total of 3,675 COVID-19 confirmed cases were reported from 6 Member States of the WHO Eastern Mediterranean Region (EMR). There was an increase of 131% in overall reported confirmed cases compared to the previous month when it was 1,591. The highest number of confirmed cases was reported from Lebanon followed by Afghanistan and the Islamic Republic of Iran.
- During August 2023, a total of 40 COVID-19-related deaths were reported from three Member States in the Region with the Islamic Republic of Iran reporting the highest number of deaths followed by Lebanon and Afghanistan. There was an 82% increase in reported deaths compared to the previous month when it was 22.
- Out of the 22 Member States in the Region, 6 reported updates on COVID-19 confirmed cases and associated deaths in August 2023 while in July 5 Member States reported updates on COVID-19 cases and deaths.
- Since the start of the pandemic, a total of 23,389,299 confirmed COVID-19 cases including 351,408 related deaths at a case-fatality ratio (CFR) of 1.5% were reported from the Region.
- 21 countries have reported one or more new variants of concern (VOC) in the Region: Alpha in 21 countries, Beta in 18 countries, Gamma in 6 countries, Delta in 18 countries and Omicron in 15 countries
- Vaccination continues across the Region. The total number of doses administered so far in the Region is 900,577,081 and the average coverage of fully vaccinated population in the Region is 51%. The United Arab Emirates (98%), Qatar (97%) and Kuwait (77%) has reported the highest number of completed primary series while Libya (18%), Syria (13%), and Yemen (3%) reported the lowest number of in the Region

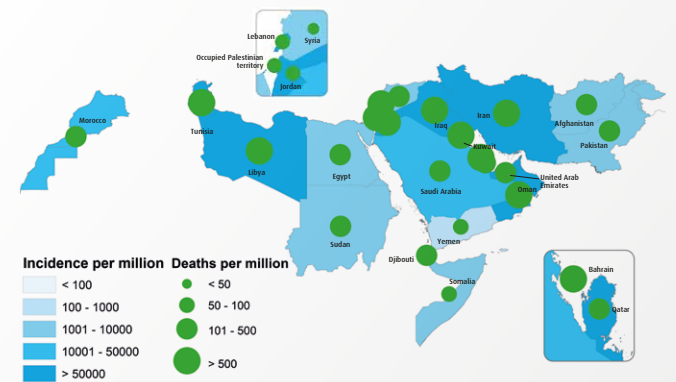
Key figures, August



Cumulative key figures, 29 January 2020 to 31 August 2023



COVID-19 cases and deaths per million population in EMR, 29 January 2020 to 31 August 2023

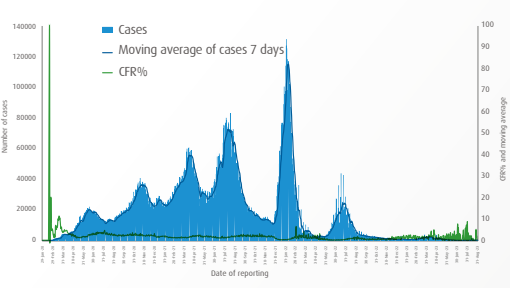


COVID-19 cases and deaths by EMR countries, 29 January 2020 to 31 August 2023

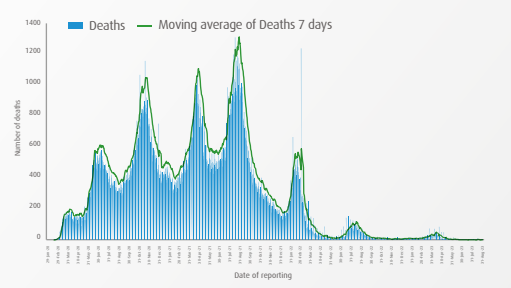
Countries	August		Cumulative figures			Trend*
	New cases	New deaths	Cases	Deaths	CFR%	
Afghanistan	1053	8	225 358	7944	3.5	↑
Bahrain			696 614	1536	0.2	-
Djibouti			15 690	189	1	-
Egypt			516 023	24 830	4.8	-
Islamic Republic of Iran	873	21	7 613 834	146 332	1.9	↑
Iraq			2 465 545	25 375	1.0	-
Jordan			1 746 997	14 122	0.8	-
Kuwait	112	0	666 123	2570	0	↑
Lebanon	1352	11	1 239 904	10 947	0.9	↑
Libya	3	0	507 269	6437	1	↑
Morocco	282	0	1 275 555	16 297	1.3	↑
Occupied Palestinian territory			703 228	5708	0.8	-
Oman			399 449	4628	1.2	-
Pakistan			1 580 631	30 656	1.9	-
Qatar			514 524	690	0.1	-
Saudi Arabia			841 469	9646	1.1	-
Somalia			27 334	1361	5	-
Sudan			63 993	5046	7.9	-
Syrian Arab Republic			57 423	3163	5.5	-
Tunisia			1 153 361	29 423	2.6	-
United Arab Emirates			1 067 030	2349	0.2	-
Yemen			11 945	2159	18.1	-
Total	3675	40	23 389 299	351 408	1.5	↑

*trend refers to % changes in the cases compared to previous month

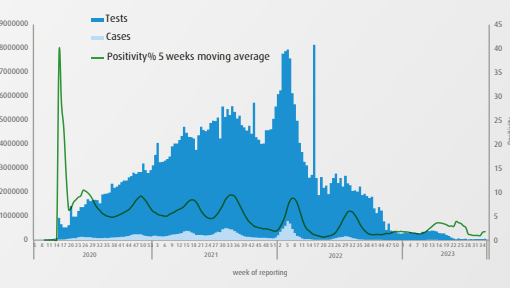
Distribution of daily cases and CFR% in EMR, 29 January 2020 to 31 August 2023



Distribution of daily deaths in EMR, 29 January 2020 to 31 August 2023



Distribution of weekly COVID-19 tested in EMR, 29 January 2020 to August 2023



Distribution of COVID-19 cases by age and gender in EMR, 29 January 2020 to August 2023

