

COVID-19 MONTHLY UPDATE JULY 2023


Highlights

- In July 2023, a total of 1,591 COVID-19 cases were reported from 5 Member States in the Eastern Mediterranean Region (EMR). There was a decrease of 67% in overall reported cases compared to the previous month when it was 4,824. The highest number of cases was reported from Afghanistan followed by Islamic Republic of Iran and Morocco.
- During July 2023, a total of 22 COVID-19-related deaths were reported from two Member States in the Region with the Islamic Republic of Iran reporting the highest number of deaths followed by Afghanistan. There was a 71% decrease in reported deaths compared to the previous month when it was 75.
- Out of the 22 Member States in the Region 5 reported updates on COVID-19 cases and associated deaths in July 2023 while in June 8 Member States reported updates on COVID-19 cases and deaths.
- Since the start of the pandemic, a total of 23,385,624 confirmed COVID-19 cases including 351,368 related deaths at a case-fatality ratio (CFR) of 1.5% were reported from the Region.
- 21 countries have reported one or more new variants of concern (VOC) in the Region: Alpha in 21 countries, Beta in 18 countries, Gamma in 6 countries, Delta in 18 countries and Omicron in 15 countries
- Vaccination continues across the Region. The total number of doses administered so far in the Region is 900,098,694.

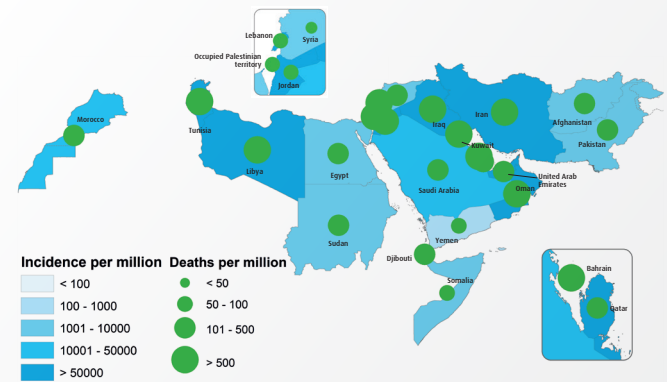
Key figures, July



Cumulative key figures, 29 January 2020 to 31 July 2023



COVID-19 cases and deaths per million population in EMR, 29 January 2020 to 31 July 2023

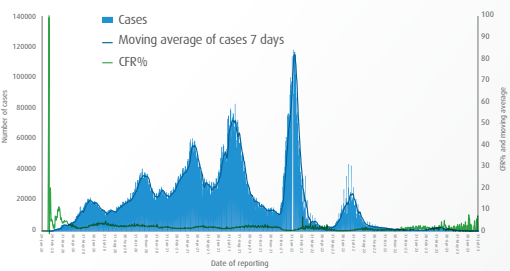


COVID-19 cases and deaths by EMR countries, 29 January 2020 to 31 July 2023

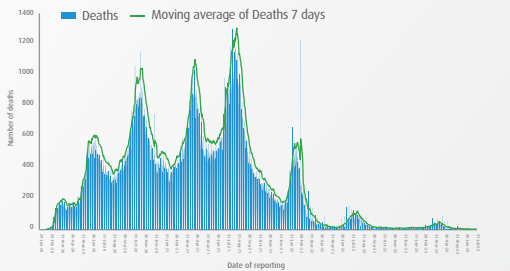
Countries	July		Cumulative figures			Trend*
	New cases	New deaths	Cases	Deaths	CFR%	
Afghanistan	1025	8	224305	7936	3.5	↓
Bahrain			696614	1536	0.2	-
Djibouti			15690	189	1	-
Egypt			516023	24830	4.8	-
Islamic Republic of Iran	424	14	7612961	146311	1.9	↓
Iraq			2465545	25375	1.0	-
Jordan			1746997	14122	0.8	-
Kuwait	37	0	666011	2570	0	↓
Lebanon			1238552	10936	0.9	-
Libya	0	0	507266	6437	1	-
Morocco	105	0	1275273	16297	1.3	↓
Occupied Palestinian territory			703228	5708	0.8	-
Oman			399449	4628	1.2	-
Pakistan			1580631	30656	1.9	-
Qatar			514524	690	0.1	-
Saudi Arabia			841469	9646	1.1	-
Somalia			27334	1361	5	-
Sudan			63993	5046	7.9	-
Syrian Arab Republic			57423	3163	5.5	-
Tunisia			1153361	29423	2.6	-
United Arab Emirates			1067030	2349	0.2	-
Yemen			11945	2159	18.1	-
Total	1591	22	23385624	351368	1.5	↓

*trend refers to % changes in the cases compared to previous month

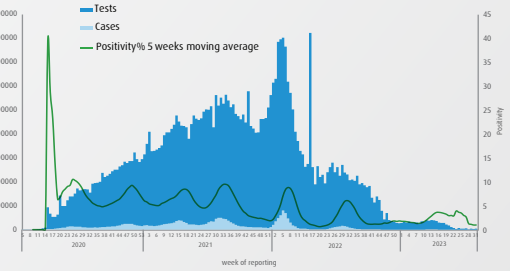
Distribution of daily cases and CFR% in EMR, 29 January 2020 to 31 July 2023



Distribution of daily deaths in EMR, 29 January 2020 to 31 July 2023



Distribution of weekly COVID-19 tested in EMR, 29 January 2020 to July 2023



Distribution of COVID-19 cases by age and gender in EMR, 29 January 2020 to July 2023

