

# COVID-19 MONTHLY UPDATE JUNE 2023

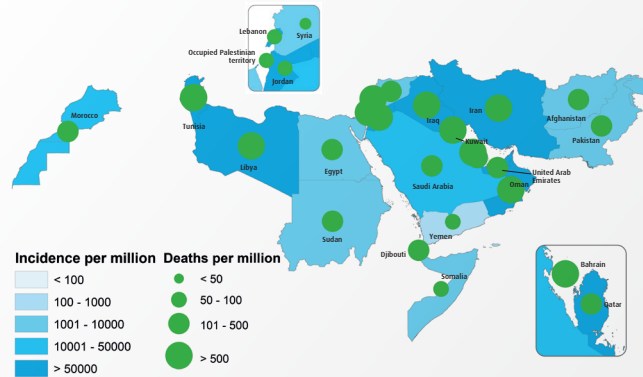
## Highlights

- In June 2023, a total of 4,824 COVID-19 cases were reported from the 8 Member States of the Eastern Mediterranean Region (EMR). There was a decrease of 78% in overall reported cases as compared to the previous month when it was 21,930. The highest number of cases was reported from Afghanistan followed by Qatar and Lebanon.
- During June 2023, a total of 75 COVID-19 related deaths were reported from the Region with the Islamic Republic of Iran reporting the highest number of deaths followed by Lebanon and Afghanistan. There was a 65% decrease in reported deaths compared to the previous month when it was 212.
- Out of the 22 Member States in the Region 8 reported updates on COVID-19 cases and associated deaths in June 2023 while in May 10 Member States reported updates on COVID-19 cases and deaths.
- Since the start of the pandemic, a total of 23,384,033 confirmed COVID-19 cases including 351,346 related deaths at a case-fatality ratio (CFR) of 1.5% were reported from the Region.
- 21 countries have reported one or more new variants of concern (VOC) in the Region: Alpha in 21 countries, Beta in 18 countries, Gamma in 6 countries, Delta in 18 countries and Omicron in 15 countries
- Vaccination continues across the Region. The total number of doses administered so far in the Region is 898,441,926.

## Key figures, June



## COVID-19 cases and deaths per million population in EMR, 29 January 2020 to 30 June 2023

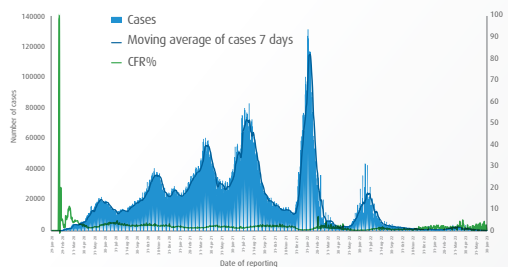


## COVID-19 cases and deaths by EMR countries, 29 January 2020 to 30 June 2023

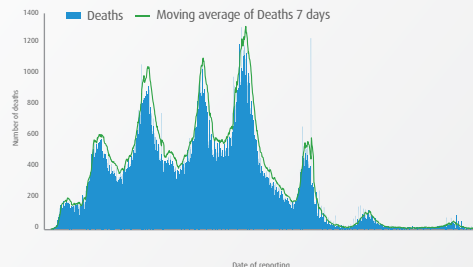
Countries	June		Cumulative figures			Trend*
	New cases	New deaths	Cases	Deaths	CFR%	
Afghanistan	1414	10	223280	7928	3.6	↓
Bahrain			696614	1536	0.2	-
Djibouti			15690	189	1	-
Egypt			516023	24830	4.8	-
Islamic Republic of Iran	794	40	7612537	146297	1.9	↓
Iraq			2465545	25375	1.0	-
Jordan			1746997	14122	0.8	-
Kuwait	43	0	665974	2570	0	↓
Lebanon	996	22	1238552	10936	0.9	↑
Libya	3	0	507266	6437	1	↓
Morocco	435	0	1275168	16297	1.3	↓
Occupied Palestinian territory			703228	5708	0.8	-
Oman			399449	4628	1.2	-
Pakistan			1580631	30656	1.9	-
Qatar	1101	0	514524	690	0.1	↓
Saudi Arabia			841469	9646	1.1	-
Somalia			27334	1361	5	-
Sudan			63993	5046	7.9	-
Syrian Arab Republic			57423	3163	5.5	-
Tunisia	38	3	1153361	29423	2.6	↓
United Arab Emirates			1067030	2349	0.2	-
Yemen			11945	2159	18.1	-
<b>Total</b>	<b>4824</b>	<b>75</b>	<b>23384033</b>	<b>351346</b>	<b>1.5</b>	<b>↓</b>

\*trend refers to % changes in the cases compared to previous month

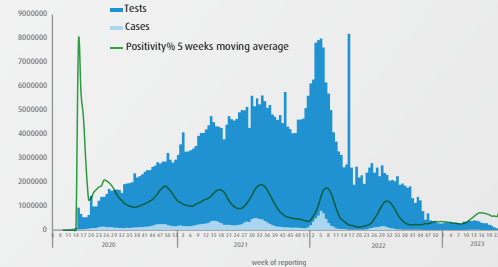
## Distribution of daily cases and CFR% in EMR, 29 January 2020 to 30 June 2023



## Distribution of daily deaths in EMR, 29 January 2020 to 30 June 2023



## Distribution of weekly COVID-19 tested in EMR, 29 January 2020 to June 2023



## Distribution of COVID-19 cases by age and gender in EMR, 29 January 2020 to June 2023

