

COVID-19 MONTHLY UPDATE MAY 2023

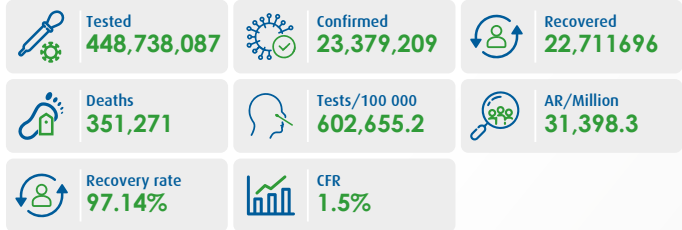
Highlights

- In May 2023, a total of 21,930 COVID-19 cases were reported from the 10 countries of the Eastern Mediterranean Region (EMR). There was a decrease of 56% in overall reported cases as compared to the previous month when it was 49,522. The highest number of cases was reported from Afghanistan followed by Qatar and United Arab Emirates.
- During May 2023, a total of 212 COVID-19 related deaths were reported from the Region with the Islamic Republic of Iran reporting the highest number of deaths followed by Afghanistan and Tunisia. There was a 76% decrease in reported deaths compared to the previous month when it was 880.
- Out of the 22 Member States in the Region 10 reported updates on COVID-19 cases and associated deaths in May 2023 while in April 13 Member States reported updates on COVID-19 cases and deaths.
- Since the start of the pandemic, a total of 23,379,209 confirmed COVID-19 cases including 351,271 related deaths at a case-fatality ratio (CFR) of 1.5% were reported from the 22 countries.
- 21 countries have reported one or more new variants of concern (VOC) in the Region: Alpha in 21 countries, Beta in 18 countries, Gamma in 6 countries, Delta in 18 countries and Omicron in 15 countries
- Vaccination continues across the Region. The total number of doses administered so far in the 22 countries is 895,686,493.

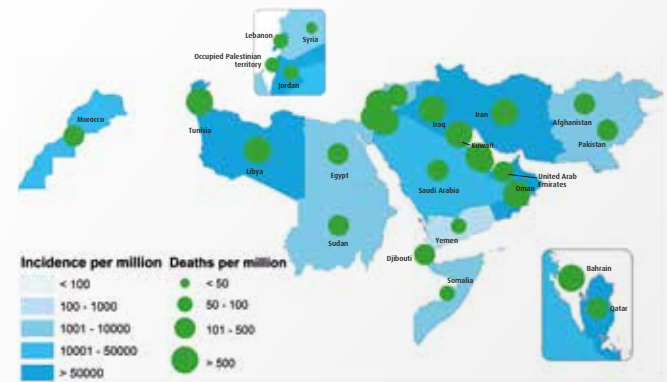
Key figures, May



Cumulative key figures, 29 January 2020 to 31 May 2023



COVID-19 cases and deaths per million population in EMR, 29 January 2020 to 31 May 2023

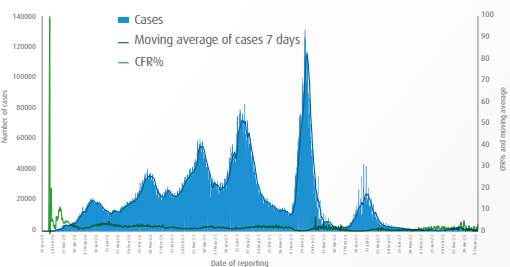


COVID-19 cases and deaths by EMR countries, 29 January 2020 to 31 May 2023

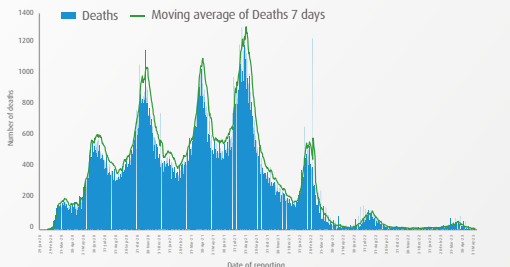
Countries	May		Cumulative figures			Trend*
	New cases	New deaths	Cases	Deaths	CFR%	
Afghanistan	6400	26	221866	7918	3.6	↑
Bahrain			696614	1536	0.2	-
Djibouti			15690	189	1	-
Egypt			516023	24830	4.8	-
Islamic Republic of Iran	3056	149	7611743	146257	1.9	↓
Iraq			2465545	25375	1.0	-
Jordan			1746997	14122	0.8	-
Kuwait	129	0	665931	2570	0	↓
Lebanon	800	13	1237556	10914	0.9	↓
Libya	11	0	507263	6437	1	↓
Morocco	1270	0	1274733	16297	1.3	↑
Occupied Palestinian territory			703228	5708	0.8	-
Oman			399449	4628	1.2	-
Pakistan			1580631	30656	1.9	-
Qatar	5133	0	513423	690	0.1	↓
Saudi Arabia	657	2	841469	9646	1.1	↓
Somalia			27334	1361	5	-
Sudan			63993	5046	7.9	-
Syrian Arab Republic			57423	3163	5.5	-
Tunisia	446	22	1153323	29420	2.6	↓
United Arab Emirates	4028	0	1067030	2349	0.2	↓
Yemen			11945	2159	18.1	-
Total	21930	212	23379209	351271	1.5	↓

*trend refers to % changes in the cases compared to previous month

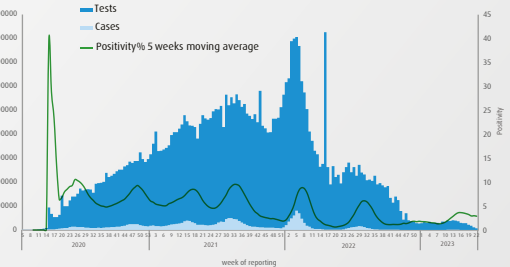
Distribution of daily cases and CFR% in EMR, 29 January 2020 to 31 May 2023



Distribution of daily deaths in EMR, 29 January 2020 to 31 May 2023



Distribution of weekly COVID-19 tested in EMR, 29 January 2020 to May 2023



Distribution of COVID-19 cases by age and gender in EMR, 29 January 2020 to May 2023

