

Highlights

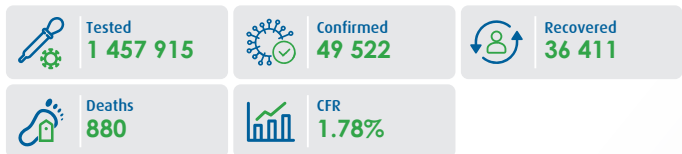
- In April 2023, a total of 49 522 COVID-19 cases were reported from the 22 countries of the Eastern Mediterranean Region (EMR). There was a 3% increase in overall reported cases as compared to the previous month when it was 48 170. The highest number of cases was reported from Islamic Republic of Iran, followed by Qatar and Saudi Arabia.
- During April 2023, a total of 880 COVID-19 related deaths were reported from the Region with Islamic Republic of Iran reporting the highest number of deaths, followed by Tunisia and Lebanon. There was a 39% increase in reported deaths compared to the previous month when it was 634.
- Most of the 22 countries in the Region reported a decrease in COVID-19 cases and deaths during April 2023 as compared to March 2023.
- Since the start of the pandemic, a total of 23 357 279 confirmed COVID-19 cases including 351 059 related deaths at a case-fatality ratio (CFR) of 1.5% were reported from the 22 countries of the Region.
- 21 countries have reported one or more new variants of concern (VOC) in the Region: Alpha in 21 countries, Beta in 18 countries, Gamma in 6 countries, Delta in 18 countries and Omicron in 15 countries.
- Vaccination continues across the Region. The total number of doses administered so far in the 22 countries is 893 302 922.

COVID-19 cases and deaths by EMR countries, 29 January 2020 to 30 April 2023

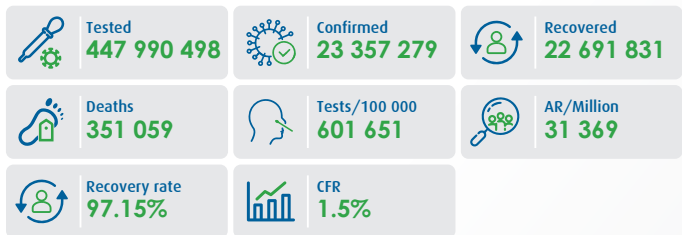
Countries	April		Cumulative figures			Trend*
	New cases	New deaths	Cases	Deaths	CFR%	
Afghanistan	4838	9	215466	7892	3.7	↑
Bahrain			696614	1536	0.2	-
Djibouti			15690	189	1	-
Egypt	110	7	516023	24830	4.8	↓
Islamic Republic of Iran	17968	760	7608687	146108	1.9	↓
Iraq			2465545	25375	1.0	-
Jordan			1746997	14122	0.8	-
Kuwait	680	0	665802	2570	0	↓
Lebanon	2051	33	1236756	10901	0.9	↓
Libya	46	0	507252	6437	1	↑
Morocco	784	1	1273463	16297	1.3	↑
Occupied Palestinian territory			703228	5708	0.8	-
Oman			399449	4628	1.2	-
Pakistan	927	7	1580631	30656	1.9	↓
Qatar	8851	2	508290	690	0.1	↑
Saudi Arabia	6932	13	840812	9644	1.1	↑
Somalia			27334	1361	5	-
Sudan	71	12	63993	5046	7.9	↓
Syrian Arab Republic			57423	3163	5.5	-
Tunisia	1045	36	1152877	29398	2.5	↑
United Arab Emirates	5219	0	1063002	2349	0.2	↓
Yemen			11945	2159	18.1	-
Total	49522	880	23357279	351059	1.5	↑

*trend refers to % changes in the cases compared to previous month

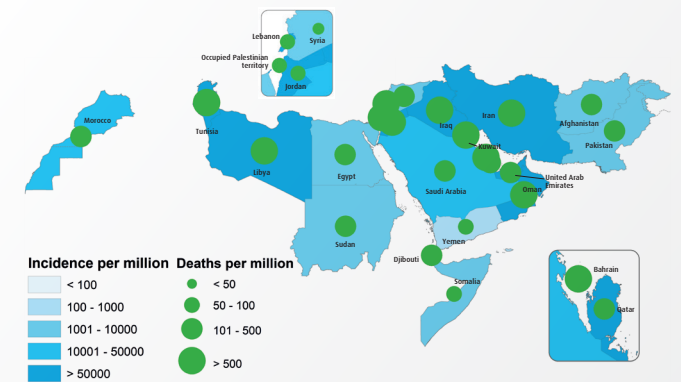
Key figures, April



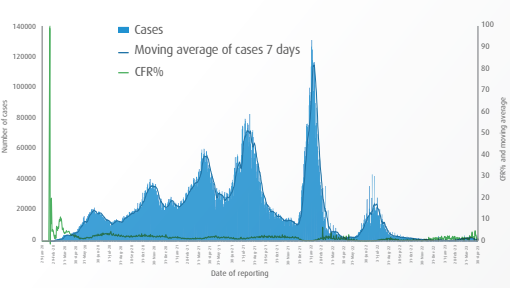
Cumulative key figures, 29 January 2020 to 30 April 2023



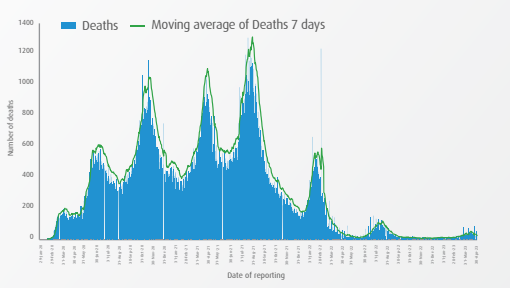
COVID-19 cases and deaths per million population in EMR, 29 January 2020 to 30 April 2023



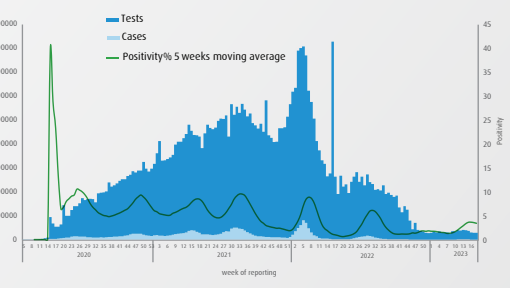
Distribution of daily cases and CFR% in EMR, 29 January 2020 to 30 April 2023



Distribution of daily deaths in EMR, 29 January 2020 to 30 April 2023



Distribution of weekly COVID-19 tested in EMR, 29 January 2020 to April 2023



Distribution of COVID-19 cases by age and gender in EMR, 29 January 2020 to April 2023

