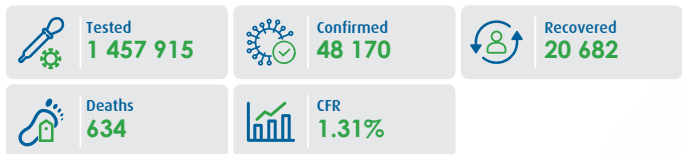


# COVID-19 MONTHLY UPDATE MARCH 2023

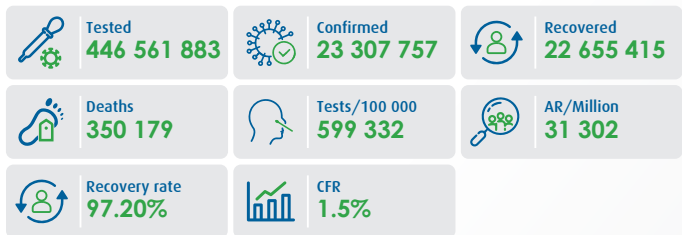
## Highlights

- In March 2023, a total of 48 170 COVID-19 cases were reported from the 22 countries of the Eastern Mediterranean Region (EMR). An increase of three folds in overall reported cases was observed as compared to the previous month when it was 15 381. The highest number of cases was reported from Islamic Republic of Iran, followed by United Arab Emirates and Qatar.
- During March 2023, a total of 634 related deaths were reported from the Region with Islamic Republic of Iran reporting the highest number of deaths, followed by Lebanon and Tunisia. There was a double fold increase in the reported deaths observed during the reporting month as compared to the previous month when it was 220.
- Most of the 22 countries in the Region reported an increase in COVID-19 cases and deaths during March 2023 as compared to February 2023.
- Since the start of the pandemic, a total of 23 307 757 confirmed COVID-19 cases including 350 179 related deaths at a case-fatality ratio (CFR) of 1.5% were reported from the 22 countries of the Region.
- 21 countries have reported one or more new variants of concern (VOC) in the Region: Alpha in 21 countries, Beta in 18 countries, Gamma in 6 countries, Delta in 18 countries and Omicron in 15 countries.
- Vaccination continues across the Region. The total number of doses administered so far in the 22 countries is 884 669 867.

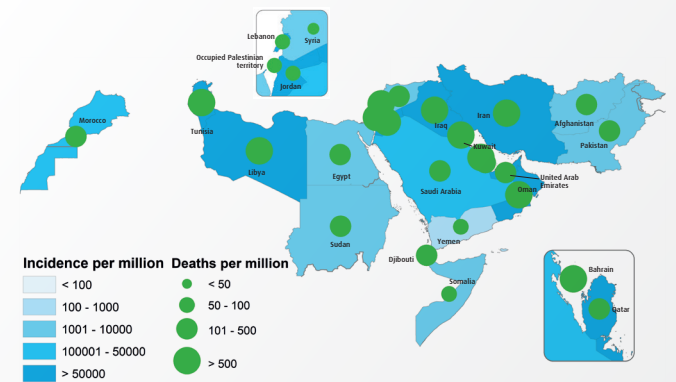
## Key figures, March 2023



## Cumulative key figures, 29 January 2020 to 31 March 2023



## COVID-19 cases and deaths per million population in EMR, 29 January 2020 to 31 March 2023

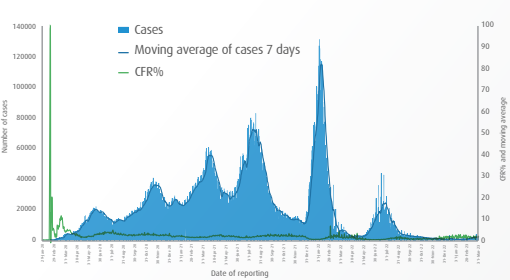


## COVID-19 cases and deaths by EMR countries, 29 January 2020 to 31 March 2023

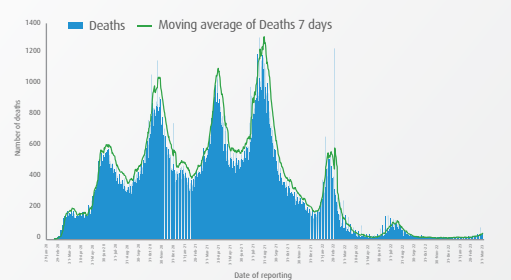
Countries	March		Cumulative figures			Trend*
	New cases	New deaths	Cases	Deaths	CFR%	
Afghanistan	1288	4	210628	7883	3.7	↑
Bahrain			696614	1536	0.2	-
Djibouti			15690	189	1	-
Egypt	154	11	515913	24823	4.8	↑
Islamic Republic of Iran	22813	503	7590719	145348	1.9	↑
Iraq			2465545	25375	1.0	-
Jordan			1746997	14122	0.8	-
Kuwait	1666	0	665122	2570	0	↑
Lebanon	2865	40	1234705	10868	0.9	↓
Libya	32	0	507206	6437	1	↑
Morocco	225	0	1272679	16296	1.3	↑
Occupied Palestinian territory			703228	5708	0.8	-
Oman			399449	4628	1.2	-
Pakistan	2706	6	1579704	30649	1.9	↑
Qatar	5272	1	499439	688	0.1	↑
Saudi Arabia	4402	17	833880	9631	1.2	↑
Somalia	10	0	27334	1361	5	↑
Sudan	113	21	63922	5034	7.9	↑
Syrian Arab Republic			57423	3163	5.5	-
Tunisia	870	31	1151832	29362	2.5	↑
United Arab Emirates	5754	0	1057783	2349	0.2	↑
Yemen			11945	2159	18.1	-
<b>Total</b>	<b>48170</b>	<b>634</b>	<b>23307757</b>	<b>350179</b>	<b>1.5</b>	<b>↑</b>

\*trend refers to % changes in the cases compared to previous month

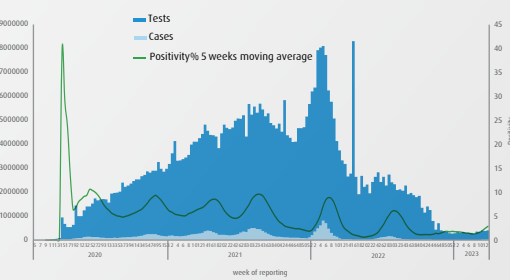
## Distribution of daily cases and CFR% in EMR, 29 January 2020 to 31 March 2023



## Distribution of daily deaths in EMR, 29 January 2020 to 31 March 2023



## Distribution of weekly COVID-19 tested in EMR, 29 January 2020 to March 2023



## Distribution of COVID-19 cases by age and gender in EMR, 29 January 2020 to March 2023

