

COVID-19 MONTHLY UPDATE FEBRUARY 2023

Highlights

- In February 2023, a total of 15 381 COVID-19 cases were reported from the 22 countries of the Eastern Mediterranean Region (EMR). There was a 26% decrease in overall reported cases as compared to the previous month when it was 20 735. The highest number of cases was reported from Islamic Republic of Iran, followed by Lebanon and United Arab Emirates.
- During February 2023, a total of 220 related deaths were reported from the Region with Islamic Republic of Iran reporting the highest number of deaths, followed by the Kingdom Saudi Arabia and Lebanon. There was a 6% increase in reported deaths compared to the previous month when it was 233.
- Most of the 22 countries in the Region reported a decrease in COVID-19 cases and deaths during February 2023 as compared to January 2023.
- Since the start of the pandemic, a total of 23 259 587 confirmed COVID-19 cases including 349 545 related deaths at a case-fatality ratio (CFR) of 1.5% were reported from the 22 countries of the Region.
- 21 countries have reported one or more new variants of concern (VOC) in the Region: Alpha in 21 countries, Beta in 18 countries, Gamma in 6 countries, Delta in 18 countries and Omicron in 15 countries.
- Vaccination continues across the Region. The total number of doses administered so far in the 22 countries is 876 493 324.

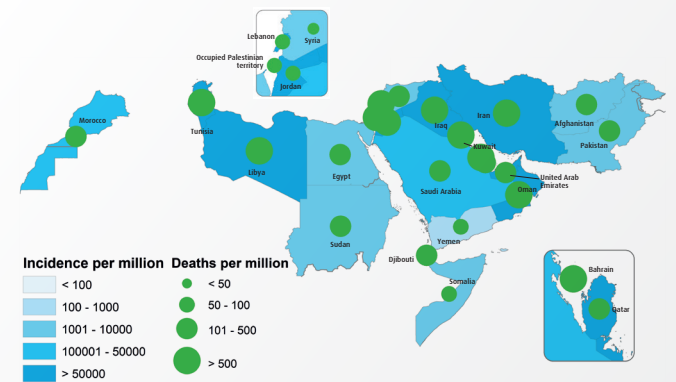
Key figures, February 2023



Cumulative key figures, 29 January 2020 to 28 February 2023



COVID-19 cases and deaths per million population in EMR, 29 January 2020 to 28 February 2023

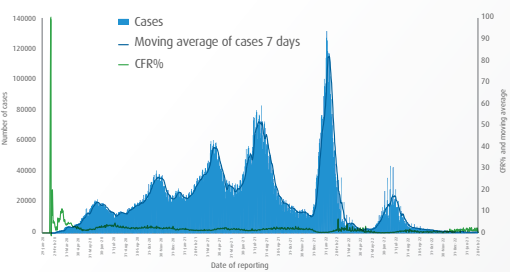


COVID-19 cases and deaths by EMR countries, 29 January 2020 to 28 February 2023

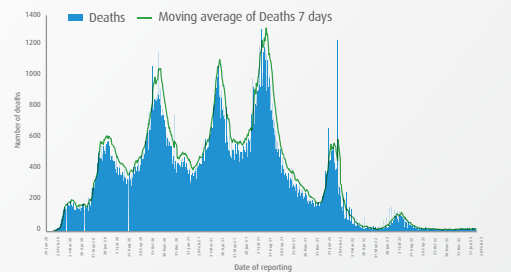
Countries	February		Cumulative figures			Trend*
	New cases	New deaths	Cases	Deaths	CFR%	
Afghanistan	792	7	209 340	7879	3.8	↓
Bahrain			696 614	1536	0.2	-
Djibouti			15 690	189	1	-
Egypt	124	6	515 759	24 812	4.8	↑
Islamic Republic of Iran	3556	96	7 567 906	144 845	1.9	↑
Iraq			2 465 545	25 375	1.0	-
Jordan			1 746 997	14 122	0.8	-
Kuwait	310	0	663 456	2570	0	↑
Lebanon	3201	38	1 231 840	10 828	0.9	↓
Libya	12	0	507 174	6437	1	↑
Morocco	214	0	1 272 454	16 296	1.3	↓
Occupied Palestinian territory			703 228	5708	0.8	-
Oman			399 449	4628	1.2	-
Pakistan	686	3	1 576 998	30 643	1.9	↑
Qatar	1685	1	494 167	687	0.1	↓
Saudi Arabia	1516	40	829 478	9614	1.2	↑
Somalia	6	0	27 324	1361	5	↓
Sudan	53	5	63 809	5013	7.9	↓
Syrian Arab Republic			57 423	3163	5.5	-
Tunisia	606	23	1 150 962	29 331	2.5	↓
United Arab Emirates	2620	1	1 052 029	2349	0.2	↑
Yemen			11 945	2159	18.1	-
Total	15 381	220	23 259 587	349 545	1.5	↓

*trend refers to % changes in the cases compared to previous month

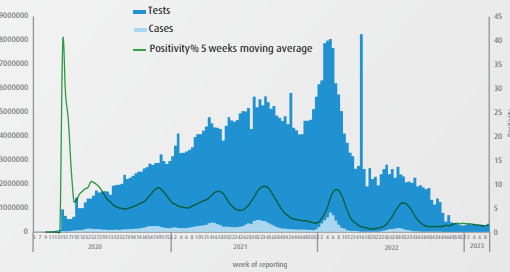
Distribution of daily cases and CFR% in EMR, 29 January 2020 to 28 February 2023



Distribution of daily deaths in EMR, 29 January 2020 to 28 February 2023



Distribution of weekly COVID-19 tested in EMR, 29 January 2020 to February 2023



Distribution of COVID-19 cases by age and gender in EMR, 29 January 2020 to February 2023

