

# COVID-19 MONTHLY UPDATE JANUARY 2023


## Highlights

- In January 2023, a total of 20 559 COVID-19 cases were reported from the 22 countries of the Eastern Mediterranean Region (EMR). There was 23% decrease in overall reported cases as compared to the previous month when it was 26 639. The highest number of cases was reported from Lebanon followed by Islamic Republic of Iran and Qatar.
- During January 2023, a total of 244 related deaths were reported from the Region with Islamic Republic of Iran reporting the highest number of deaths followed by Kingdom Saudi Arabia and Lebanon. There was a 35% increase in reported deaths compared to the previous month when it was 181.
- Most of the 22 countries in the Region reported a decrease in COVID-19 cases and deaths during January 2023 as compared to December 2022.
- Since the start of the pandemic, a total of 23 243 918 confirmed COVID-19 cases including 349 336 related deaths at a case-fatality ratio (CFR) of 1.5% were reported from the 22 countries of the Region.
- 21 countries have reported one or more new variants of concern (VOC) in the Region: Alpha in 21 countries, Beta in 18 countries, Gamma in 6 countries, Delta in 18 countries and Omicron in 15 countries.
- Vaccination continues across the Region. The total number of doses administered so far in the 22 countries is 862 210 925.

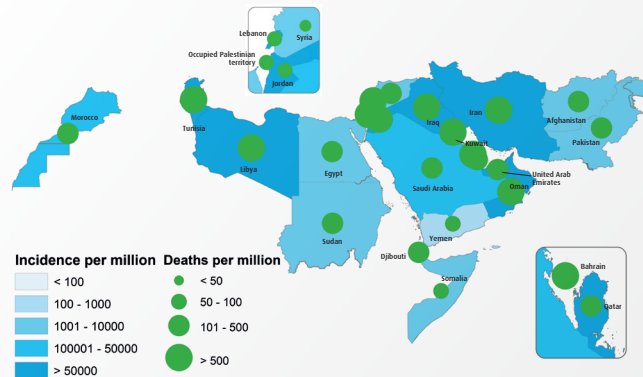
## Key figures, January 2023



## Cumulative key figures, 29 January 2020 to 31 January 2023



## COVID-19 cases and deaths per million population in EMR, 29 January 2020 to 31 January 2023

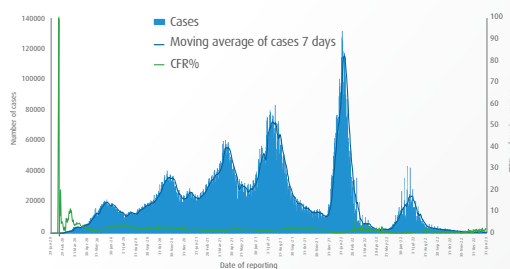


## COVID-19 cases and deaths by EMR countries, 29 January 2020 to 31 January 2023

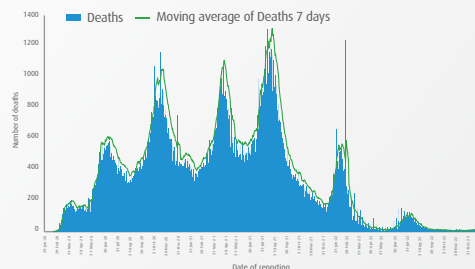
Countries	January		Cumulative figures			Trend*
	New cases	New deaths	Cases	Deaths	CFR%	
Afghanistan	963	34	208 548	7883	3.8	↓
Bahrain			696 614	1536	0.2	-
Djibouti			15 690	189	1	-
Egypt	102	4	515 635	24 806	4.8	↑
Islamic Republic of Iran	3210	64	7 564 350	144 749	1.9	↑
Iraq			2 465 545	25 375	1.0	-
Jordan			1 746 997	14 122	0.8	-
Kuwait			662 858	2570	0	-
Lebanon	5831	43	1 228 639	10 790	0.9	↑
Libya	9	0	507 162	6437	1	↓
Morocco	645	2	1 272 240	16 296	1.3	↓
Occupied Palestinian territory			703 228	5708	0.8	-
Oman	106	0	399 449	4628	1.2	↓
Pakistan	507	4	1 576 312	30 640	1.9	↓
Qatar	3054	1	492 482	686	0.1	↓
Saudi Arabia	958	56	827 962	9574	1.2	↓
Somalia	8	0	27 318	1361	5	↓
Sudan	54	13	63 756	5008	7.9	↓
Syrian Arab Republic			57 423	3163	5.5	-
Tunisia	2711	23	1 150 356	29 308	2.5	↑
United Arab Emirates	2401	0	1 049 409	2348	0.2	↓
Yemen			11 945	2159	18.1	-
<b>Total</b>	<b>20 559</b>	<b>244</b>	<b>23 243 918</b>	<b>349 336</b>	<b>1.5</b>	<b>↓</b>

\*trend refers to % changes in the cases compared to previous month

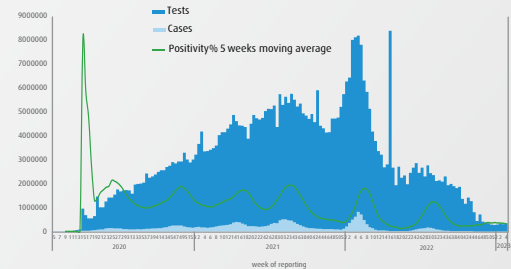
## Distribution of daily cases and CFR% in EMR, 29 January 2020 to 31 January 2023



## Distribution of daily deaths in EMR, 29 January 2020 to 31 January 2023



## Distribution of weekly COVID-19 tested in EMR, 29 January 2020 to January 2023



## Distribution of COVID-19 cases by age and gender in EMR, 29 January 2020 to January 2023

