

# COVID-19 MONTHLY UPDATE | AUGUST 2022

## Highlights

- In August 2022, a total of 320 143 COVID-19 cases were reported from the 22 countries of the Eastern Mediterranean Region (EMR). There was a 51% decrease in overall reported cases as compared to the previous month when it was 647 779. The highest number of cases was reported from Islamic Republic of Iran followed by Iraq and Tunisia.
- During August 2022, a total of 2426 related deaths were reported from the Region with Islamic Republic of Iran reporting the highest number of deaths followed by Tunisia and Morocco. There was a 51% decrease in reported deaths compared to the previous month when it was 1604.
- Most of the 22 countries in the Region reported a decrease in COVID-19 cases and deaths during August as compared to July.
- Since the start of the pandemic, a total of 22 987 963 confirmed COVID-19 cases including 347 604 related deaths at a case-fatality ratio (CFR) of 1.5% were reported from the 22 countries of the Region.
- 21 countries have reported one or more new variants of concern (VOC) in the Region: Alpha in 21 countries, Beta in 18 countries, Gamma in 6 countries, Delta in 18 countries and Omicron in 15 countries.
- Vaccination continues across the Region. The total number of doses administered so far in the 22 countries is 819 217 295.

## COVID-19 cases and deaths by EMR countries, 29 January 2020 to 31 August 2022

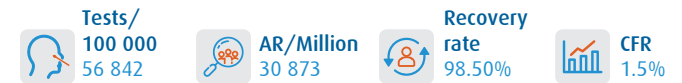
Countries	August		Cumulative figures			Trend*
	New cases	New deaths	Cases	Deaths	CFR%	
Afghanistan	7685	27	193 615	7778	4.0	↑
Bahrain	12 050	6	671 697	1515	0.2	↓
Djibouti			15 690	189	1	-
Egypt	417	19	515 308	24 794	4.8	↓
Islamic Republic of Iran	137 935	1869	7 528 961	143 867	1.9	↓
Iraq	13 073	31	2 457 871	25 346	1.0	↓
Jordan	20 199	27	1 735 495	14 110	0.8	↑
Kuwait	2799	1	657 613	2563	0	↓
Lebanon	35 607	95	1 209 478	10 627	0.9	↓
Libya	1825	6	506 822	6437	1	↓
Morocco	3457	36	1 264 435	16 273	1.3	↓
Occupied Palestinian territory	11 267	16	702 332	5704	0.8	↓
Oman	1271	0	397 993	4628	1.2	↓
Pakistan	14 048	94	1 569 295	30 582	1.9	↓
Qatar	20 740	0	429 396	681	0.2	↓
Saudi Arabia	3789	44	813 461	9295	1.1	↓
Somalia			27 020	1361	5	-
Sudan	161	3	63 252	4961	7.8	↓
Syrian Arab Republic	735	13	57 043	3163	5.5	↑
Tunisia	9202	129	1 143 862	29 234	2.6	↓
United Arab Emirates	23 834	6	1 015 398	2341	0.2	↓
Yemen	49	4	11 926	2155	18.1	↓
<b>Total</b>	<b>320 143</b>	<b>2426</b>	<b>22 987 963</b>	<b>347 604</b>	<b>1.5</b>	<b>↓</b>

\*trend refers to % changes in the cases compared to previous month

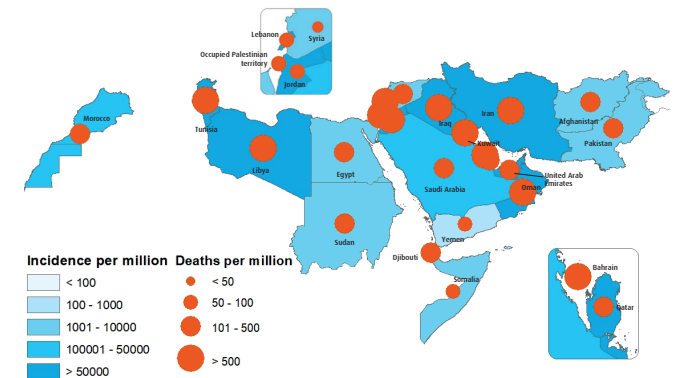
## Key figures, August 2022



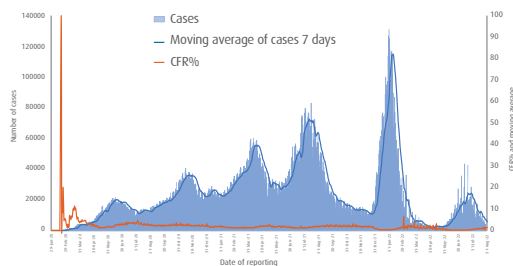
## Cumulative key figures, 29 January 2020 to 31 August 2022



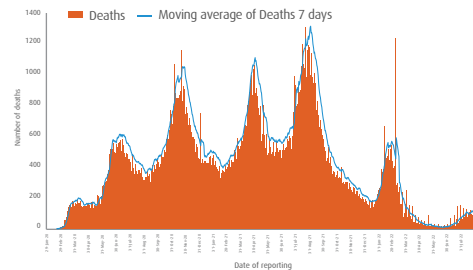
## COVID-19 cases and deaths per million population in EMR, 29 January 2020 to 31 August 2022



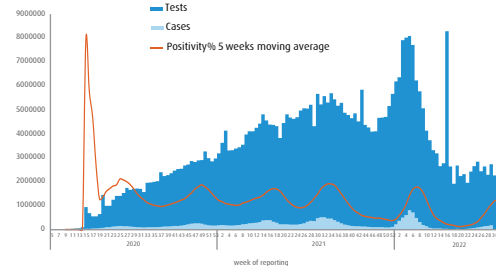
## Distribution of daily cases and CFR% in EMR, 29 January 2020 to 31 August 2022



## Distribution of daily deaths in EMR, 29 January 2020 to 31 August 2022



## Distribution of weekly COVID-19 tested in EMR, 29 January 2020 to 31 August 2022



## Distribution of COVID-19 cases by age and gender in EMR, 29 January 2020 to 31 August 2022

