

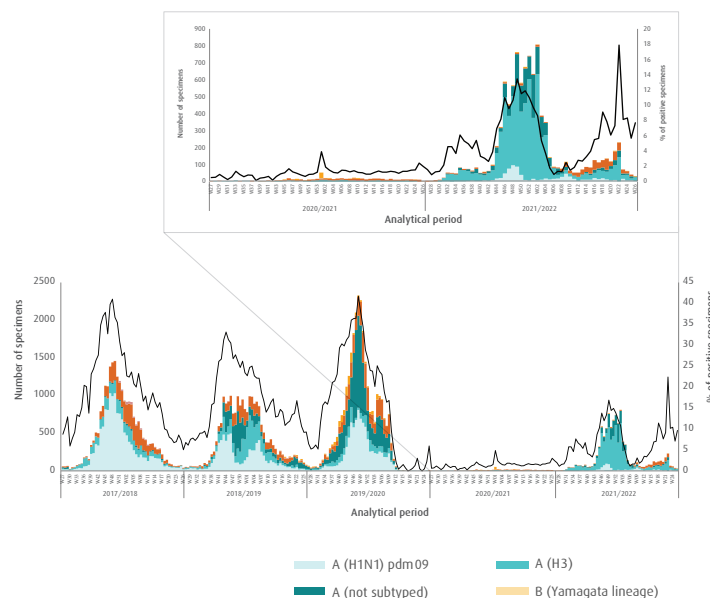
# INFLUENZA MONTHLY UPDATE

June 2022 - Epidemiological weeks: 22-26, 2022

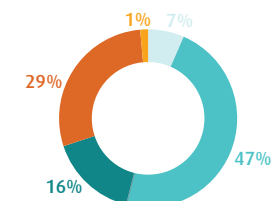
## Key highlights

- In June 2022, 14 of the 22 countries of the WHO Eastern Mediterranean Region (EMR) reported influenza data to FluNet and/or EMFLU (Afghanistan, Egypt, Islamic Republic of Iran, Iraq, Jordan, Lebanon, Libya, Oman, Qatar, Saudi Arabia, Somalia, Sudan, Syrian Arab Republic and United Arab Emirates) (Table).
- Overall, the Region witnessed a decrease in the number of tested specimens as well as a decrease in positive influenza cases with the beginning of the COVID-19 pandemic and remained below levels throughout the 2020/2021 analytical period. However, influenza activity showed increasing trend throughout the 2021/2022 analytical period, yet lower than that observed in pre-pandemic period: 2017-2019 (Fig. 1). The pattern of change in the influenza activity in the EMR is consistent with the global trend.
- In the current analytical period (2021/2022), a total of 138 066 cases were enrolled, of which 136 889 (99%) were tested and, out of those, 10 249 (7%) were influenza positive (Table).
- Influenza positivity rate has increased in the Region over the past three months from 5% in April and 9% in May to 13% in June 2022. Out of the 4032 enrolled cases in the Region during June 2022, 3801 specimens were tested for influenza, of which 489 specimens tested positive (13%).
- Of the 489 influenza-positive specimens in June 2022, 232 specimens (47%) were influenza A(H3), 140 (29%) were influenza B (lineage not determined), 78 specimens (16%) were influenza A (not subtyped), 32 specimens (7%) were influenza A (H1N1) pdm09, and 7 specimens (1%) were influenza B (Victoria lineage) (Fig. 2).
- Both influenza types A and B were detected across all age groups in June 2022. Influenza type A subtype (H3N2) was the most dominant variant affecting the very young (less than 2 years of age) and people older than 65 years. Influenza type B were reported along with influenza A (H3N2 and not subtyped) among all age groups (Fig. 2).

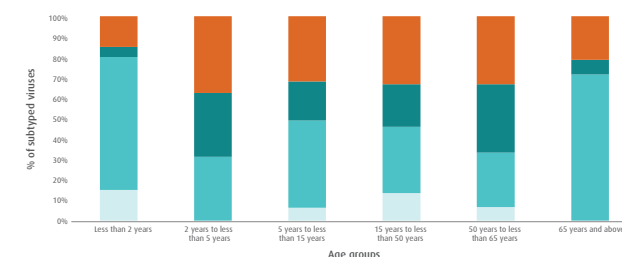
**Fig 1. Number of specimens by influenza virus subtypes/lineages and percentage of specimens testing positive for influenza viruses in the Region from week 27, 2017 to week 26, 2022**



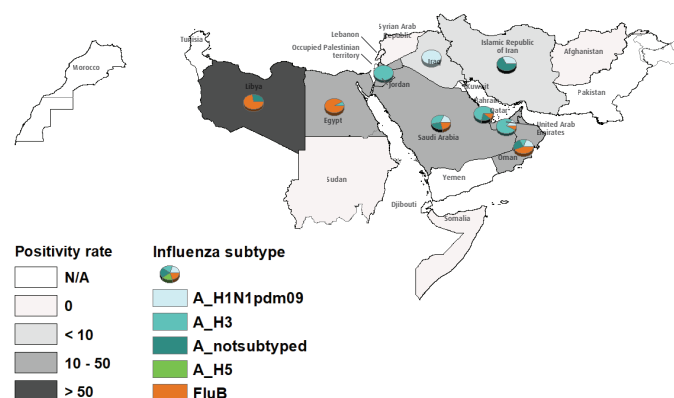
**Fig 2. Proportion of influenza types and subtypes/lineages, EMR, June 2022**



**Fig 3. Proportion of influenza types and subtypes/lineages, by age group, EMR, June 2022**



**Map. Influenza positivity rate and detected influenza types and subtypes by country, EMR, June 2022**



**Table. Reported cumulative cases by country in the Region during the analytical period week 27, 2021 to week 26, 2022**

Transmission zone	Country	Number of enrolled cases	Number of tested cases (%)	Number of positive cases (%)	Flu A (%)				Number of flu B cases (%)
					A (H1N1)pdm09	A (H3)	A (H5)	A (not subtyped)	
Eastern Africa	Somalia	486	446 (92)	89 (20)	38 (9)	46 (10)	0 (0)	0 (0)	5 (1)
Northern Africa	Egypt	11 265	11 265 (100)	737 (7)	1 (0)	256 (2)	0 (0)	0 (0)	480 (4)
	Libya	160	160 (100)	53 (33)	0 (0)	0 (0)	0 (0)	21 (13)	32 (20)
	Morocco	408	408 (100)	73 (18)	14 (3)	59 (14)	0 (0)	0 (0)	0 (0)
	Sudan	17	12 (71)	0 (0)	0 (0)	0 (0)	0 (0)	0 (0)	0 (0)
	Tunisia	1627	1627 (100)	121 (7)	9 (1)	111 (7)	0 (0)	0 (0)	1 (0)
Southern Asia	Afghanistan	3304	3264 (99)	65 (2)	0 (0)	65 (2)	0 (0)	0 (0)	0 (0)
	Iran (Islamic Republic of)	42 648	42 648 (100)	4945 (12)	1 (0)	3519 (8)	0 (0)	1381 (3)	44 (0)
Western Asia	Pakistan	25 321	25 331 (100)	714 (3)	252 (1)	454 (2)	0 (0)	0 (0)	8 (0)
	Bahrain	124	124 (100)	10 (8)	0 (0)	0 (0)	0 (0)	9 (7)	1 (1)
	Iraq	2678	2676 (100)	93 (3)	1 (0)	92 (3)	0 (0)	0 (0)	0 (0)
	Jordan	4593	4593 (100)	118 (3)	1 (0)	117 (3)	0 (0)	0 (0)	0 (0)
	Lebanon	7034	7034 (100)	216 (3)	0 (0)	216 (3)	0 (0)	0 (0)	0 (0)
	Oman	14 626	14 572 (100)	1032 (7)	400 (3)	471 (3)	0 (0)	102 (1)	59 (0)
	Qatar	13 514	13 514 (100)	1438 (11)	58 (0)	878 (6)	0 (0)	320 (2)	182 (1)
	Saudi Arabia	6298	5345 (85)	332 (6)	30 (1)	40 (1)	0 (0)	180 (3)	82 (2)
	Syrian Arab Republic	1972	1879 (95)	75 (4)	0 (0)	75 (4)	0 (0)	0 (0)	0 (0)
	United Arab Emirates	1991	1991 (100)	138 (7)	26 (1)	90 (5)	0 (0)	0 (0)	22 (1)
<b>Total</b>		<b>138 066</b>	<b>136 889 (99)</b>	<b>10 249 (7)</b>	<b>831 (1)</b>	<b>6489 (5)</b>	<b>0 (0)</b>	<b>2013 (1)</b>	<b>916 (1)</b>