

INFLUENZA MONTHLY UPDATE

May 2022 - Epidemiological weeks: 18-21, 2022

Key highlights

- In May 2022, 14 out of 22 countries of the Region reported data to FluNet and/or EMFLU, namely Afghanistan, Egypt, Islamic Republic of Iran, Iraq, Lebanon, Libya, Oman, Pakistan, Qatar, Saudi Arabia, Somalia, Syrian Arab Republic, Tunisia and United Arab Emirates (Table).
- The Eastern Mediterranean Region (EMR) witnessed a decrease in the number of tested specimens as well as a decrease in influenza activity with the beginning of the COVID-19 pandemic and remained below levels throughout the 2020/2021 analytical period. However, influenza activity has shown increasing trends in the 2021/2022 analytical period, yet lower trends when compared to pre-pandemic periods (Fig. 1).
- Influenza positivity rate in the Region was 5% in April 2022 and increased to 9% in May 2022.
- In the analytical period 2021/2022, a total of 133 416 cases were enrolled, of which 132 482 (99%) were tested and 9 828 (7%) were influenza positive (Table).
- Out of the 6 080 enrolled cases in the Region during May 2022, 5 999 specimens were tested for influenza, of which 558 specimens tested positive (9%).
- Out of the 558 influenza-positive specimens in May 2022, 225 specimens (41%) were influenza A(H3), 201 specimens (36%) were influenza B, 79 specimens (14%) were influenza A (not subtyped), and 48 specimens (9%) influenza A (H1N1) pdm09 (Fig. 2).

Both influenza types A and B were detected across all age groups. In cases of age group less than 2 years, the dominant circulating influenza virus was influenza type A subtype (H1N1) pdm09. In cases of age group 2 years to less than 5 years as well as in age group 65 years and above, the dominant circulating virus was Influenza type A(H3). Influenza type A (not sub-typed) has been detected dominantly in cases of age group 5 years to less than 15 years, followed by influenza type B. In cases of age groups 15 years to less than 65, the dominant circulating virus was influenza type B followed by influenza type A(H3).

Fig 1. Number of specimens by influenza virus subtypes/lineages and percentage of specimens testing positive for influenza viruses in the Region from week 27, 2017 to week 21, 2022

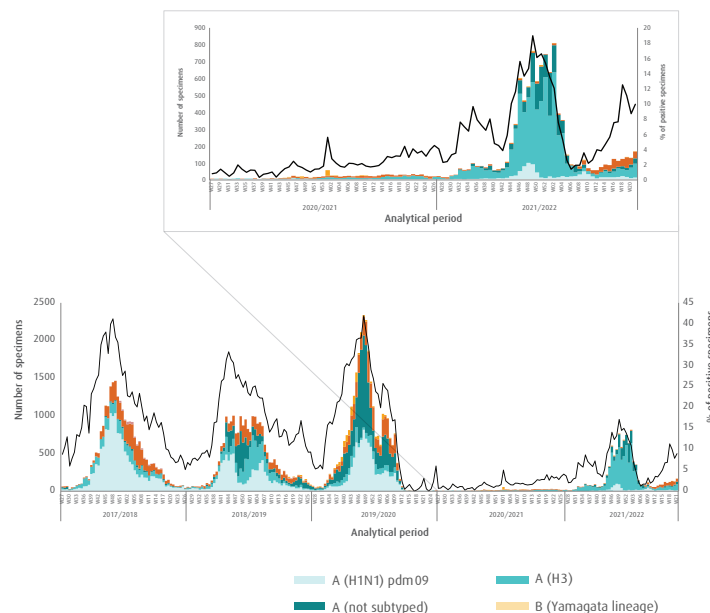


Fig 2. Proportion of influenza types and subtypes/lineages, EMR, May 2022

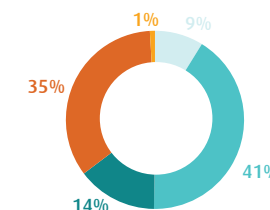
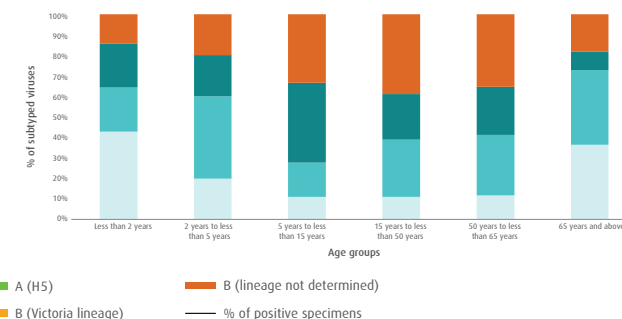


Fig 3. Proportion of influenza types and subtypes/lineages, by age group, EMR, May 2022



Map. Influenza positivity rate and detected influenza types and subtypes by country, EMR, May 2022

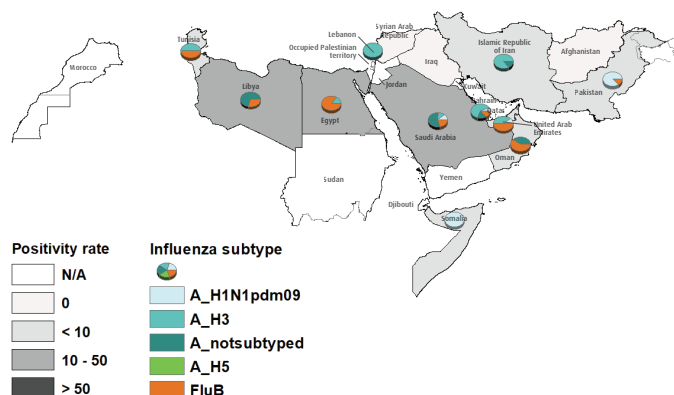


Table. Reported cumulative cases by country in the Region during the analytical period week 27, 2021 to week 21, 2022

Transmission zone	Country	Number of enrolled cases	Number of tested cases (%)	Number of positive cases (%)	Flu A (%)				Number of flu B cases (%)
					A (H1N1)pdm09	A (H3)	A (H5)	A (not subtyped)	
Eastern Africa	Somalia	435	435 (100)	80 (18)	24 (6)	51 (12)	0 (0)	0 (0)	5 (1)
	Egypt	10548	10548 (100)	796 (8)	0 (0)	384 (4)	0 (0)	0 (0)	412 (4)
Northern Africa	Libya	119	119 (100)	24 (20)	0 (0)	0 (0)	0 (0)	14 (12)	10 (8)
	Morocco	408	408 (100)	73 (18)	14 (3)	59 (14)	0 (0)	0 (0)	0 (0)
	Tunisia	1626	1626 (100)	121 (7)	9 (1)	111 (7)	0 (0)	0 (0)	1 (0)
	Sudan								
Southern Asia	Afghanistan	3109	3069 (99)	65 (2)	0 (0)	65 (2)	0 (0)	0 (0)	0 (0)
	Iran (Islamic Republic of)	42253	42253 (100)	4942 (12)	0 (0)	3519 (8)	0 (0)	1379 (3)	44 (0)
	Pakistan	25321	25331 (100)	714 (3)	252 (1)	454 (2)	0 (0)	0 (0)	8 (0)
	Yemen								
Western Asia	Bahrain	113	113 (100)	10 (9)	0 (0)	0 (0)	0 (0)	9 (8)	1 (1)
	Iraq	2296	2294 (100)	92 (4)	0 (0)	92 (4)	0 (0)	0 (0)	0 (0)
	Jordan	4178	4178 (100)	73 (2)	1 (0)	72 (2)	0 (0)	0 (0)	0 (0)
	Lebanon	7010	7010 (100)	216 (3)	0 (0)	216 (3)	0 (0)	0 (0)	0 (0)
	Oman	14384	14331 (100)	1005 (7)	395 (3)	467 (3)	0 (0)	96 (1)	47 (0)
	Qatar	12929	12929 (100)	1230 (10)	56 (0)	733 (6)	0 (0)	282 (2)	159 (1)
	Saudi Arabia	5104	4348 (85)	232 (5)	12 (0)	4 (0)	0 (0)	156 (4)	60 (1)
	Syrian Arab Republic	1733	1640 (95)	54 (3)	0 (0)	54 (3)	0 (0)	0 (0)	0 (0)
	United Arab Emirates	1850	1850 (100)	101 (5)	21 (1)	61 (3)	0 (0)	0 (0)	19 (1)
	Total	133416	132482 (99)	9828 (7)	784 (1)	6342 (5)	0 (0)	1936 (1)	766 (1)