

INFLUENZA MONTHLY UPDATE

April 2022 - Epidemiological weeks: 13–17, 2022

Key highlights

- In April 2022, 15 out of 22 countries of the Region reported data to FluNet and/or EMFLU, namely Afghanistan, Egypt, Islamic Republic of Iran, Iraq, Jordan, Lebanon, Libya, Oman, Pakistan, Qatar, Saudi Arabia, Somalia, Syrian Arab Republic, Tunisia and United Arab Emirates.
- The Eastern Mediterranean Region (EMR) witnessed a decrease in the number of tested specimens as well as a decrease in influenza activity with the beginning of the COVID-19 pandemic and remained below levels throughout the 2020/2021 analytical period. However, influenza activity has shown increasing trends in the 2021/2022 analytical period, yet lower trends when compared to pre-pandemic periods (Fig. 1).
- Influenza positivity rate in the Region was 2.3% in March 2022 and increased to 5% in April 2022.
- In the analytical period 2021/2022, a total of 123 680 cases were enrolled, of which 122 097 (99%) were tested and 9066 (7%) were influenza positive (Table).
- Out of the 8686 enrolled cases in the Region during April 2022, 8427 specimens were tested for influenza, of which 414 specimens tested positive (5%).
- Out of the 414 influenza-positive specimens in April 2022, 166 specimens (40%) were influenza A(H3), 152 specimens (37%) were influenza B (lineage not determined), 48 specimens (11.5%) were influenza A (H1N1)pdm09 and 48 specimens (11.5%) were influenza A (not subtyped).
- Both influenza types A and B were detected across all age groups, except for cases aged 2 years to less than 5 years, where only influenza type A was detected with dominance of influenza A(H1N1)pdm09. The influenza type A subtypes (H1N1)pdm09 and A(H3) were the main circulating subtypes detected across all age groups except for cases aged 65 years and above, where only influenza type A(H1N1)pdm09 was detected along influenza type B. Unsubtyped influenza type A were only seen in cases aged 5 years to less than 50 years.

Fig 1. Number of specimens by influenza virus subtypes/lineages and percentage of specimens testing positive for influenza viruses in the Region from week 27, 2017 to week 17, 2022

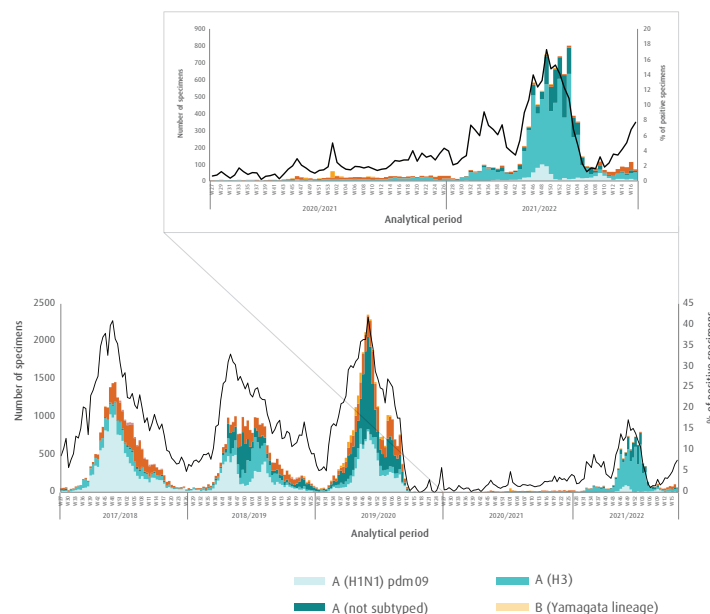


Fig 2. Proportion of influenza types and subtypes/lineages, EMR, April 2022

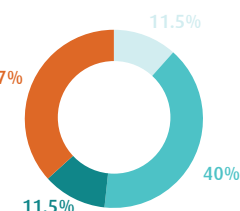
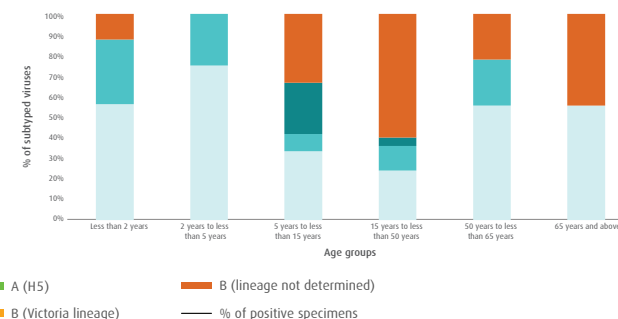


Fig 3. Proportion of influenza types and subtypes/lineages, by age group, EMR, April 2022



Map. Influenza positivity rate and detected influenza types and subtypes by country, EMR, April 2022

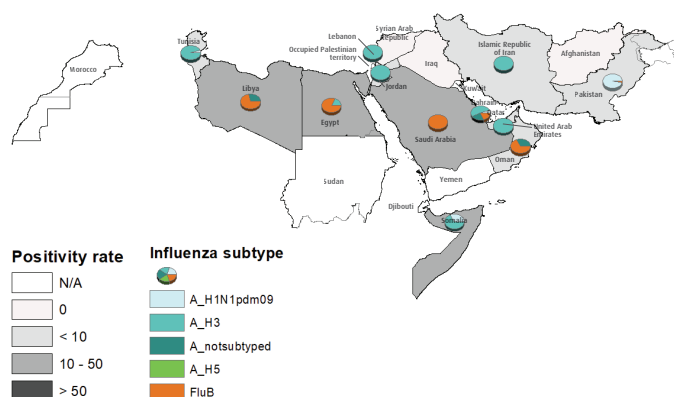


Table. Reported cumulative cases by country in the Region during the analytical period week 27, 2021 to week 17, 2022

Transmission zone	Country	Number of enrolled cases	Number of tested cases (%)	Number of positive cases (%)	Flu A (%)				Number of flu B cases (%)
					A (H1N1)pdm09	A (H3)	A (H5)	A (not subtyped)	
Eastern Africa	Somalia	401	385 (96)	79 (21)	23 (6)	51 (13)	0 (0)	0 (0)	5 (1)
	Egypt	9694	9694 (100)	595 (6)	0 (0)	354 (4)	0 (0)	0 (0)	241 (2)
Northern Africa	Libya	87	87 (100)	14 (16)	0 (0)	0 (0)	0 (0)	7 (8)	7 (8)
	Morocco	407	407 (100)	73 (18)	14 (3)	59 (14)	0 (0)	0 (0)	0 (0)
Southern Asia	Tunisia	1452	1452 (100)	119 (8)	9 (1)	110 (8)	0 (0)	0 (0)	0 (0)
	Afghanistan	3017	2834 (94)	65 (2)	0 (0)	65 (2)	0 (0)	0 (0)	0 (0)
Western Asia	Iran (Islamic Republic of)	41 646	41 646 (100)	4935 (12)	0 (0)	3513 (8)	0 (0)	1378 (3)	44 (0)
	Pakistan	22 637	22 647 (100)	683 (3)	224 (1)	454 (2)	0 (0)	0 (0)	5 (0)
Western Asia	Bahrain	108	108 (100)	8 (7)	0 (0)	0 (0)	0 (0)	7 (6)	1 (1)
	Iraq	2131	2129 (100)	92 (4)	0 (0)	92 (4)	0 (0)	0 (0)	0 (0)
Western Asia	Jordan	4178	4178 (100)	73 (2)	1 (0)	72 (2)	0 (0)	0 (0)	0 (0)
	Lebanon	6980	6980 (100)	215 (3)	0 (0)	215 (3)	0 (0)	0 (0)	0 (0)
Western Asia	Oman	14 123	14 071 (100)	1000 (7)	395 (3)	467 (3)	0 (0)	94 (1)	44 (0)
	Qatar	11 651	11 651 (100)	928 (8)	34 (0)	547 (5)	0 (0)	229 (2)	118 (1)
Western Asia	Saudi Arabia	1711	461 (27)	42 (9)	0 (0)	0 (0)	0 (0)	15 (3)	27 (6)
	Syrian Arab Republic	1702	1612 (95)	54 (3)	0 (0)	54 (3)	0 (0)	0 (0)	0 (0)
Western Asia	United Arab Emirates	1755	1755 (100)	91 (5)	20 (1)	57 (3)	0 (0)	0 (0)	14 (1)
Total		123 680	122 097 (99)	9066 (7)	720 (1)	6110 (5)	0 (0)	1730 (1)	506 (0)