

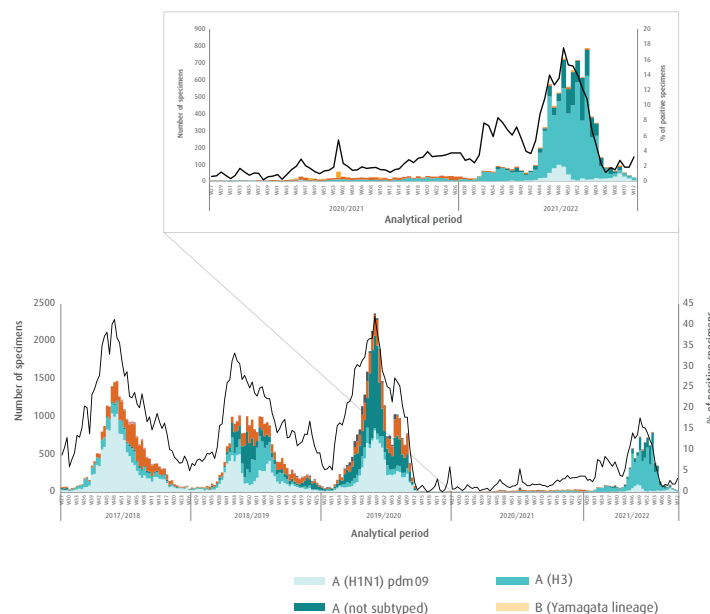
# INFLUENZA MONTHLY UPDATE

March 2022 - Epidemiological weeks: 9–12, 2022

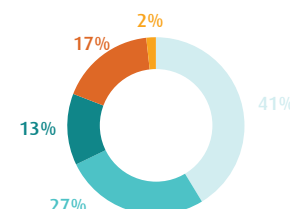
## Key highlights

- In March 2022, 17 out of 22 countries of the Region reported data to FluNet and/or EMFLU, namely Afghanistan, Egypt, Islamic Republic of Iran, Iraq, Jordan, Lebanon, Libya, Morocco, Oman, Pakistan, Qatar, Saudi Arabia, Somalia, Syrian Arab Republic, Tunisia and United Arab Emirates (Table).
- The Eastern Mediterranean Region (EMR) witnessed a decrease in the number of tested specimens as well as a decrease in influenza activity with the beginning of the COVID-19 pandemic and remained below levels throughout the 2020/2021 analytical period. However, influenza activity has shown increasing trends in the 2021/2022 analytical period, yet lower trends when compared to pre-pandemic periods (Fig. 1).
- Influenza positivity rate in the Region was 1.7% in February 2022 and increased to 2.3% in March 2022.
- In the analytical period 2021/2022, a total of 111 621 cases were enrolled, of which 110 203 (99%) were tested and 8438 (8%) were influenza positive (Table).
- Out of the 10 101 enrolled cases in the Region during March 2022, 9989 specimens were tested for influenza, of which 230 specimens tested positive (2.3%).
- Out of the 230 influenza-positive specimens in March 2022, 95 specimens (41%) were influenza A (H1N1)pdm09, 61 specimens (27%) were influenza A(H3), 30 specimens (13%) were influenza A (not subtyped), 40 specimens (17%) were influenza B (lineage not determined) and 4 specimens (2%) were influenza B (Victoria lineage) (Fig. 2).
- Only influenza type A was detected in cases aged less than 2 years (both A(H3) and influenza A not subtyped). Both influenza type A (influenza A(H3) and influenza A not subtyped) and type B were detected in cases aged 2 years to less than 5 years. For cases aged 5 years to less than 15 years, both influenza types A and B were detected, however with dominance of influenza type B. Only influenza type B was detected in cases aged 15 to less than 50 years. As for cases aged 50 to less than 65 years, both influenza types were detected (influenza A(H3) and influenza B). No influenza cases were detected in age group 65 years and above.

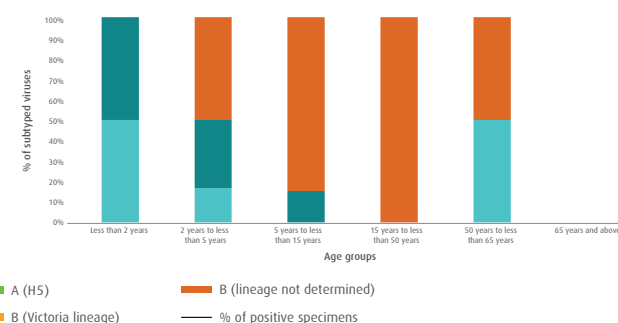
**Fig 1. Number of specimens by influenza virus subtypes/lineages and percentage of specimens testing positive for influenza viruses in the Region from week 27, 2017 to week 12, 2022**



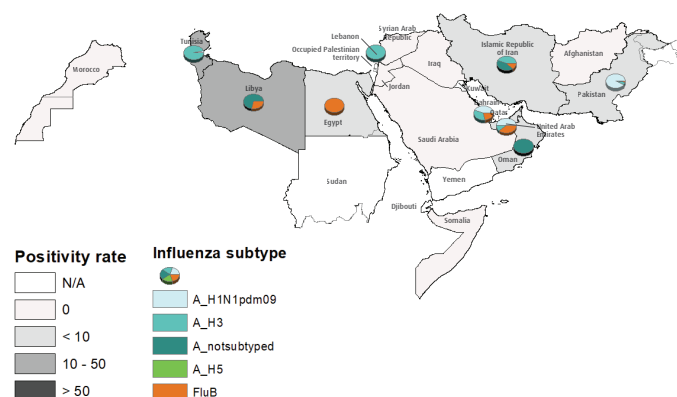
**Fig 2. Proportion of influenza types and subtypes/lineages, EMR, March 2022**



**Fig 3. Proportion of influenza types and subtypes/lineages, by age group, EMR, March 2022**



**Map. Influenza positivity rate and detected influenza types and subtypes by country, EMR, March 2022**



**Table. Reported cumulative cases by country in the Region during the analytical period week 27, 2021 to week 12, 2022**

Transmission zone	Country	Number of enrolled cases	Number of tested cases (%)	Number of positive cases (%)	Flu A (%)				Number of flu B cases (%)
					A (H1N1)pdm09	A (H3)	A (H5)	A (not subtyped)	
Eastern Africa	Somalia	323	314 (97)	69 (22)	19 (6)	45 (14)	0 (0)	0 (0)	5 (2)
	Egypt	6101	6101 (100)	274 (4)	0 (0)	214 (4)	0 (0)	0 (0)	60 (1)
Northern Africa	Libya	62	62 (100)	7 (11)	0 (0)	0 (0)	0 (0)	5 (8)	2 (3)
	Morocco	383	383 (100)	71 (19)	14 (4)	57 (15)	0 (0)	0 (0)	0 (0)
Southern Asia	Tunisia	1021	1021 (100)	95 (9)	8 (1)	87 (9)	0 (0)	0 (0)	0 (0)
	Afghanistan	2723	2586 (95)	65 (3)	0 (0)	65 (3)	0 (0)	0 (0)	0 (0)
Western Asia	Iran (Islamic Republic of)	40 216	40 216 (100)	4920 (12)	0 (0)	3498 (9)	0 (0)	1378 (3)	44 (0)
	Pakistan	19 820	19 830 (100)	648 (3)	190 (1)	454 (2)	0 (0)	0 (0)	4 (0)
Western Asia	Bahrain	108	107 (99)	5 (5)	0 (0)	0 (0)	0 (0)	4 (4)	1 (1)
	Iraq	1835	1833 (100)	92 (5)	0 (0)	92 (5)	0 (0)	0 (0)	0 (0)
Western Asia	Jordan	3648	3648 (100)	72 (2)	1 (0)	71 (2)	0 (0)	0 (0)	0 (0)
	Lebanon	6855	6855 (100)	213 (3)	0 (0)	213 (3)	0 (0)	0 (0)	0 (0)
Western Asia	Oman	13 642	13 591 (100)	997 (7)	395 (3)	467 (3)	0 (0)	93 (1)	42 (0)
	Qatar	10 000	10 000 (100)	727 (7)	22 (0)	445 (4)	0 (0)	181 (2)	79 (1)
Western Asia	Saudi Arabia	1673	445 (27)	41 (9)	0 (0)	0 (0)	0 (0)	15 (3)	26 (6)
	Syrian Arab Republic	1610	1610 (100)	54 (3)	0 (0)	54 (3)	0 (0)	0 (0)	0 (0)
Western Asia	United Arab Emirates	1601	1601 (100)	88 (5)	20 (1)	54 (3)	0 (0)	0 (0)	14 (1)
<b>Total</b>		<b>111 621</b>	<b>110 203 (99)</b>	<b>8438 (8)</b>	<b>669 (1)</b>	<b>5816 (5)</b>	<b>0 (0)</b>	<b>1676 (2)</b>	<b>277 (0)</b>