

# COVID-19 MONTHLY UPDATE | JANUARY 2022

## Highlights

- In January 2022, a total of 1 875 777 COVID-19 cases were reported from the 22 countries of the Eastern Mediterranean Region (EMR). There was a 79% increase in overall reported cases as compared to the previous month when it was 392 405. The highest number of cases was reported from Lebanon followed by Tunisia and Islamic Republic of Iran.
- During January 2022, a total of 5827 related deaths were reported from the Region with Egypt reporting the highest number of deaths followed by Iraq and Tunisia. There was a 6% decrease in reported deaths compared to the previous month when it was 6157.
- 14 of the 22 countries in the Region reported an increase in COVID-19 cases and deaths during the month of January which is the same as in December 2021.
- Since the start of the pandemic, a total of 19 063 150 confirmed COVID-19 cases including 321 850 related deaths (CFR 1.7%) were reported from the 22 countries.
- 21 countries have reported one or more new variant of concern (VOC) in the Region: Alpha in 21 countries, Beta in 18 countries, Gamma in 6 countries, Delta in 18 countries and Omicron in 15 countries.
- Vaccination continues across the Region. The total number of doses administered so far in the 22 countries is 594 470 370.

## COVID-19 cases and deaths by EMR countries, 29 January 2020 to 31 January 2022

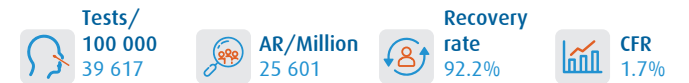
| Countries                      | January          |             | Cumulative figures |                |            | Trend*   |
|--------------------------------|------------------|-------------|--------------------|----------------|------------|----------|
|                                | New cases        | New deaths  | Cases              | Deaths         | CFR%       |          |
| Afghanistan                    | 5608             | 61          | 163 720            | 7417           | 4.5        | ↑        |
| Bahrain                        | 92 513           | 14          | 374 575            | 1408           | 0.4        | ↑        |
| Djibouti                       | 1808             | 0           | 15 464             | 189            | 1          | ↑        |
| Egypt                          | 40 336           | 883         | 425 911            | 22 635         | 5.3        | ↑        |
| Islamic Republic of Iran       | 178 773          | 848         | 6 373 174          | 132 454        | 2.1        | ↑        |
| Iraq                           | 116 842          | 231         | 2 210 582          | 24 389         | 1.1        | ↑        |
| Jordan                         | 161 904          | 564         | 1 225 309          | 13 217         | 1.1        | ↑        |
| Kuwait                         | 128 582          | 29          | 545 717            | 2497           | 0          | ↑        |
| Lebanon                        | 193 278          | 487         | 921 208            | 9606           | 1.0        | ↑        |
| Libya                          | 45 198           | 318         | 433 932            | 6028           | 1          | ↑        |
| Morocco                        | 169 624          | 551         | 1 132 716          | 15 400         | 1.4        | ↑        |
| Occupied Palestinian territory | 64 638           | 170         | 535 160            | 5104           | 1.0        | ↑        |
| Oman                           | 33 272           | 30          | 338 880            | 4146           | 1.2        | ↑        |
| Pakistan                       | 134 433          | 368         | 1 430 366          | 29 301         | 2.0        | ↑        |
| Qatar                          | 88 619           | 27          | 339 147            | 645            | 0.2        | ↑        |
| Saudi Arabia                   | 131 028          | 63          | 687 264            | 8940           | 1.3        | ↑        |
| Somalia                        | 2535             | 2           | 26 067             | 1335           | 5          | ↑        |
| Sudan                          | 11 635           | 196         | 58 623             | 3533           | 6.0        | ↑        |
| Syrian Arab Republic           | 1124             | 92          | 51 402             | 2989           | 5.8        | ↓        |
| Tunisia                        | 189 971          | 786         | 917 814            | 26 362         | 2.9        | ↑        |
| United Arab Emirates           | 83 121           | 79          | 845 058            | 2243           | 0.3        | ↑        |
| Yemen                          | 935              | 28          | 11 061             | 2012           | 18.2       | ↑        |
| <b>Total</b>                   | <b>1 875 777</b> | <b>5827</b> | <b>19 063 150</b>  | <b>321 850</b> | <b>1.7</b> | <b>↑</b> |

\*trend refers to % changes in the cases compared to previous month

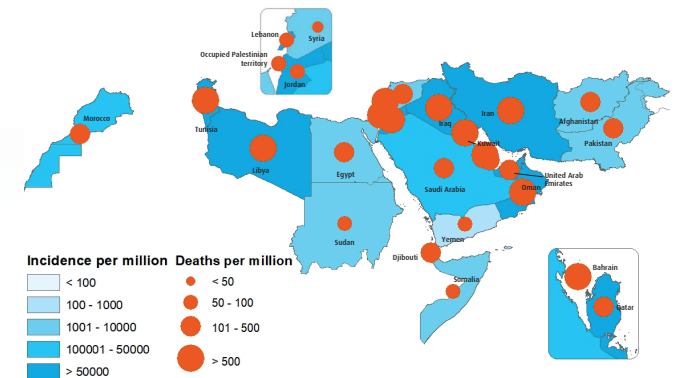
## Key figures, January 2022



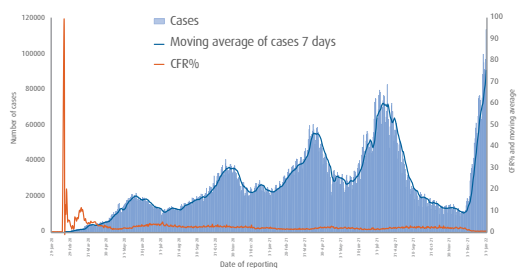
## Cumulative key figures, 29 January 2020 to 31 January 2022



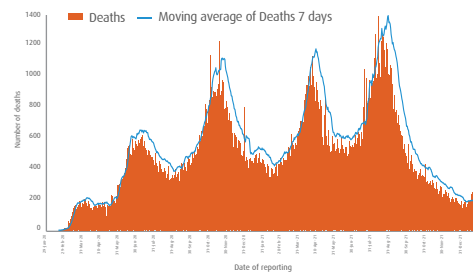
## COVID-19 cases and deaths per million population in EMR, 29 January 2020 to 31 January 2022



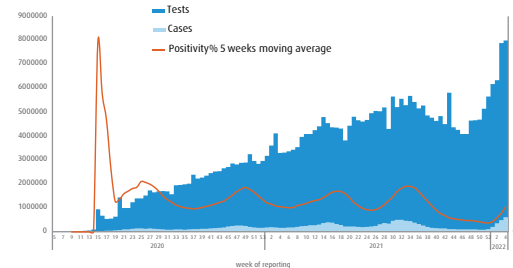
## Distribution of weekly COVID-19 tested in EMR, 29 January 2020 to 31 January 2022



## Distribution of daily deaths in EMR, 29 January 2020 to 31 January 2022



## Distribution of weekly COVID-19 tested in EMR, 29 January 2020 to 31 January 2022



## Distribution of COVID-19 cases by age and gender in EMR, 29 January 2020 to 31 January 2022

