

INFLUENZA MONTHLY UPDATE

January 2022 - Epidemiological weeks: 1-4, 2022

Key highlights

- In January 2022, 12 out of 22 countries of the Region reported data to FluNet and/or EMFLU, namely Afghanistan, Egypt, Iran, Iraq, Jordan, Lebanon, Morocco, Oman, Pakistan, Qatar, Saudi Arabia and United Arab Emirates (table).
- The Eastern Mediterranean Region (EMR) witnessed a decrease in the number of tested specimens as well as a decrease in influenza activity with the beginning of the COVID-19 pandemic and remained below levels throughout the 2020/2021 analytical period. However, influenza activity is showing increasing trends in the 2021/2022 analytical period (figure 1).
- Influenza positivity rate in the Region was 10% in December 2021 and 11% in January 2022.
- In the analytical period 2021/2022, a total of 69 677 cases were enrolled, of which 68 223 (98%) were tested and 7456 (11%) were influenza positive (table).
- Out of the 16 879 enrolled cases in the Region during January 2022, 16 636 specimens were tested for influenza, of which 1801 specimens tested positive (11%).
- Out of the 1801 influenza-positive specimens in January 2022, 1187 specimens (67%) were influenza A(H3), 531 specimens (30%) were influenza A (not subtyped), 43 specimens (2%) were influenza A (H1N1)pdm09, and 20 specimens (1%) were influenza B (lineage not determined) (figure 2).
- Only influenza type A (mainly subtype H3) was detected in cases aged less than 15 years. Both influenza types (A with dominance of subtype H3, and B) were detected in cases aged 16-64 years, whereas only influenza B (lineage not determined) was detected in cases aged ≥65 years (figure 3).

Figure 1. Number of specimens by influenza virus subtypes/lineages and percentage of specimens testing positive for influenza viruses in the Region from week 27, 2017 to week 4, 2022

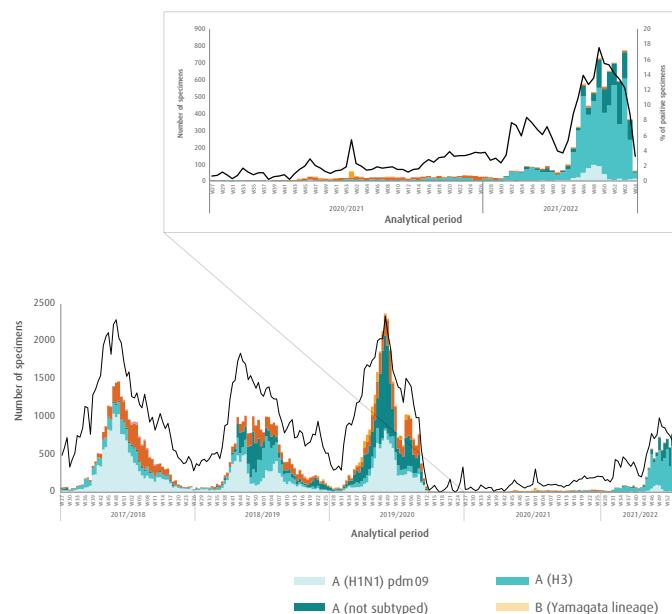


Figure 2. Proportion of influenza types and subtypes/lineages, EMR, January 2022

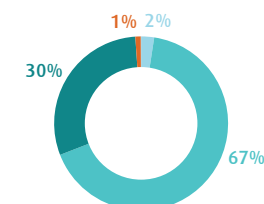
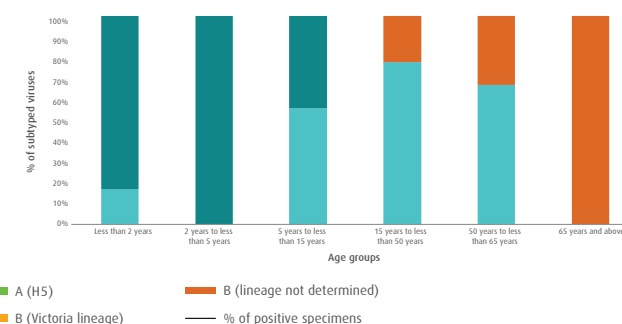


Figure 3. Proportion of influenza types and subtypes/lineages, by age group, EMR, January 2022



Map. Influenza positivity rate and detected influenza types and subtypes by country, EMR, January 2022

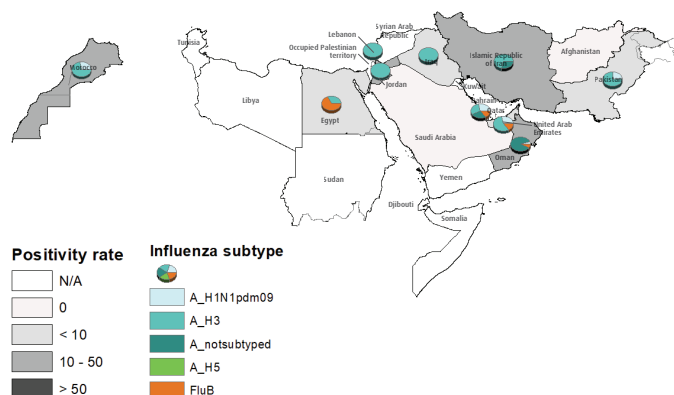


Table. Reported cumulative cases by country in the Region during the analytical period week 27, 2021 to week 4, 2022

Transmission zone	Country	Number of enrolled cases	Number of tested cases (%)	Number of positive cases (%)	Number of flu A cases (%)				Number of flu B cases (%)
					A (H1N1)pdm09	A (H3)	A (H5)	A (not subtyped)	
Eastern Africa	Somalia	295	295 (100)	65 (22)	18 (6)	42 (14)	0 (0)	0 (0)	5 (2)
	Egypt	4670	4670 (100)	219 (5)	0 (0)	193 (4)	0 (0)	0 (0)	26 (1)
Northern Africa	Morocco	305	305 (100)	66 (22)	10 (3)	56 (18)	0 (0)	0 (0)	0 (0)
	Tunisia	318	318 (100)	0 (0)	0 (0)	0 (0)	0 (0)	0 (0)	0 (0)
Southern Asia	Afghanistan	2089	1860 (89)	62 (3)	0 (0)	62 (3)	0 (0)	0 (0)	0 (0)
	Iran (Islamic Republic of)	25 529	25 529 (100)	4392 (17)	0 (0)	3177 (12)	0 (0)	1187 (5)	28 (0)
Western Asia	Pakistan	10 865	10 875 (100)	461 (4)	32 (0)	427 (4)	0 (0)	0 (0)	2 (0)
	Bahrain	87	86 (99)	4 (5)	0 (0)	0 (0)	0 (0)	3 (3)	1 (1)
	Iraq	1115	1113 (100)	92 (8)	0 (0)	92 (8)	0 (0)	0 (0)	0 (0)
	Jordan	2926	2926 (100)	46 (2)	1 (0)	45 (2)	0 (0)	0 (0)	0 (0)
	Lebanon	4875	4875 (100)	210 (4)	0 (0)	210 (4)	0 (0)	0 (0)	0 (0)
	Oman	4177	4143 (99)	980 (24)	395 (10)	456 (11)	0 (0)	92 (2)	37 (1)
	Qatar	8916	8916 (100)	708 (8)	18 (0)	435 (5)	0 (0)	181 (2)	74 (1)
	Saudi Arabia	1618	420 (26)	40 (10)	0 (0)	0 (0)	0 (0)	15 (4)	25 (6)
	Syrian Arab Republic	606	606 (100)	41 (7)	0 (0)	41 (7)	0 (0)	0 (0)	0 (0)
	United Arab Emirates	1286	1286 (100)	70 (5)	13 (1)	53 (4)	0 (0)	0 (0)	4 (0)
Total		69 677	68 223 (98)	7456 (11)	487 (1)	5289 (8)	0 (0)	1478 (2)	202 (0)