



Influenza situation in the Eastern Mediterranean Region

W52/2021 (from 26/12/2021 to 01/01/2022)

Source of data : EMFLU Network and FLUMART

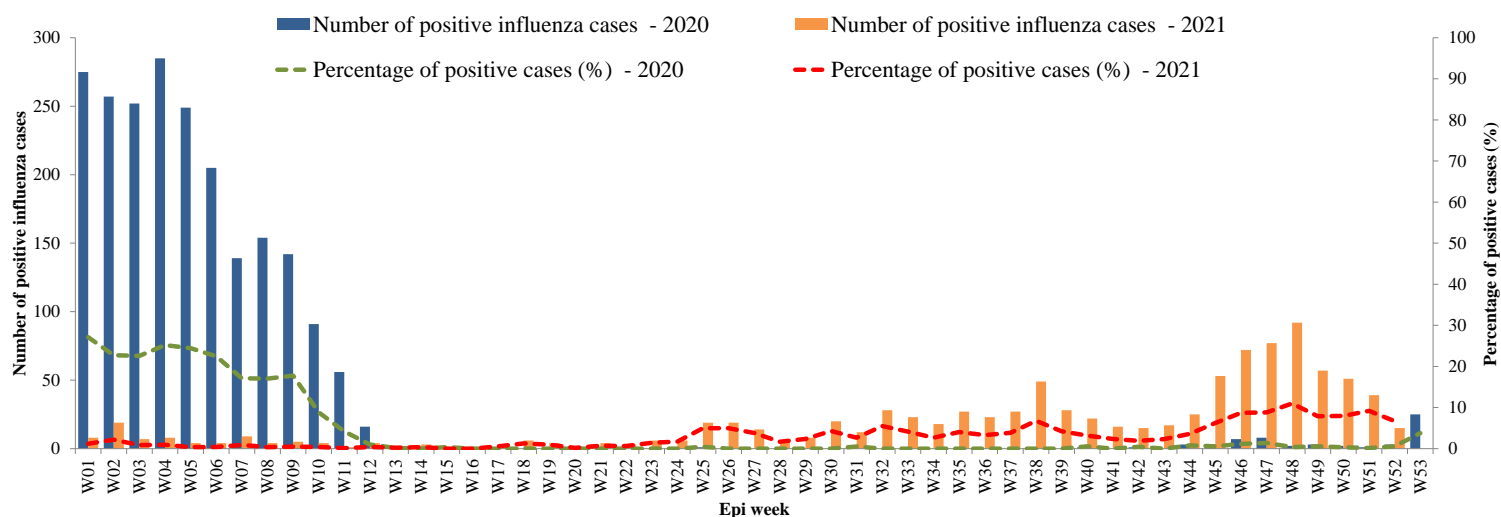


Figure 1. Number of positive influenza cases and influenza positivity rate per week, 2020-2021

W33/2020 - W52/2021

Last 4 weeks

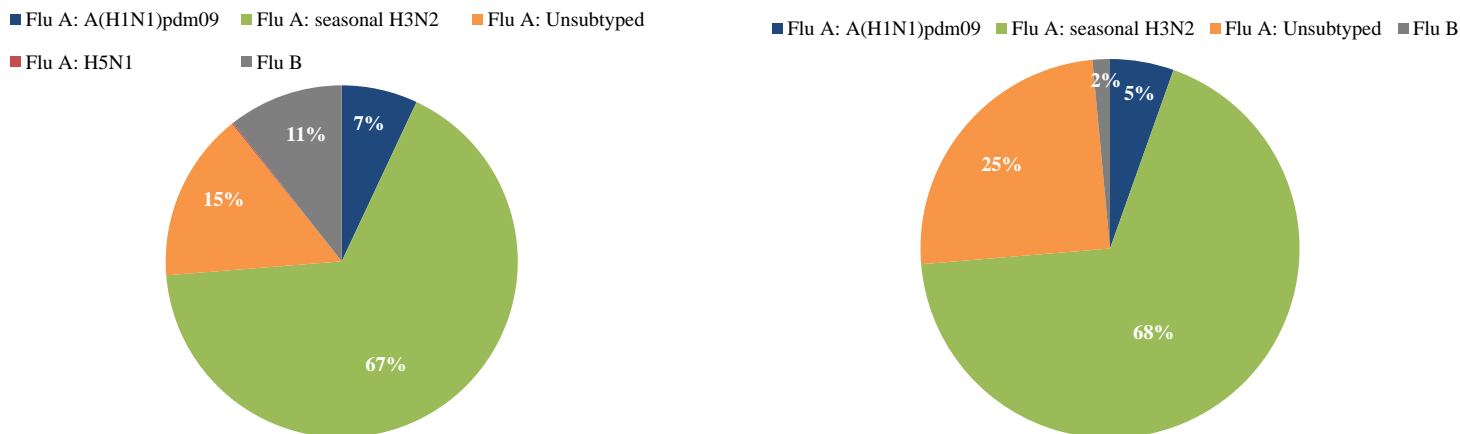


Figure 2. Percentage of circulating virus type by positive influenza cases

Virus type	W33/2020-W52/2021	Last 4 weeks
	Number (%)	Number (%)
Flu A: A(H1N1)pdm09	463 (7)	143 (5)
Flu A: seasonal H3N2	4422 (67)	1794 (68)
Flu A: Unsubtyped	1030 (16)	653 (25)
Flu A: H5N1	8 (0)	
Flu B	702 (11)	39 (1)
Total	6625	2629

Table 1. Type and number of influenza viruses detected from W33/2020 to W52/2021 and during the last four weeks

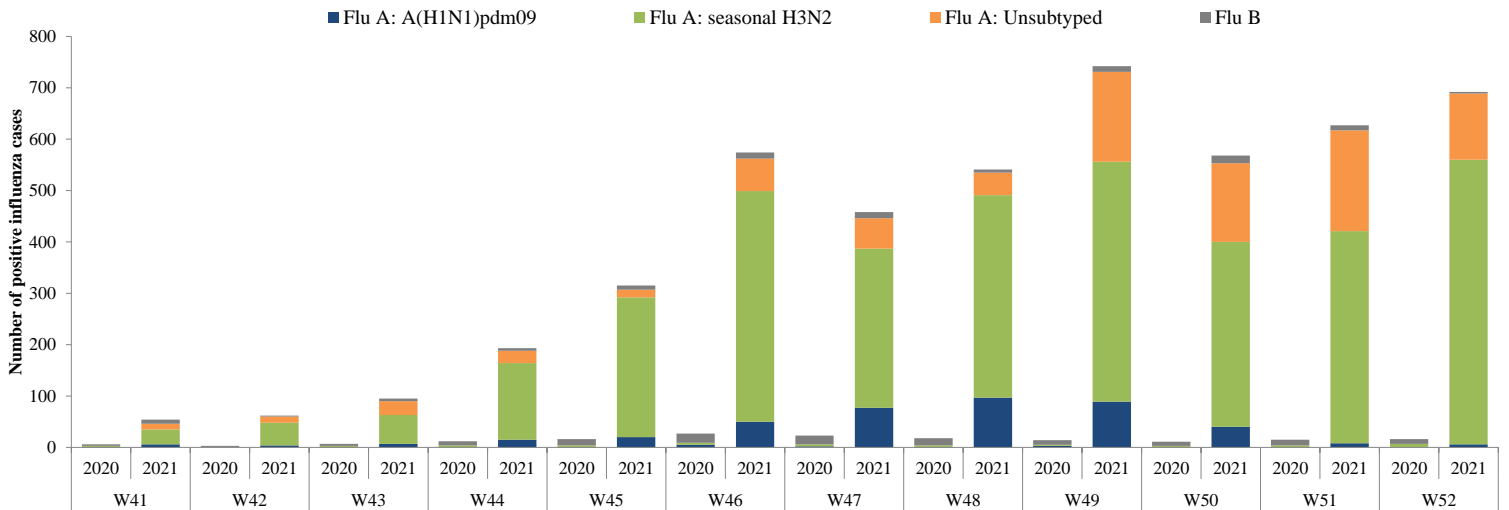


Figure 3. Comparison of respiratory pathogens detected from tested specimens by last 12 weeks

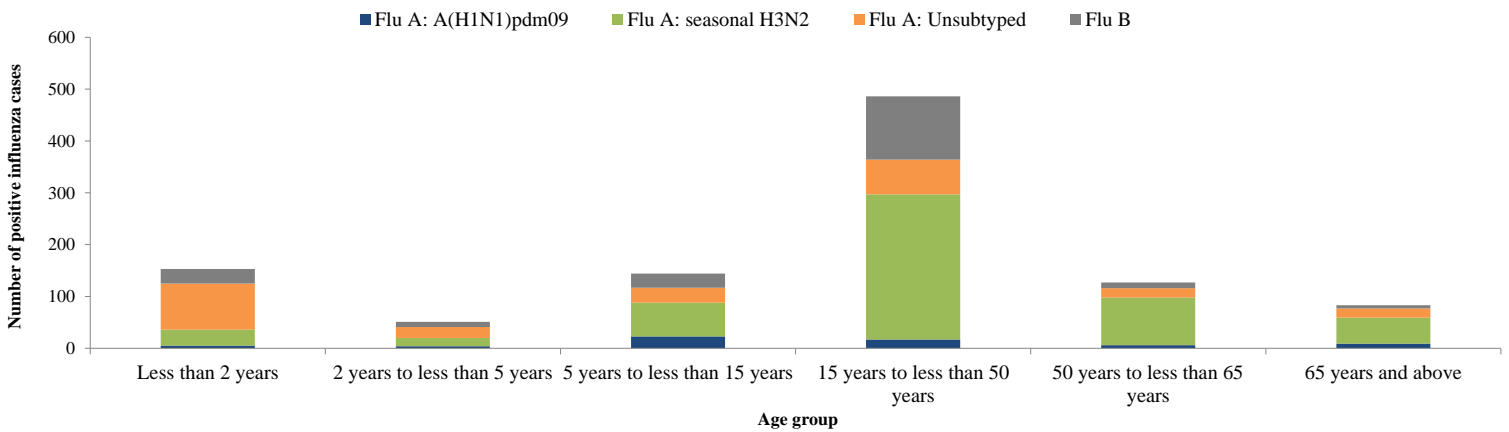


Figure 4 Age group distribution of influenza cases by virus type in the Region from W33/2020 to W52/2021

Country	Number of enrolled cases	Tested cases number (%)	Influenza positive cases number (%)	Positive cases				
				Flu A				Flu B
				Flu A (H1N1)pdm09	Flu A (H3N2)	Flu A (Not-subtyped)	Flu A: H5N1	Number (%)
Afghanistan	3375	3227 (96)	124 (4)	(-)	75 (60)	(-)	(-)	49 (40)
Bahrain	344	337 (98)	10 (3)	(-)	(-)	3 (30)	(-)	7 (70)
Egypt	8550	8550 (100)	407 (5)	(-)	356 (87)	(-)	(-)	51 (13)
Iran (Islamic Republic of)	17590	17590 (100)	2898 (16)	(-)	2127 (73)	750 (26)	(-)	21 (1)
Iraq	1324	1322 (100)	98 (7)	(-)	89 (91)	(-)	8 (8)	1 (1)
Jordan	5540	5540 (100)	37 (1)	3 (8)	34 (92)	(-)	(-)	(-)
Kuwait	140	(-)	(-)	(-)	(-)	(-)	(-)	(-)
Lebanon	5092	5092 (100)	202 (4)	(-)	202 (100)	(-)	(-)	(-)
Morocco	234	234 (100)	20 (9)	1 (5)	19 (95)	(-)	(-)	(-)
Oman	7218	7155 (99)	890 (12)	394 (44)	457 (51)	(-)	(-)	39 (4)
Pakistan	11560	11570 (100)	602 (5)	3 (0)	450 (75)	(-)	(-)	149 (25)
Qatar	11823	11823 (100)	792 (7)	17 (2)	433 (55)	216 (27)	(-)	126 (16)
Saudi Arabia	6161	4266 (69)	165 (4)	5 (3)	(-)	61 (37)	(-)	99 (60)
Sudan	13	13 (100)	(-)	(-)	(-)	(-)	(-)	(-)
Syrian Arab Republic	1178	1177 (100)	67 (6)	(-)	67 (100)	(-)	(-)	(-)
Tunisia	447	447 (100)	(-)	(-)	(-)	(-)	(-)	(-)
United Arab Emirates	1738	1738 (100)	71 (4)	11 (15)	55 (77)	(-)	(-)	5 (7)
Total	82327	80081 (97)	6383 (8)	434 (7)	4364 (68)	1030 (16)	8 (0)	547 (9)

Table 2. Reported cases by country during W01-W52/2021

© World Health Organization 2021.

Some rights reserved. This work is available under the Creative Commons Attribution-Non Commercial-Share Alike 3.0 IGO license (CC BY-NC-SA 3.0 IGO); <https://creativecommons.org/licenses/by-nc-sa/3.0/igo>.