



Influenza situation in the Eastern Mediterranean Region

W51/2021 (from 19/12/2021 to 25/12/2021)

Source of data : EMFLU Network and FLUMART

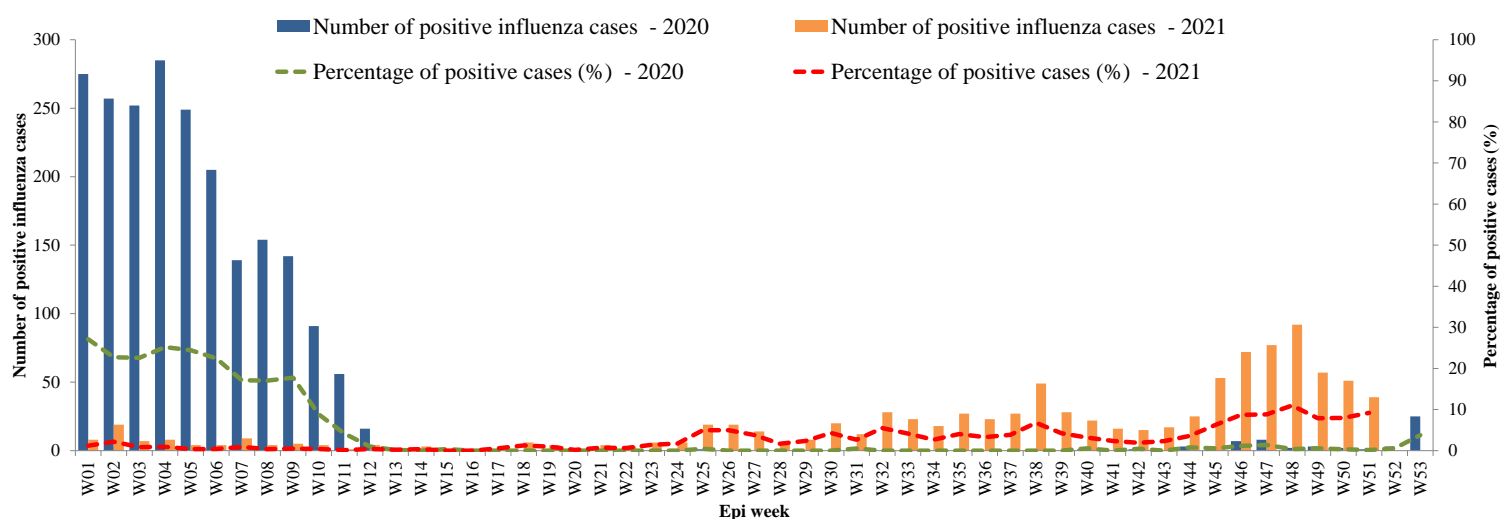


Figure 1. Number of positive influenza cases and influenza positivity rate per week, 2020-2021

W33/2020 - W51/2021

Last 4 weeks

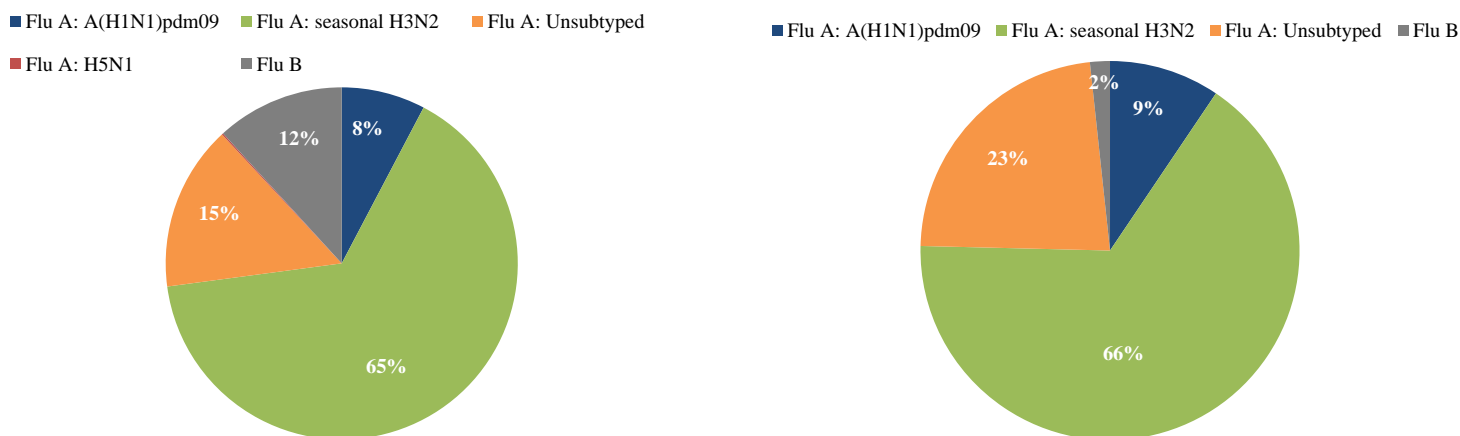


Figure 2. Percentage of circulating virus type by positive influenza cases

Virus type	W33/2020-W51/2021	Last 4 weeks
	Number (%)	Number (%)
Flu A: A(H1N1)pdm09	457 (8)	234 (9)
Flu A: seasonal H3N2	3868 (65)	1634 (66)
Flu A: Unsubtyped	901 (15)	568 (23)
Flu A: H5N1	8 (0)	
Flu B	699 (12)	42 (2)
Total	5933	2478

Table 1. Type and number of influenza viruses detected from W33/2020 to W51/2021 and during the last four weeks

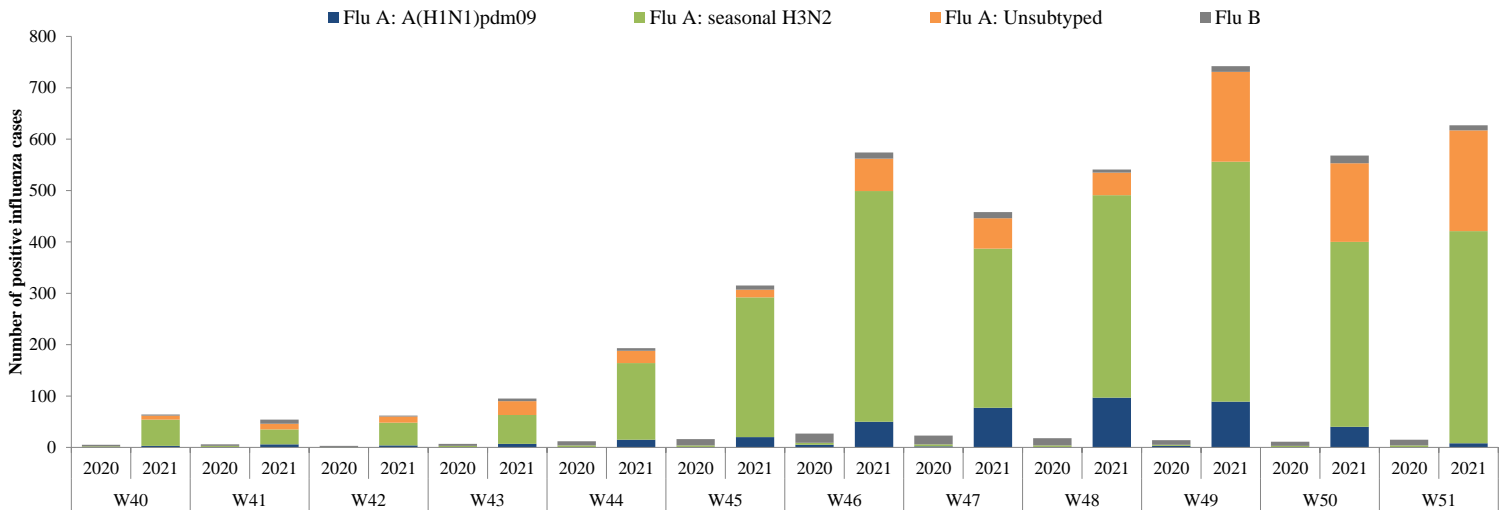


Figure 3. Comparison of respiratory pathogens detected from tested specimens by last 12 weeks

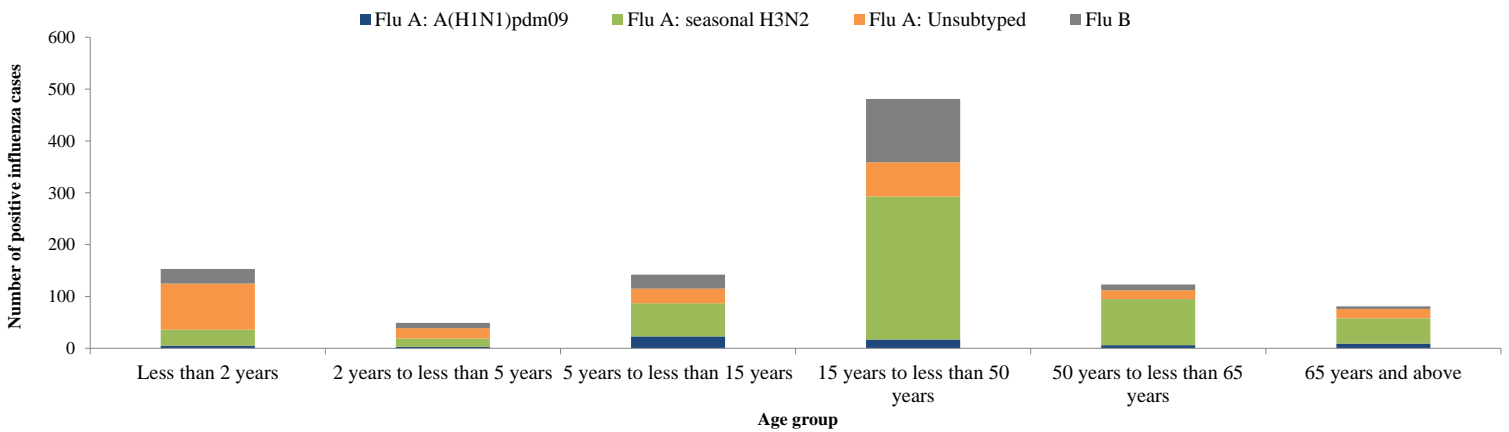


Figure 4 Age group distribution of influenza cases by virus type in the Region from W33/2020 to W51/2021

Country	Number of enrolled cases	Tested cases number (%)	Influenza positive cases number (%)	Positive cases				
				Flu A				Flu B
				Flu A (H1N1)pdm09	Flu A (H3N2)	Flu A (Not-subtyped)	Flu A: H5N1	Number (%)
Afghanistan	3334	3217 (96)	124 (4)	(-)	75 (60)	(-)	(-)	49 (40)
Bahrain	344	337 (98)	10 (3)	(-)	(-)	3 (30)	(-)	7 (70)
Egypt	8540	8540 (100)	407 (5)	(-)	356 (87)	(-)	(-)	51 (13)
Iran (Islamic Republic of)	14811	14811 (100)	2302 (16)	(-)	1660 (72)	622 (27)	(-)	20 (1)
Iraq	1248	1246 (100)	88 (7)	(-)	79 (90)	(-)	8 (9)	1 (1)
Jordan	5502	5502 (100)	37 (1)	3 (8)	34 (92)	(-)	(-)	(-)
Kuwait	140	(-)	(-)	(-)	(-)	(-)	(-)	(-)
Lebanon	4933	4933 (100)	185 (4)	(-)	185 (100)	(-)	(-)	(-)
Morocco	234	234 (100)	20 (9)	1 (5)	19 (95)	(-)	(-)	(-)
Oman	7218	7155 (99)	890 (12)	394 (44)	457 (51)	(-)	(-)	39 (4)
Pakistan	10250	10260 (100)	548 (5)	(-)	399 (73)	(-)	(-)	149 (27)
Qatar	11394	11394 (100)	784 (7)	17 (2)	426 (54)	216 (28)	(-)	125 (16)
Saudi Arabia	6137	4262 (69)	162 (4)	4 (2)	(-)	60 (37)	(-)	98 (60)
Sudan	13	13 (100)	(-)	(-)	(-)	(-)	(-)	(-)
Syrian Arab Republic	1177	1176 (100)	66 (6)	(-)	66 (100)	(-)	(-)	(-)
Tunisia	447	447 (100)	(-)	(-)	(-)	(-)	(-)	(-)
United Arab Emirates	1707	1707 (100)	68 (4)	9 (13)	54 (79)	(-)	(-)	5 (7)
Total	77429	75234 (97)	5691 (8)	428 (8)	3810 (67)	901 (16)	8 (0)	544 (10)

Table 2. Reported cases by country during W01-W51/2021

© World Health Organization 2021.

Some rights reserved. This work is available under the Creative Commons Attribution-Non Commercial-Share Alike 3.0 IGO license (CC BY-NC-SA 3.0 IGO); <https://creativecommons.org/licenses/by-nc-sa/3.0/igo>.