



# Influenza situation in the Eastern Mediterranean Region

W50/2021 (from 12/12/2021 to 18/12/2021)

Source of data : EMFLU Network and FLUMART

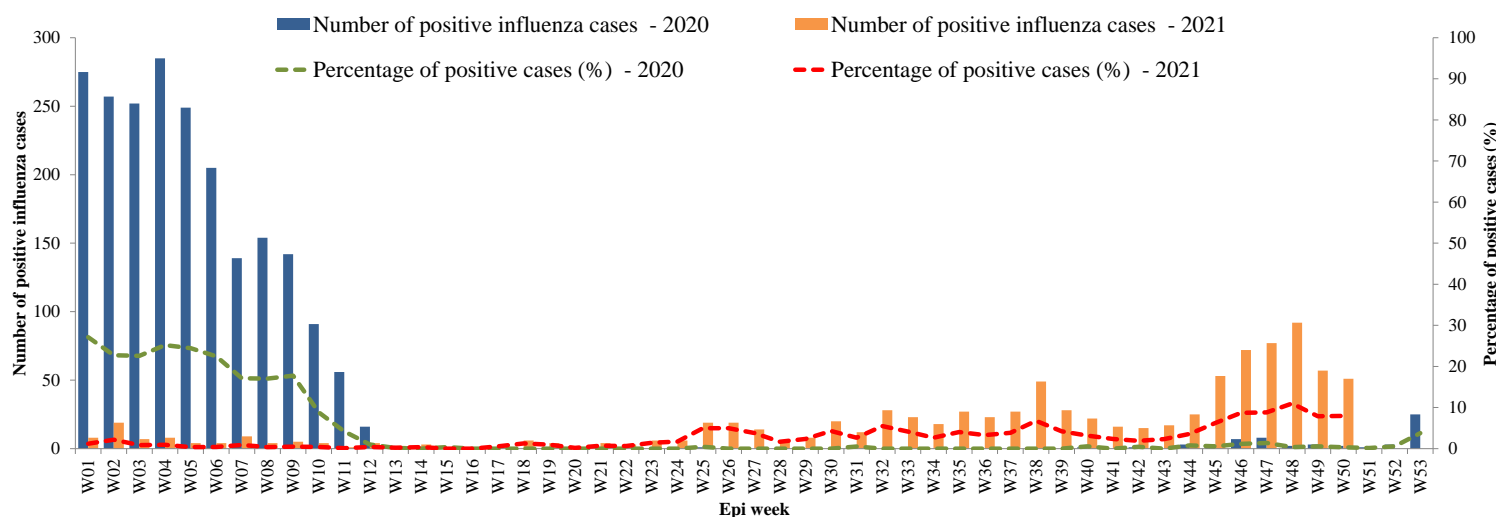


Figure 1. Number of positive influenza cases and influenza positivity rate per week, 2020-2021

W33/2020 - W50/2021

Last 4 weeks

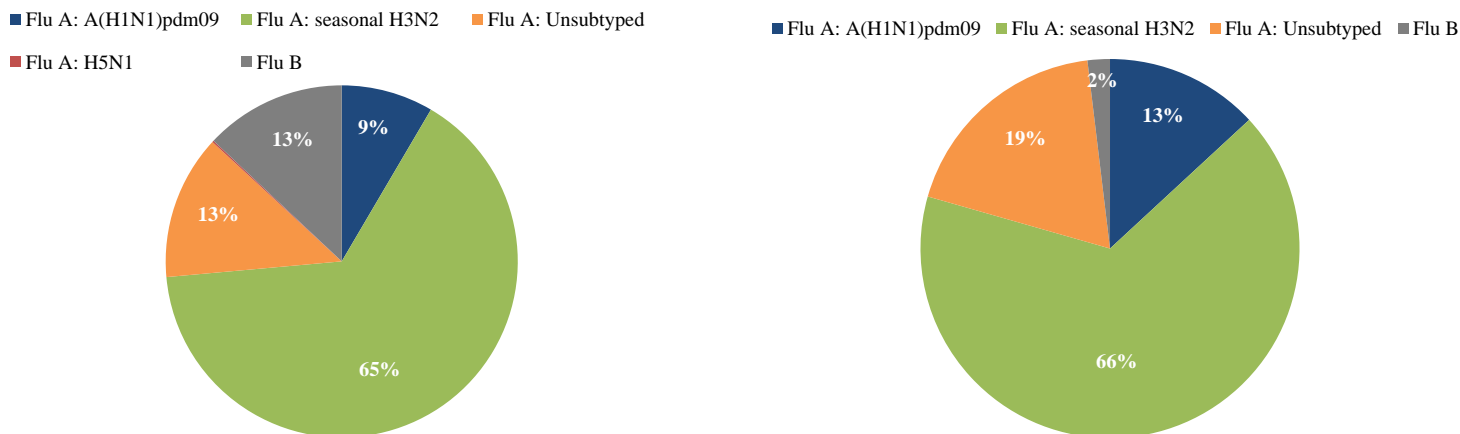
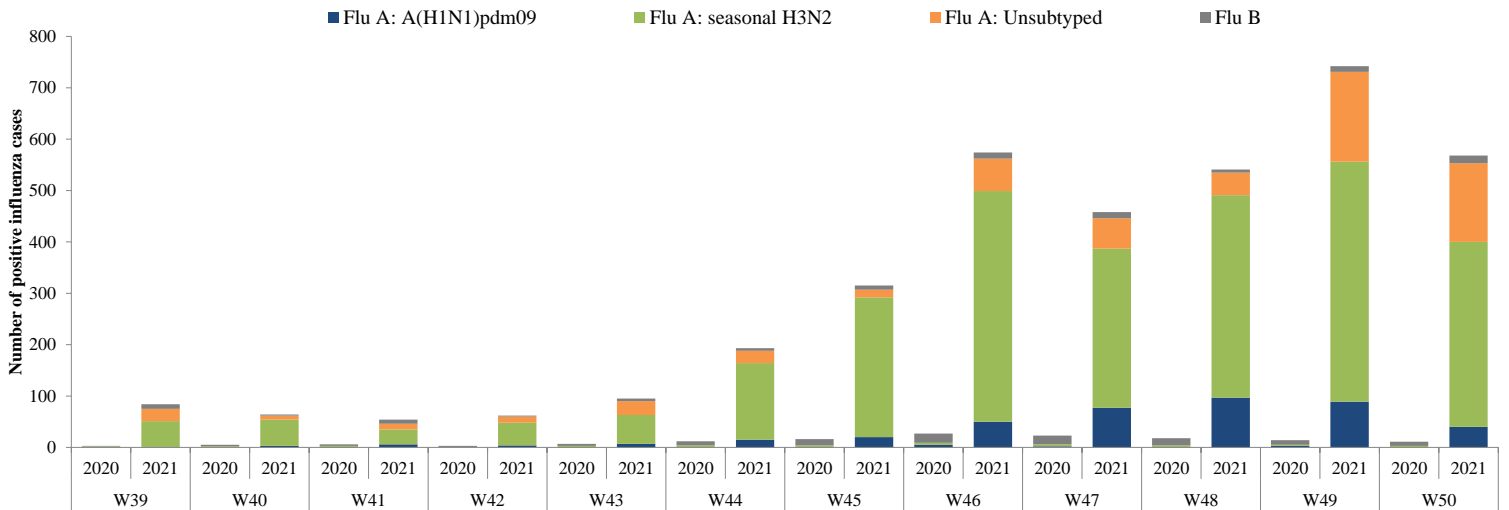


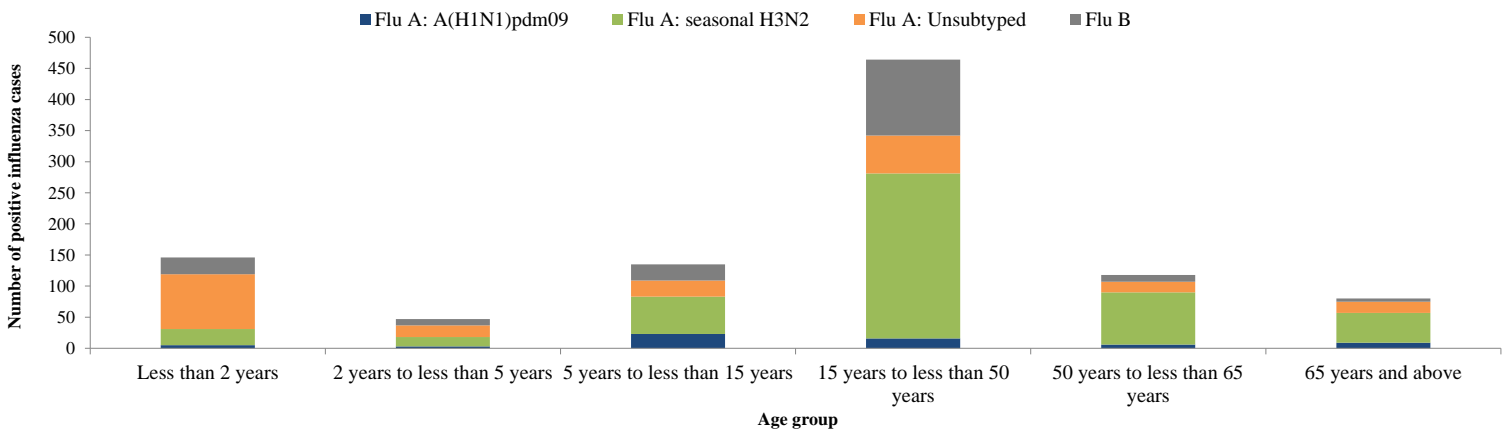
Figure 2. Percentage of circulating virus type by positive influenza cases

Virus type	W33/2020-W50/2021	Last 4 weeks
	Number (%)	Number (%)
Flu A: A(H1N1)pdm09	449 (8)	303 (13)
Flu A: seasonal H3N2	3455 (65)	1531 (66)
Flu A: Unsubtyped	705 (13)	431 (19)
Flu A: H5N1	8 (0)	
Flu B	689 (13)	44 (2)
<b>Total</b>	<b>5306</b>	<b>2309</b>

Table 1. Type and number of influenza viruses detected from W33/2020 to W50/2021 and during the last four weeks



**Figure 3. Comparison of respiratory pathogens detected from tested specimens by last 12 weeks**



**Figure 4 Age group distribution of influenza cases by virus type in the Region from W33/2020 to W50/2021**

Country	Number of enrolled cases	Tested cases number (%)	Influenza positive cases number (%)	Positive cases				
				Flu A				Flu B
				Flu A (H1N1)pdm09	Flu A (H3N2)	Flu A (Not-subtyped)	Flu A: H5N1	Number (%)
Afghanistan	3150	3037 (96)	124 (4)	(-)	75 (60)	(-)	(-)	49 (40)
Bahrain	344	337 (98)	10 (3)	(-)	(-)	3 (30)	(-)	7 (70)
Egypt	8499	8499 (100)	407 (5)	(-)	356 (87)	(-)	(-)	51 (13)
Iran (Islamic Republic of)	12529	12529 (100)	1771 (14)	(-)	1319 (74)	433 (24)	(-)	19 (1)
Iraq	1222	1220 (100)	88 (7)	(-)	79 (90)	(-)	8 (9)	1 (1)
Jordan	5457	5457 (100)	36 (1)	3 (8)	33 (92)	(-)	(-)	(-)
Kuwait	140	(-)	(-)	(-)	(-)	(-)	(-)	(-)
Lebanon	4706	4706 (100)	162 (3)	(-)	162 (100)	(-)	(-)	(-)
Morocco	228	228 (100)	16 (7)	(-)	16 (100)	(-)	(-)	(-)
Oman	6906	6864 (99)	880 (13)	389 (44)	457 (52)	(-)	(-)	34 (4)
Pakistan	9697	9707 (100)	526 (5)	(-)	377 (72)	(-)	(-)	149 (28)
Qatar	10966	10966 (100)	758 (7)	16 (2)	409 (54)	210 (28)	(-)	123 (16)
Saudi Arabia	6109	4256 (70)	160 (4)	4 (3)	(-)	59 (37)	(-)	97 (61)
Sudan	13	13 (100)	(-)	(-)	(-)	(-)	(-)	(-)
Syrian Arab Republic	1174	1173 (100)	63 (5)	(-)	63 (100)	(-)	(-)	(-)
Tunisia	447	447 (100)	(-)	(-)	(-)	(-)	(-)	(-)
United Arab Emirates	1652	1652 (100)	63 (4)	8 (13)	51 (81)	(-)	(-)	4 (6)
<b>Total</b>	<b>73239</b>	<b>71091 (97)</b>	<b>5064 (7)</b>	<b>420 (8)</b>	<b>3397 (67)</b>	<b>705 (14)</b>	<b>8 (0)</b>	<b>534 (11)</b>

**Table 2. Reported cases by country during W01-W50/2021**

© World Health Organization 2021.

Some rights reserved. This work is available under the Creative Commons Attribution-Non Commercial-Share Alike 3.0 IGO license (CC BY-NC-SA 3.0 IGO); <https://creativecommons.org/licenses/by-nc-sa/3.0/igo>.