



Influenza situation in the Eastern Mediterranean Region

W49/2021 (from 05/12/2021 to 11/12/2021)

Source of data : **EMFLU Network** and **FLUMART**

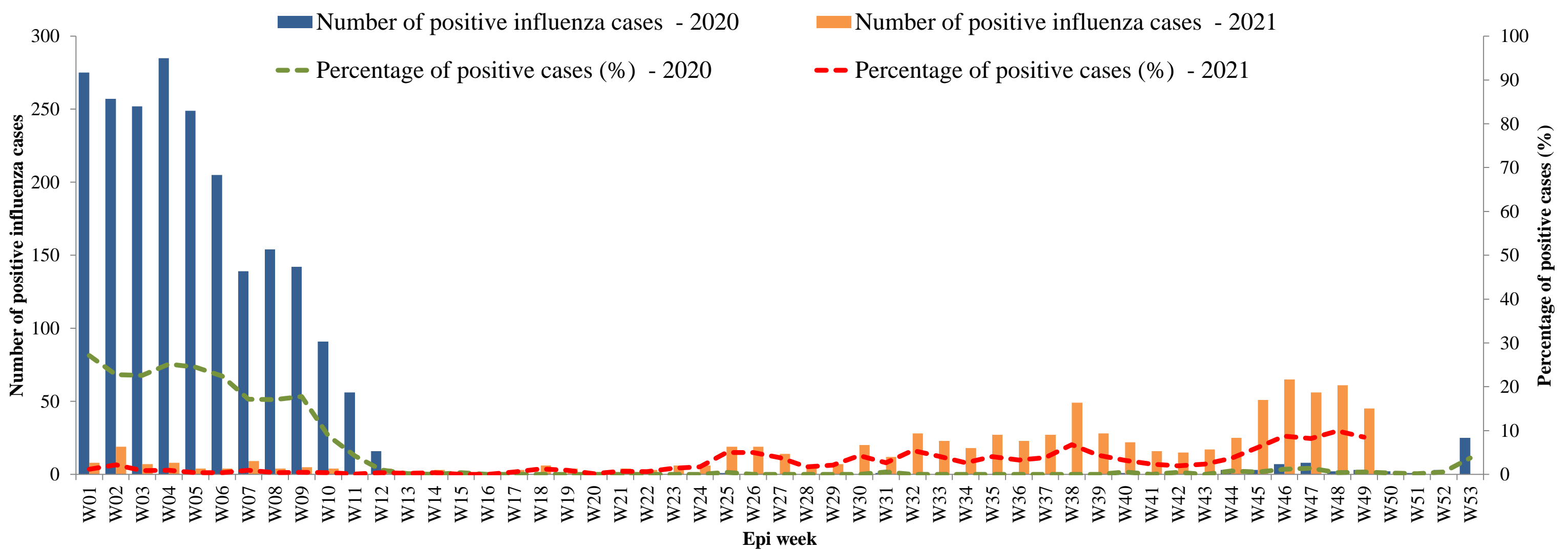


Figure 1. Number of positive influenza cases and influenza positivity rate per week, 2020-2021

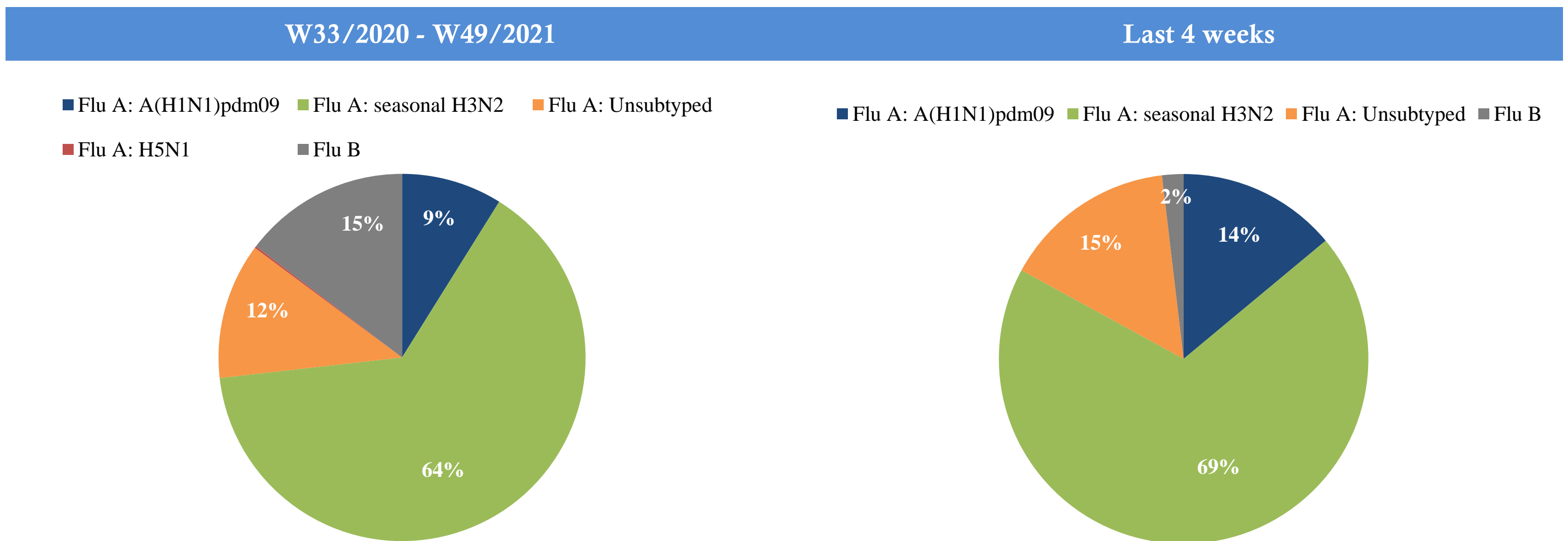


Figure 2. Percentage of circulating virus type by positive influenza cases

Virus type	W33/2020-W49/2021	Last 4 weeks
	Number (%)	Number (%)
Flu A: A(H1N1)pdm09	409 (9)	313 (14)
Flu A: seasonal H3N2	2961 (64)	1547 (69)
Flu A: Unsubtyped	551 (12)	340 (15)
Flu A: H5N1	8 (0)	
Flu B	674 (15)	42 (2)
Total	4603	2242

Table 1. Type and number of influenza viruses detected from W33/2020 to W49/2021 and during the last four weeks

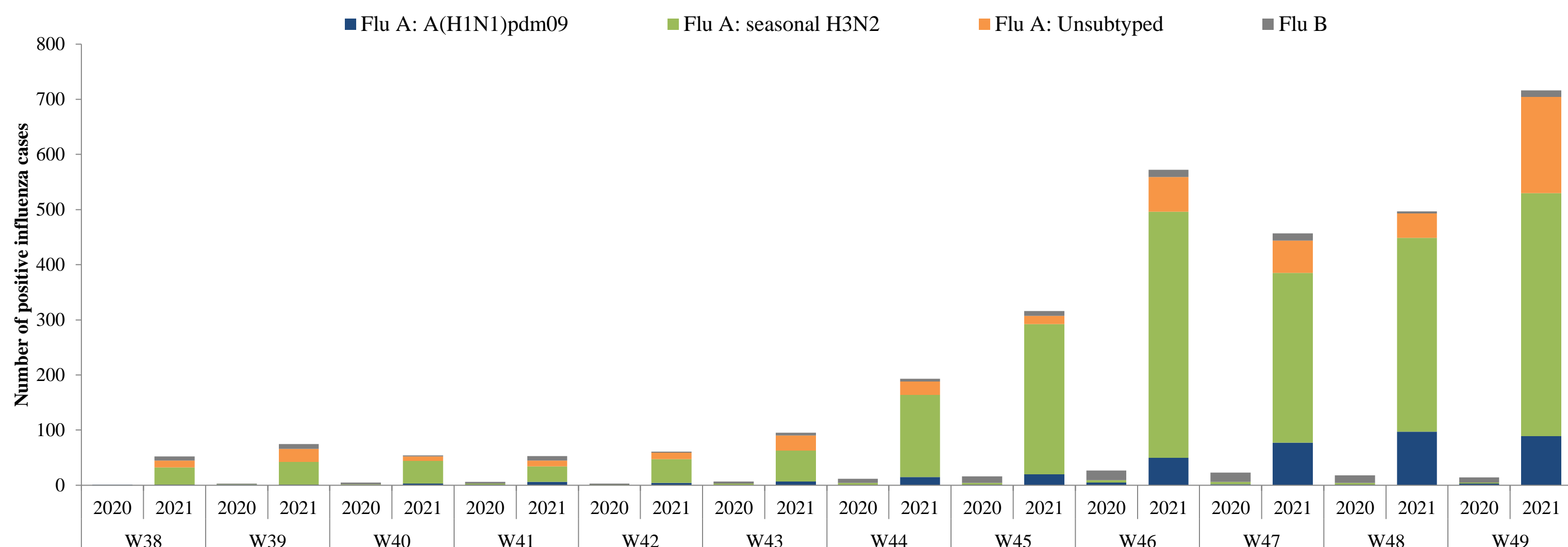


Figure 3. Comparison of respiratory pathogens detected from tested specimens by last 12 weeks

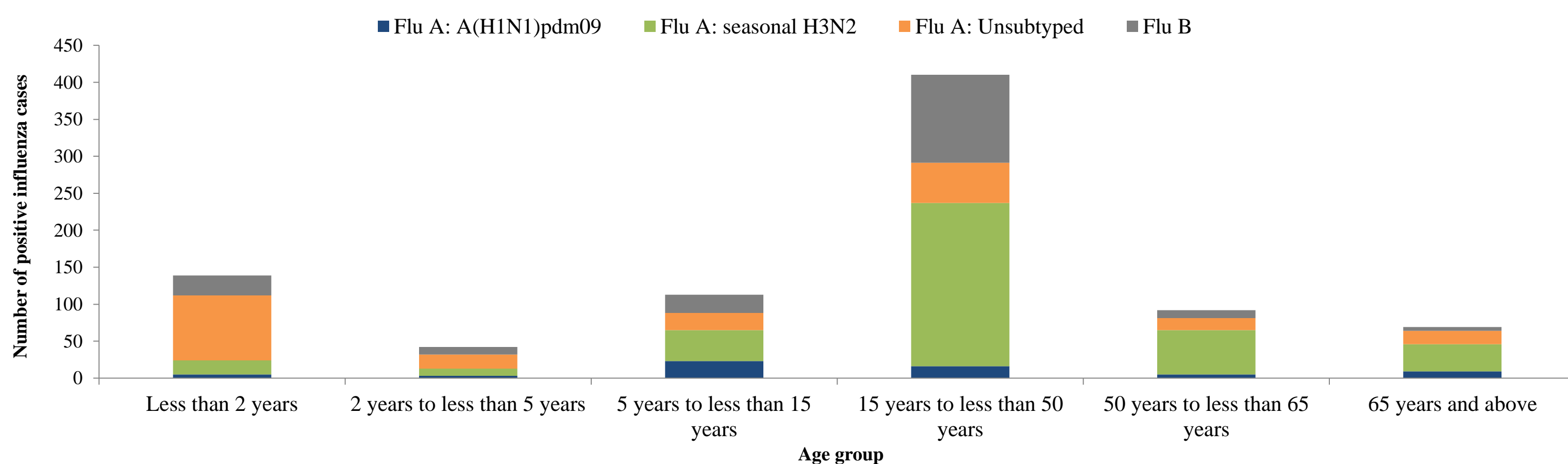


Figure. 4 Age group distribution of influenza cases by virus type in the Region from W33/2020 to W49/2021

Country	Number of enrolled cases	Tested cases number (%)	Influenza positive cases number (%)	Positive cases				
				Flu A				Flu B
				Flu A (H1N1)pdm09	Flu A (H3N2)	Flu A (Not-subtyped)	Flu A: H5N1	Number (%)
Afghanistan	2991	2878 (96)	121 (4)	(-)	72 (60)	(-)	(-)	49 (40)
Bahrain	340	333 (98)	10 (3)	(-)	(-)	3 (30)	(-)	7 (70)
Egypt	7878	7878 (100)	344 (4)	(-)	294 (85)	(-)	(-)	50 (15)
Iran (Islamic Republic of)	10837	10837 (100)	1387 (13)	(-)	1079 (78)	298 (21)	(-)	10 (1)
Iraq	1109	1107 (100)	70 (6)	(-)	61 (87)	(-)	8 (11)	1 (1)
Jordan	5321	5321 (100)	23 (0)	3 (13)	20 (87)	(-)	(-)	(-)
Kuwait	140	(-)	(-)	(-)	(-)	(-)	(-)	(-)
Lebanon	4551	4551 (100)	149 (3)	(-)	149 (100)	(-)	(-)	(-)
Morocco	189	189 (100)	4 (2)	(-)	4 (100)	(-)	(-)	(-)
Oman	6619	6578 (99)	822 (12)	349 (42)	442 (54)	(-)	(-)	31 (4)
Pakistan	8147	8157 (100)	458 (6)	(-)	309 (67)	(-)	(-)	149 (33)
Qatar	10523	10523 (100)	740 (7)	16 (2)	401 (54)	202 (27)	(-)	121 (16)
Saudi Arabia	6085	4245 (70)	149 (4)	4 (3)	(-)	48 (32)	(-)	97 (65)
Sudan	13	13 (100)	(-)	(-)	(-)	(-)	(-)	(-)
Syrian Arab Republic	1146	1145 (100)	33 (3)	(-)	33 (100)	(-)	(-)	(-)
Tunisia	447	447 (100)	(-)	(-)	(-)	(-)	(-)	(-)
United Arab Emirates	1590	1590 (100)	51 (3)	8 (16)	39 (76)	(-)	(-)	4 (8)
Total	67926	65792 (97)	4361 (7)	380 (9)	2903 (67)	551 (13)	8 (0)	519 (12)

Table 2. Reported cases by country during W01-W49/2021

© World Health Organization 2021.

Some rights reserved. This work is available under the Creative Commons Attribution-Non Commercial-Share Alike 3.0 IGO license (CC BY-NC-SA 3.0 IGO; <https://creativecommons.org/licenses/by-nc-sa/3.0/igo>).