



Influenza situation in the Eastern Mediterranean Region

W48/2021 (from 28/11/2021 to 04/12/2021)

Source of data : **EMFLU Network** and **FLUMART**

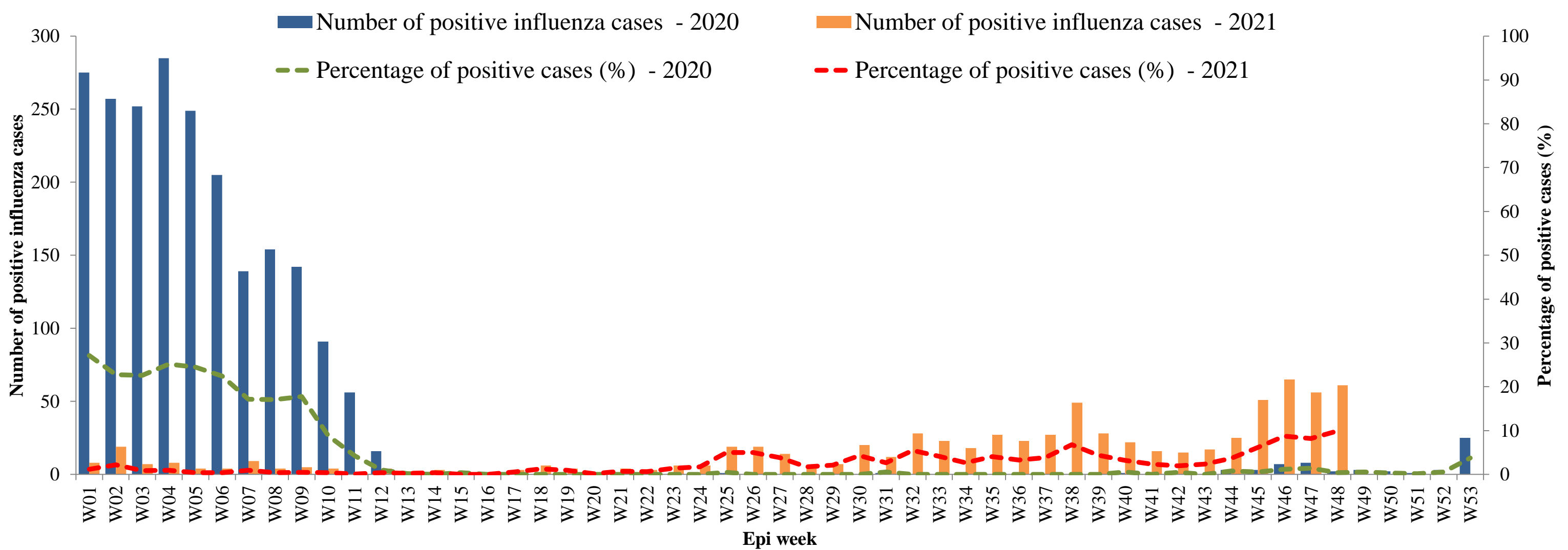


Figure 1. Number of positive influenza cases and influenza positivity rate per week, 2020-2021

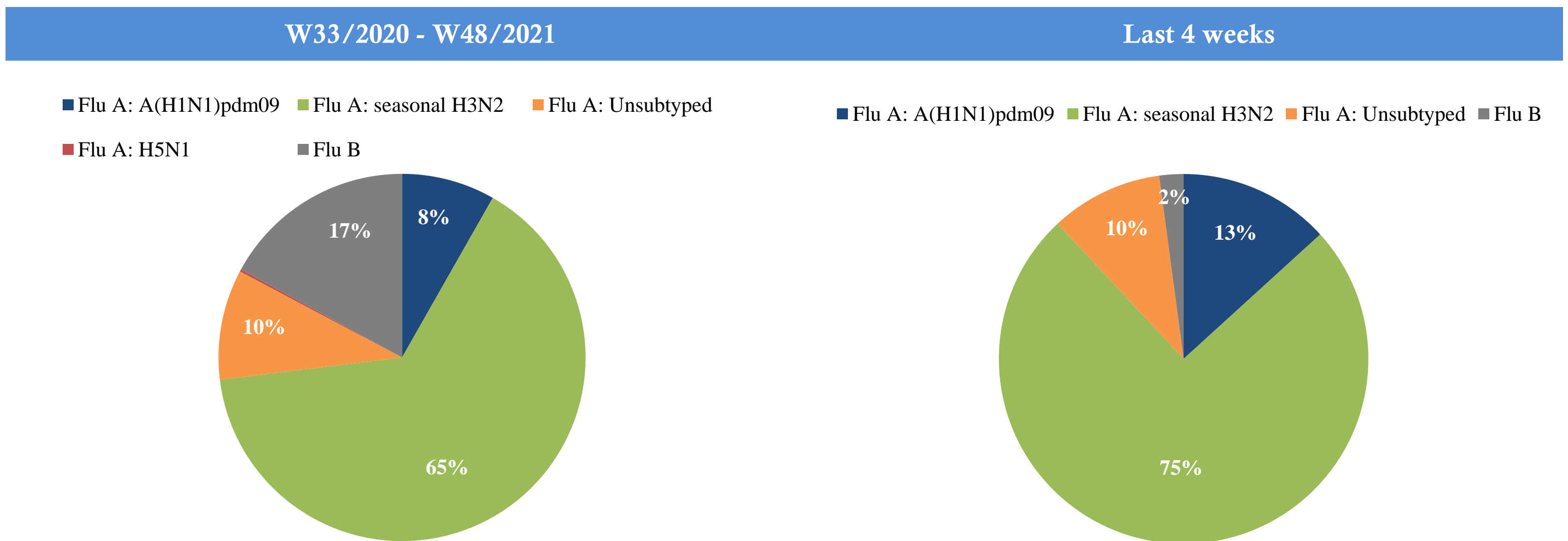


Figure 2. Percentage of circulating virus type by positive influenza cases

Virus type	W33/2020-W48/2021	Last 4 weeks
	Number (%)	Number (%)
Flu A: A(H1N1)pdm09	320 (8)	244 (13)
Flu A: seasonal H3N2	2520 (65)	1378 (75)
Flu A: Unsubtyped	377 (10)	181 (10)
Flu A: H5N1	8 (0)	
Flu B	662 (17)	39 (2)
Total	3887	1842

Table 1. Type and number of influenza viruses detected from W33/2020 to W48/2021 and during the last four weeks

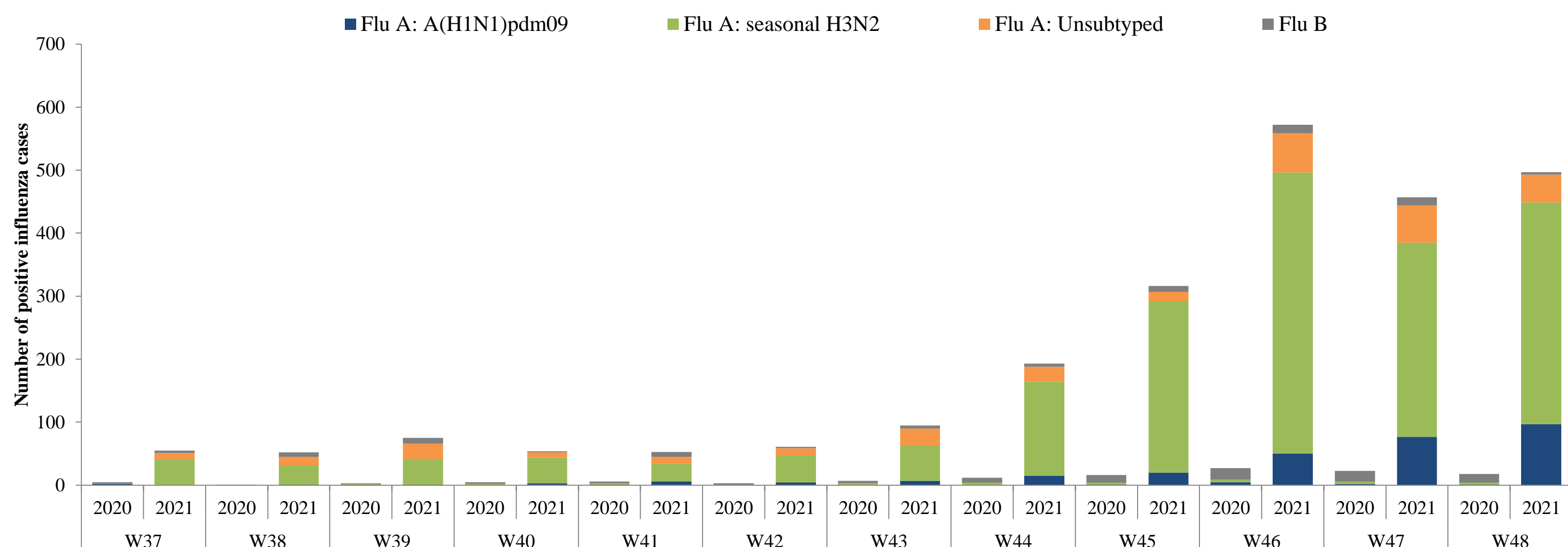


Figure 3. Comparison of respiratory pathogens detected from tested specimens by last 12 weeks

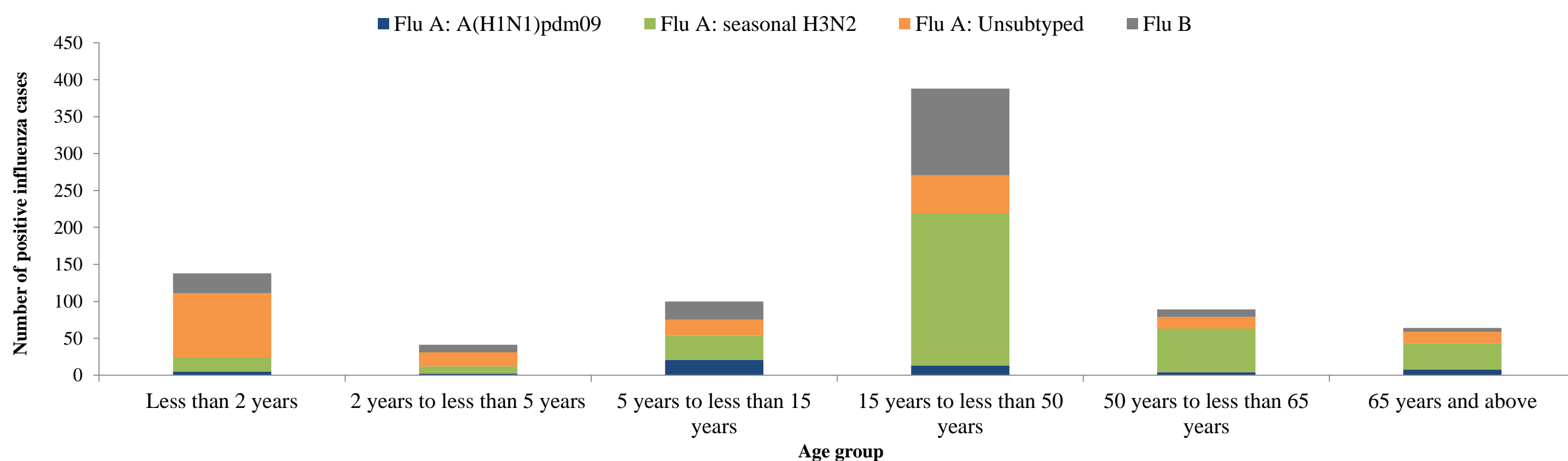


Figure 4. Age group distribution of influenza cases by virus type in the Region from W33/2020 to W48/2021

Country	Number of enrolled cases	Tested cases number (%)	Influenza positive cases number (%)	Positive cases				
				Flu A				Flu B
				Flu A (H1N1)pdm09	Flu A (H3N2)	Flu A (Not-subtyped)	Flu A: H5N1	Number (%)
Afghanistan	2870	2757 (96)	109 (4)	(-)	60 (55)	(-)	(-)	49 (45)
Bahrain	340	333 (98)	10 (3)	(-)	(-)	3 (30)	(-)	7 (70)
Egypt	7871	7871 (100)	344 (4)	(-)	294 (85)	(-)	(-)	50 (15)
Iran (Islamic Republic of)	8835	8835 (100)	941 (11)	(-)	797 (85)	136 (14)	(-)	8 (1)
Iraq	1049	1047 (100)	51 (5)	(-)	42 (82)	(-)	8 (16)	1 (2)
Jordan	5180	5180 (100)	14 (0)	3 (21)	11 (79)	(-)	(-)	(-)
Kuwait	140	(-)	(-)	(-)	(-)	(-)	(-)	(-)
Lebanon	4206	4206 (100)	117 (3)	(-)	117 (100)	(-)	(-)	(-)
Morocco	158	158 (100)	1 (1)	(-)	1 (100)	(-)	(-)	(-)
Oman	6292	6251 (99)	666 (11)	265 (40)	374 (56)	(-)	(-)	27 (4)
Pakistan	8147	8157 (100)	458 (6)	(-)	309 (67)	(-)	(-)	149 (33)
Qatar	10098	10098 (100)	720 (7)	16 (2)	388 (54)	197 (27)	(-)	119 (17)
Saudi Arabia	6074	4244 (70)	136 (3)	1 (1)	(-)	41 (30)	(-)	94 (69)
Sudan	13	13 (100)	(-)	(-)	(-)	(-)	(-)	(-)
Syrian Arab Republic	1090	1089 (100)	33 (3)	(-)	33 (100)	(-)	(-)	(-)
Tunisia	398	398 (100)	(-)	(-)	(-)	(-)	(-)	(-)
United Arab Emirates	1522	1522 (100)	45 (3)	6 (13)	36 (80)	(-)	(-)	3 (7)
Total	64283	62159 (97)	3645 (6)	291 (8)	2462 (68)	377 (10)	8 (0)	507 (14)

Table 2. Reported cases by country during W01-W48/2021

© World Health Organization 2021.

Some rights reserved. This work is available under the Creative Commons Attribution-Non Commercial-Share Alike 3.0 IGO license (CC BY-NC-SA 3.0 IGO; <https://creativecommons.org/licenses/by-nc-sa/3.0/igo>).