

# COVID-19 MONTHLY UPDATE | NOVEMBER 2021

## Highlights

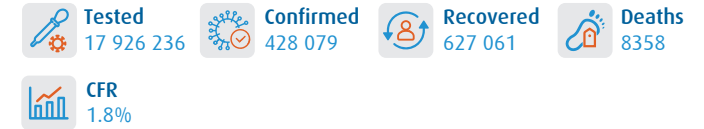
- In November 2021, a total of 428 079 COVID-19 cases were reported from the 22 countries of the Eastern Mediterranean Region (EMR). There was a 36% decrease in overall reported cases as compared to the previous month when it was 581 420. The highest number of cases was reported from Islamic Republic of Iran followed by Jordan and Iraq.
- During November 2021, a total of 8358 related deaths were reported from the Region with Islamic Republic of Iran reporting the highest number of deaths followed by Egypt and Iraq. There was a 40% decrease in reported deaths compared to the previous month when it was 11 728.
- Only 6 of the 22 countries in the Region reported an increase in COVID-19 cases and deaths during the month of November as compared to October.
- Since the start of the pandemic, a total of 16 847 521 confirmed COVID-19 cases including 310 749 related deaths (CFR 1.8%) were reported from the 22 countries.
- 21 countries have reported one or more new variants of concern (VOC) in the Region: Alpha in 21 countries, Beta in 18 countries, Gamma in 5 countries and Delta in 16 countries. So far Omicron, the new VOC, has not been officially announced in the EMR.
- Vaccination continues across the Region. The total number of doses administered so far in the 22 countries is 442 175 343.

## COVID-19 cases and deaths by EMR Countries, 29 January 2020 to 30 November 2021

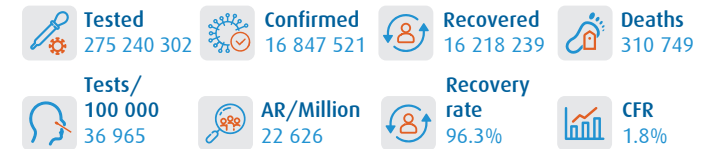
Countries	November		Cumulative figures			Trend*
	New cases	New deaths	Cases	Deaths	CFR%	
Afghanistan	1197	28	157 454	7312	4.6	↑
Bahrain	861	1	277 803	1394	0.5	↓
Djibouti	26	5	13 508	187	1	↓
Egypt	27 561	1823	362 260	20 682	5.7	↑
Islamic Republic of Iran	192 807	3527	6 131 356	130 124	2.1	↓
Iraq	25 924	650	2 083 889	23 873	1.1	↓
Jordan	91 402	570	971 401	11 715	1.2	↑
Kuwait	684	4	413 464	2465	1	↓
Lebanon	28 632	223	677 174	8765	1.3	↑
Libya	15 246	344	374 989	5493	1	↓
Morocco	3772	108	950 501	14 787	1.6	↓
Occupied Palestinian territory	7017	122	461 944	4814	1.0	↓
Oman	263	2	304 599	4113	1.4	↓
Pakistan	11 694	281	1 286 825	28 767	2.2	↓
Qatar	4200	1	244 071	611	0.3	↑
Saudi Arabia	1135	42	549 877	8842	1.6	↓
Somalia	1018	119	23 051	1331	6	↓
Sudan	2562	118	44 075	3200	7.3	↑
Syrian Arab Republic	4766	183	48 538	2772	5.7	↓
Tunisia	4963	135	718 443	25 401	3.5	↓
United Arab Emirates	2136	11	742 278	2148	0.3	↓
Yemen	213	61	10 021	1953	19.5	↓
<b>Total</b>	<b>428 079</b>	<b>8358</b>	<b>16 847 521</b>	<b>310 749</b>	<b>1.8</b>	<b>↓</b>

\*trend refers to % changes in the cases compared to previous month

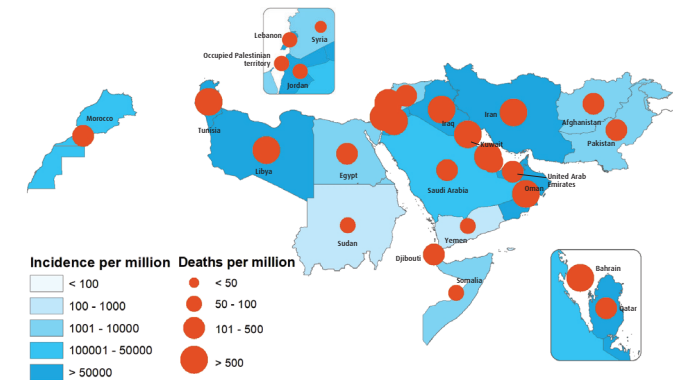
## Key figures, November 2021



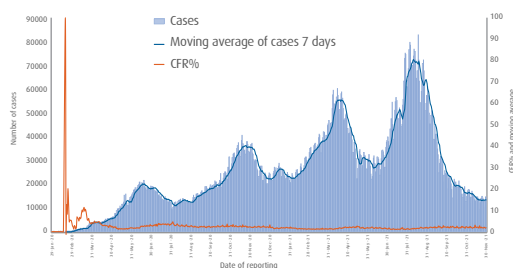
## Cumulative key figures, 29 January 2020 to 30 November 2021



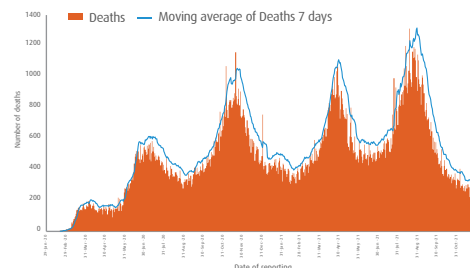
## COVID-19 cases and deaths per million population in EMR, 29 January 2020 to 30 November 2021



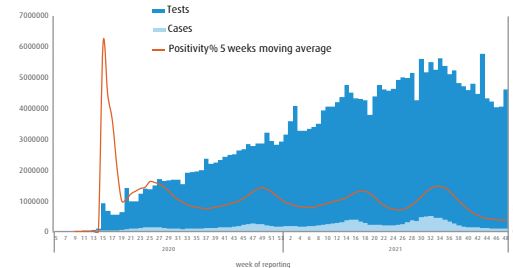
## Distribution of weekly COVID-19 tested in EMR, 29 January 2020 to 30 November 2021



## Distribution of daily deaths in EMR, 29 January 2020 to 30 November 2021



## Distribution of weekly COVID-19 tested in EMR, 29 January 2020 to 30 November 2021



## Distribution of COVID-19 cases by age and gender in EMR, 29 January 2020 to 30 November 2021

