



# Influenza situation in the Eastern Mediterranean Region

W47/2021 (from 21/11/2021 to 27/11/2021)

Source of data : **EMFLU Network** and **FLUMART**

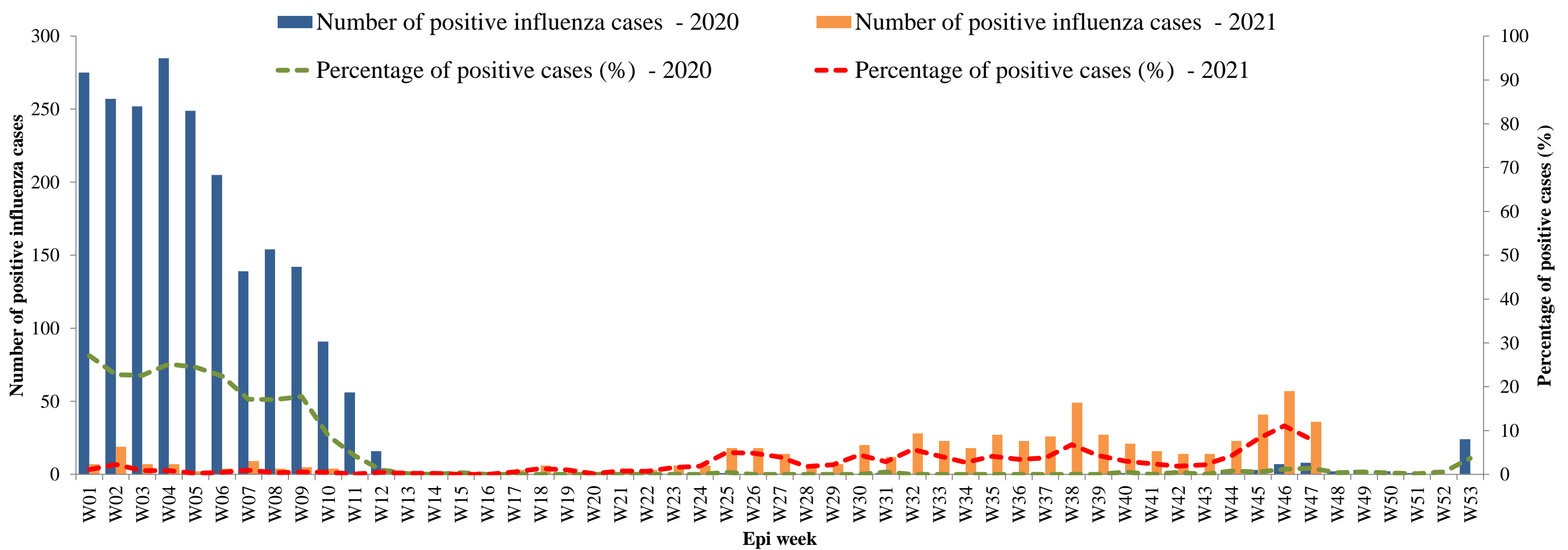


Figure 1. Number of positive influenza cases and influenza positivity rate per week, 2020-2021

W33/2020 - W47/2021

Last 4 weeks

Flu A: A(H1N1)pdm09    Flu A: seasonal H3N2    Flu A: Unsubtyped  
Flu A: H5N1    Flu B

Flu A: A(H1N1)pdm09    Flu A: seasonal H3N2    Flu A: Unsubtyped    Flu B

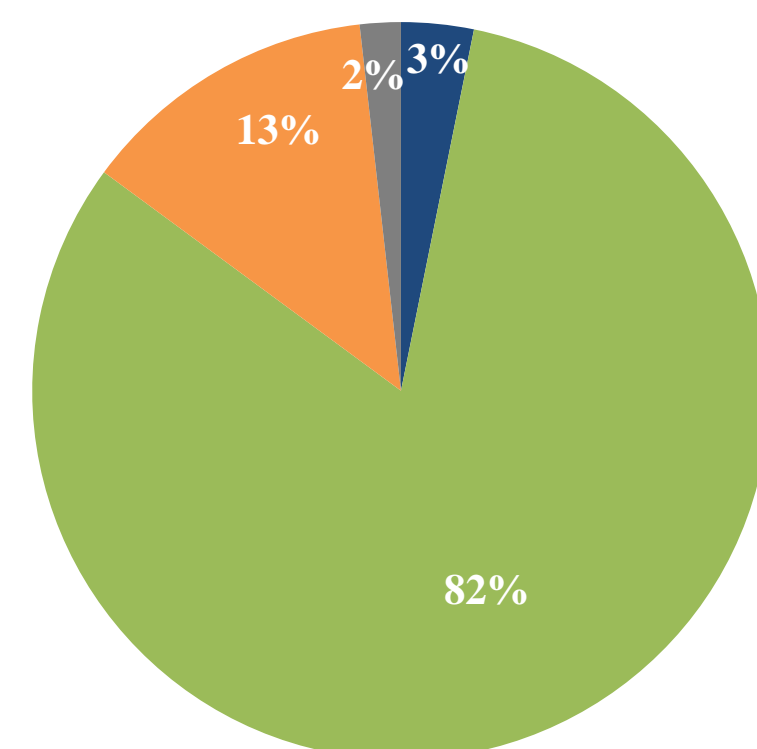
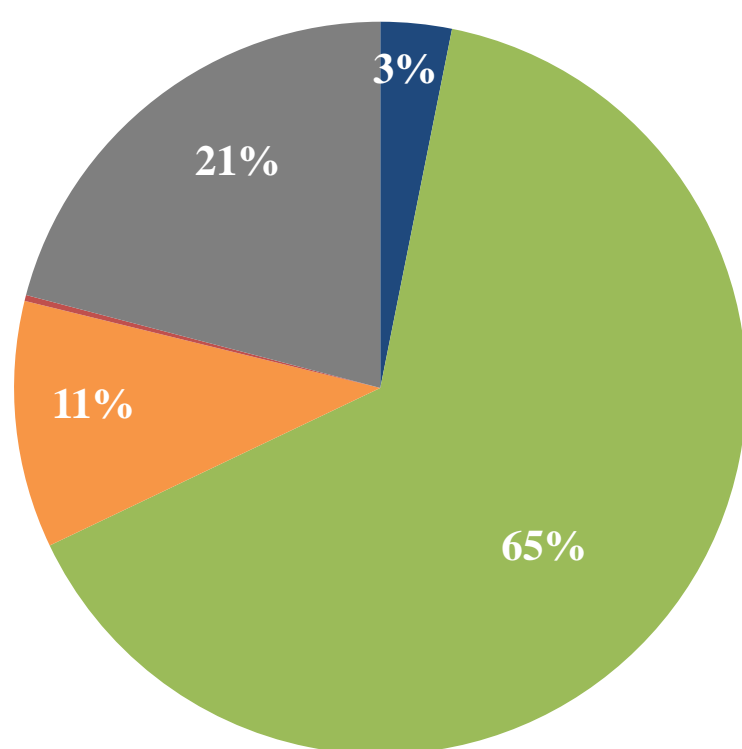


Figure 2. Percentage of circulating virus type by positive influenza cases

Virus type	W33/2020-W47/2021	Last 4 weeks
	Number (%)	Number (%)
Flu A: A(H1N1)pdm09	96 (3)	39 (3)
Flu A: seasonal H3N2	1979 (65)	1006 (82)
Flu A: Unsubtyped	333 (11)	161 (13)
Flu A: H5N1	8 (0)	
Flu B	639 (21)	22 (2)
<b>Total</b>	<b>3055</b>	<b>1228</b>

Table 1. Type and number of influenza viruses detected from W33/2020 to W47/2021 and during the last four weeks

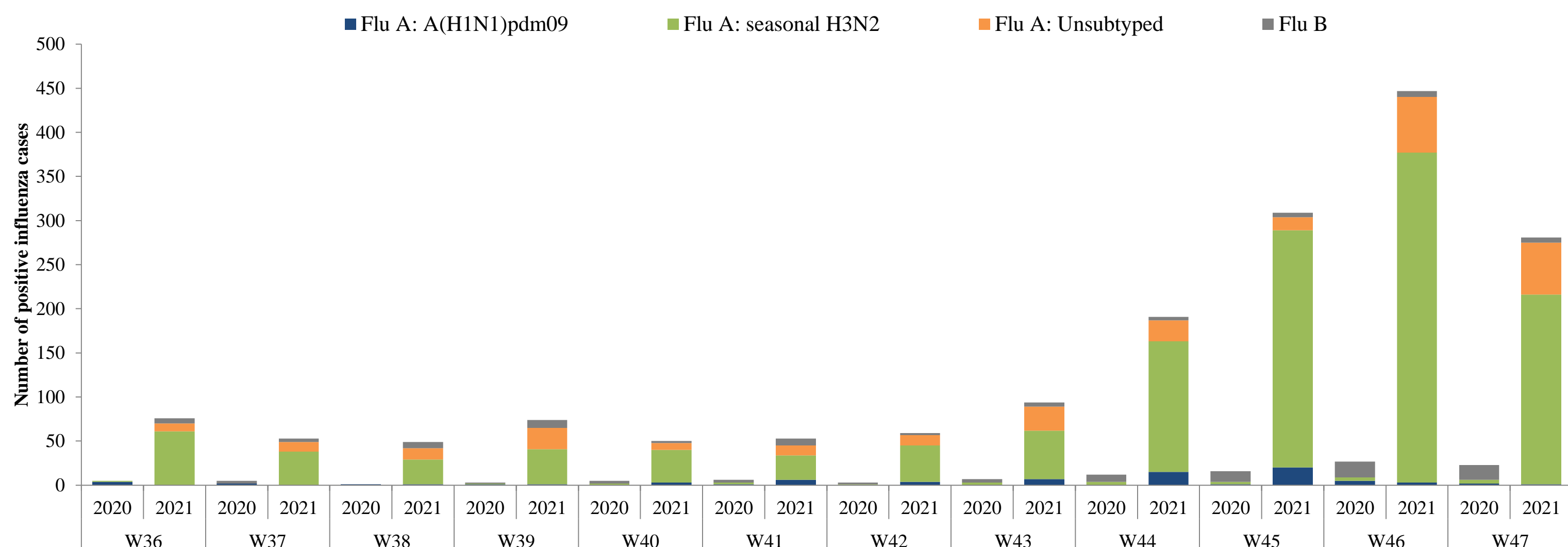


Figure 3. Comparison of respiratory pathogens detected from tested specimens by last 12 weeks

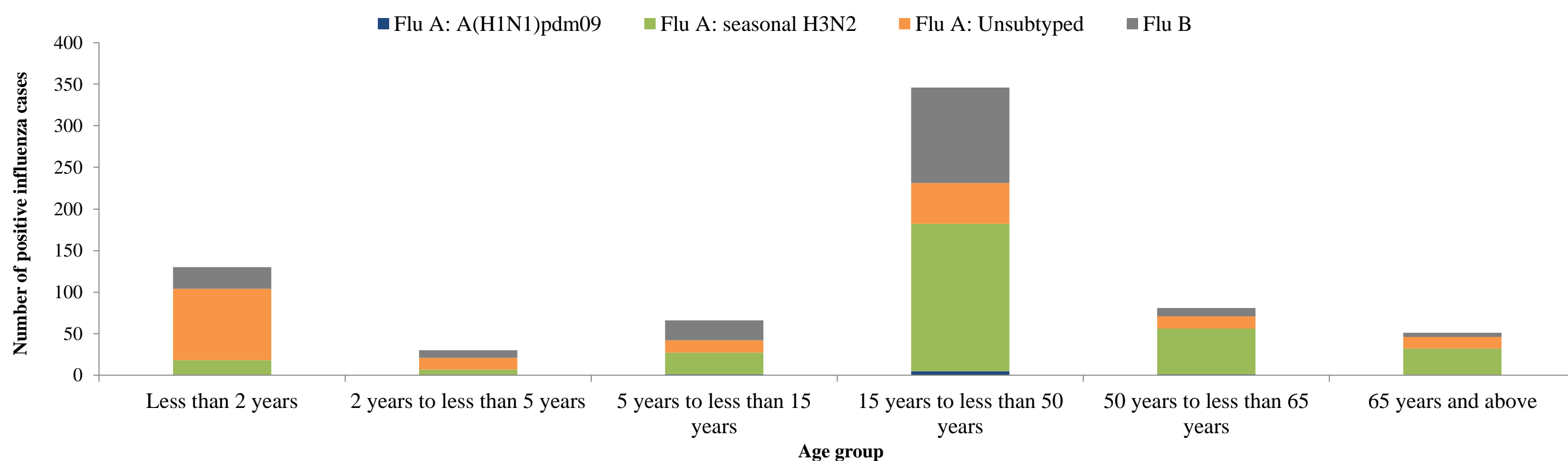


Figure 4. Age group distribution of influenza cases by virus type in the Region from W33/2020 to W47/2021

Country	Number of enrolled cases	Tested cases number (%)	Influenza positive cases number (%)	Positive cases				
				Flu A				Flu B
				Flu A (H1N1)pdm09	Flu A (H3N2)	Flu A (Not-subtyped)	Flu A: H5N1	Number (%)
Afghanistan	2773	2664 (96)	101 (4)	(-)	52 (51)	(-)	(-)	49 (49)
Bahrain	340	333 (98)	10 (3)	(-)	(-)	3 (30)	(-)	7 (70)
Egypt	7131	7131 (100)	305 (4)	(-)	266 (87)	(-)	(-)	39 (13)
Iran (Islamic Republic of)	7095	7095 (100)	696 (10)	(-)	586 (84)	102 (15)	(-)	8 (1)
Iraq	902	902 (100)	26 (3)	(-)	17 (65)	(-)	8 (31)	1 (4)
Jordan	4992	4992 (100)	8 (0)	2 (25)	6 (75)	(-)	(-)	(-)
Kuwait	140	(-)	(-)	(-)	(-)	(-)	(-)	(-)
Lebanon	4011	4011 (100)	102 (3)	(-)	102 (100)	(-)	(-)	(-)
Morocco	122	122 (100)	(-)	(-)	(-)	(-)	(-)	(-)
Oman	5332	5295 (99)	192 (4)	42 (22)	135 (70)	(-)	(-)	15 (8)
Pakistan	8147	8157 (100)	458 (6)	(-)	309 (67)	(-)	(-)	149 (33)
Qatar	9640	9640 (100)	704 (7)	16 (2)	381 (54)	188 (27)	(-)	119 (17)
Saudi Arabia	6066	4242 (70)	135 (3)	1 (1)	(-)	40 (30)	(-)	94 (70)
Sudan	13	13 (100)	(-)	(-)	(-)	(-)	(-)	(-)
Syrian Arab Republic	1069	1068 (100)	33 (3)	(-)	33 (100)	(-)	(-)	(-)
Tunisia	349	349 (100)	(-)	(-)	(-)	(-)	(-)	(-)
United Arab Emirates	1472	1472 (100)	44 (3)	6 (14)	35 (80)	(-)	(-)	3 (7)
<b>Total</b>	<b>59594</b>	<b>57486 (96)</b>	<b>2814 (5)</b>	<b>67 (2)</b>	<b>1922 (68)</b>	<b>333 (12)</b>	<b>8 (0)</b>	<b>484 (17)</b>

Table 2. Reported cases by country during W01-W47/2021

© World Health Organization 2021.

Some rights reserved. This work is available under the Creative Commons Attribution-Non Commercial-Share Alike 3.0 IGO license (CC BY-NC-SA 3.0 IGO; <https://creativecommons.org/licenses/by-nc-sa/3.0/igo>).