



# Influenza situation in the Eastern Mediterranean Region

W46/2021 (from 14/11/2021 to 20/11/2021)

Source of data : **EMFLU Network** and **FLUMART**

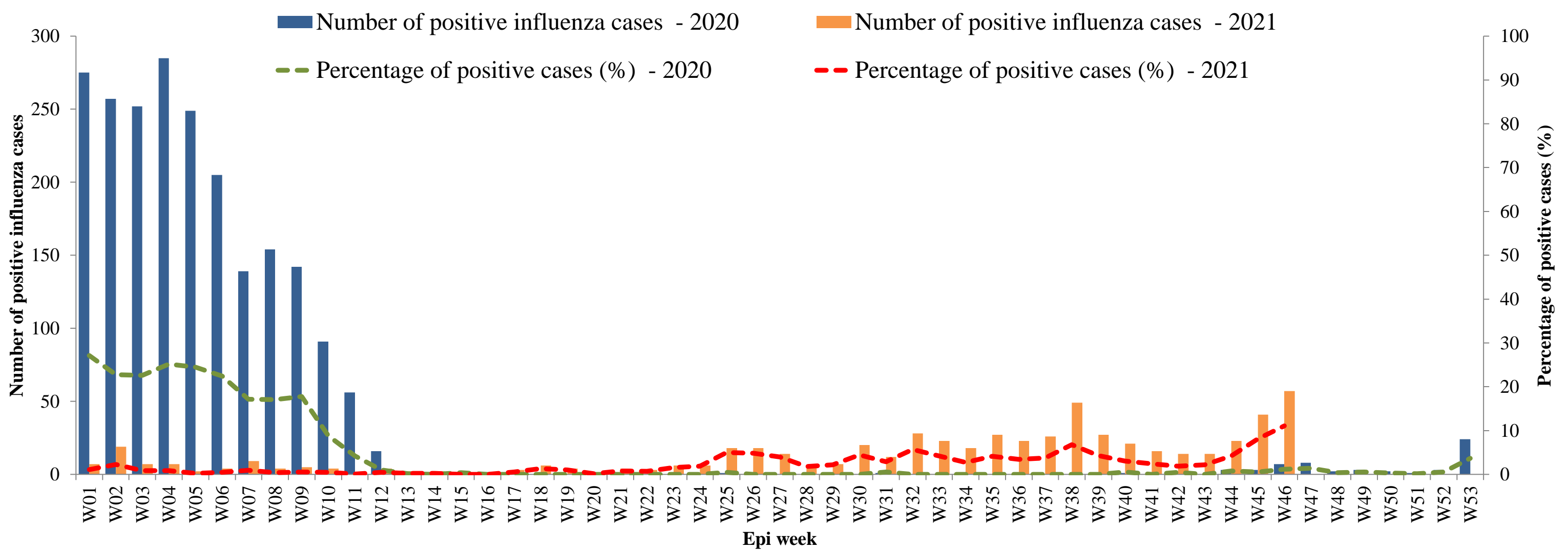


Figure 1. Number of positive influenza cases and influenza positivity rate per week, 2020-2021

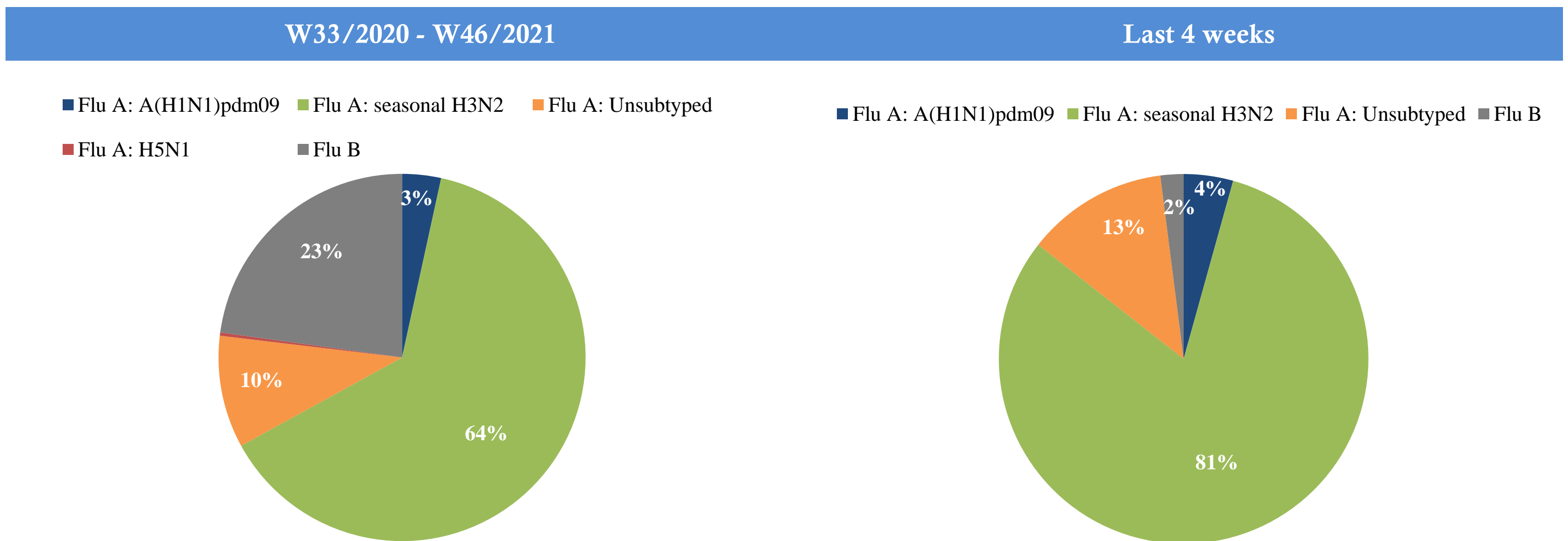


Figure 2. Percentage of circulating virus type by positive influenza cases

Virus type	W33/2020-W46/2021	Last 4 weeks
	Number (%)	Number (%)
Flu A: A(H1N1)pdm09	95 (3)	45 (4)
Flu A: seasonal H3N2	1764 (64)	846 (81)
Flu A: Unsubtyped	274 (10)	129 (12)
Flu A: H5N1	8 (0)	
Flu B	633 (23)	21 (2)
<b>Total</b>	<b>2774</b>	<b>1041</b>

Table 1. Type and number of influenza viruses detected from W33/2020 to W46/2021 and during the last four weeks

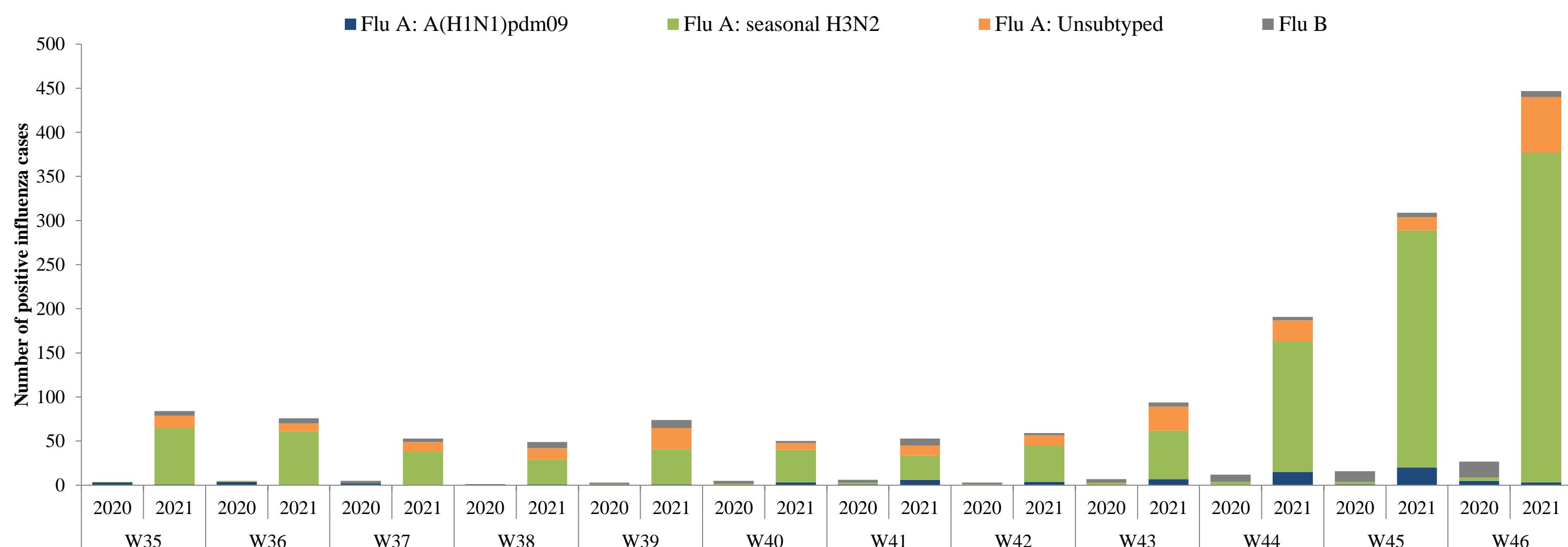


Figure 3. Comparison of respiratory pathogens detected from tested specimens by last 12 weeks

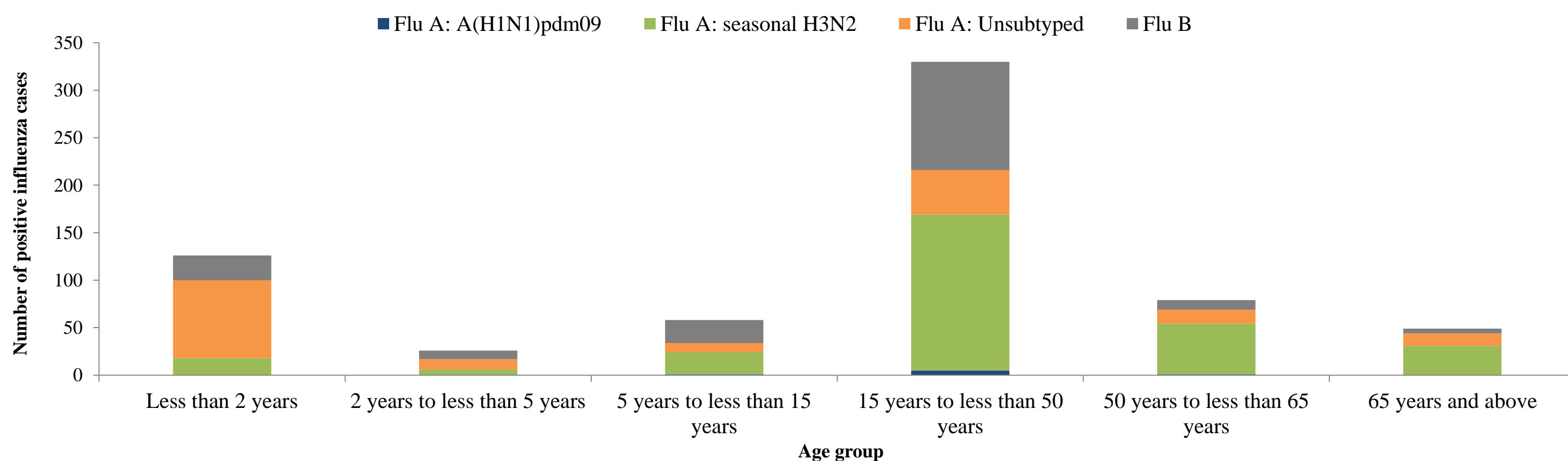


Figure 4. Age group distribution of influenza cases by virus type in the Region from W33/2020 to W46/2021

Country	Number of enrolled cases	Tested cases number (%)	Influenza positive cases number (%)	Positive cases				
				Flu A				Flu B
				Flu A (H1N1)pdm09	Flu A (H3N2)	Flu A (Not-subtyped)	Flu A: H5N1	Number (%)
Afghanistan	2656	2547 (96)	91 (4)	(-)	42 (46)	(-)	(-)	49 (54)
Bahrain	340	333 (98)	10 (3)	(-)	(-)	3 (30)	(-)	7 (70)
Egypt	7131	7131 (100)	305 (4)	(-)	266 (87)	(-)	(-)	39 (13)
Iran (Islamic Republic of)	5864	5864 (100)	549 (9)	(-)	465 (85)	76 (14)	(-)	8 (1)
Iraq	827	827 (100)	18 (2)	(-)	9 (50)	(-)	8 (44)	1 (6)
Jordan	4810	4810 (100)	5 (0)	2 (40)	3 (60)	(-)	(-)	(-)
Kuwait	140	(-)	(-)	(-)	(-)	(-)	(-)	(-)
Lebanon	3627	3627 (100)	78 (2)	(-)	78 (100)	(-)	(-)	(-)
Morocco	122	122 (100)	(-)	(-)	(-)	(-)	(-)	(-)
Oman	5332	5295 (99)	192 (4)	42 (22)	135 (70)	(-)	(-)	15 (8)
Pakistan	7758	7768 (100)	431 (6)	(-)	282 (65)	(-)	(-)	149 (35)
Qatar	9172	9172 (100)	666 (7)	15 (2)	367 (55)	170 (26)	(-)	114 (17)
Saudi Arabia	6053	4239 (70)	119 (3)	1 (1)	(-)	25 (21)	(-)	93 (78)
Sudan	13	13 (100)	(-)	(-)	(-)	(-)	(-)	(-)
Syrian Arab Republic	1069	1068 (100)	33 (3)	(-)	33 (100)	(-)	(-)	(-)
Tunisia	299	299 (100)	(-)	(-)	(-)	(-)	(-)	(-)
United Arab Emirates	1379	1379 (100)	36 (3)	6 (17)	27 (75)	(-)	(-)	3 (8)
<b>Total</b>	<b>56592</b>	<b>54494 (96)</b>	<b>2533 (5)</b>	<b>66 (3)</b>	<b>1707 (67)</b>	<b>274 (11)</b>	<b>8 (0)</b>	<b>478 (19)</b>

Table 2. Reported cases by country during W01-W46/2021

© World Health Organization 2021.

Some rights reserved. This work is available under the Creative Commons Attribution-Non Commercial-Share Alike 3.0 IGO license (CC BY-NC-SA 3.0 IGO; <https://creativecommons.org/licenses/by-nc-sa/3.0/igo>).