



Influenza situation in the Eastern Mediterranean Region

W45/2021 (from 07/11/2021 to 13/11/2021)

Source of data : EMFLU Network and FLUMART

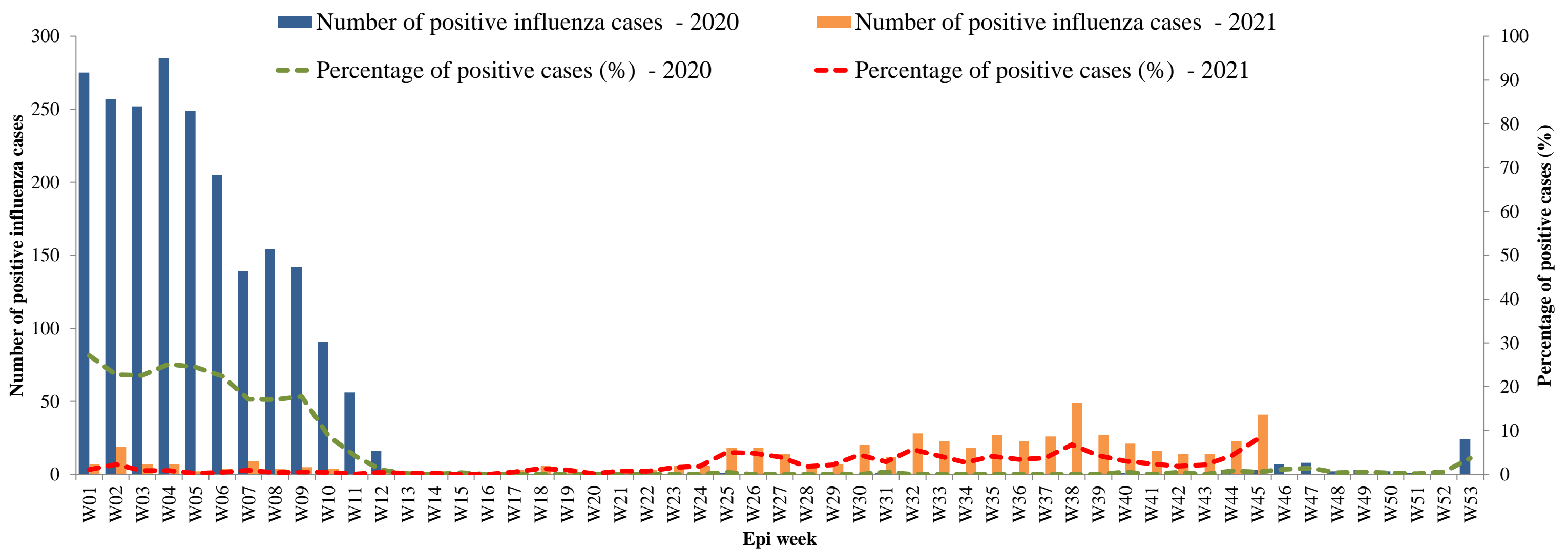


Figure 1. Number of positive influenza cases and influenza positivity rate per week, 2020-2021

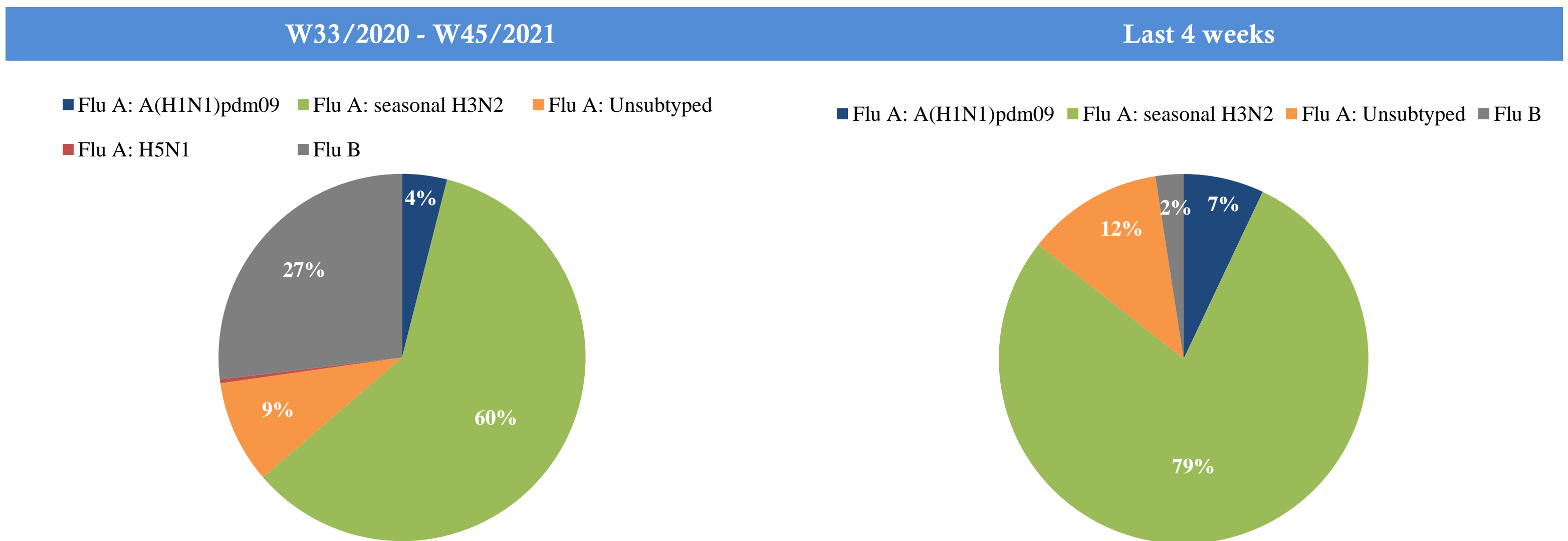


Figure 2. Percentage of circulating virus type by positive influenza cases

Virus type	W33/2020-W45/2021	Last 4 weeks
	Number (%)	Number (%)
Flu A: A(H1N1)pdm09	92 (4)	46 (7)
Flu A: seasonal H3N2	1390 (60)	513 (79)
Flu A: Unsubtyped	211 (9)	78 (12)
Flu A: H5N1	8 (0)	
Flu B	626 (27)	16 (2)
Total	2327	653

Table 1. Type and number of influenza viruses detected from W33/2020 to W45/2021 and during the last four weeks

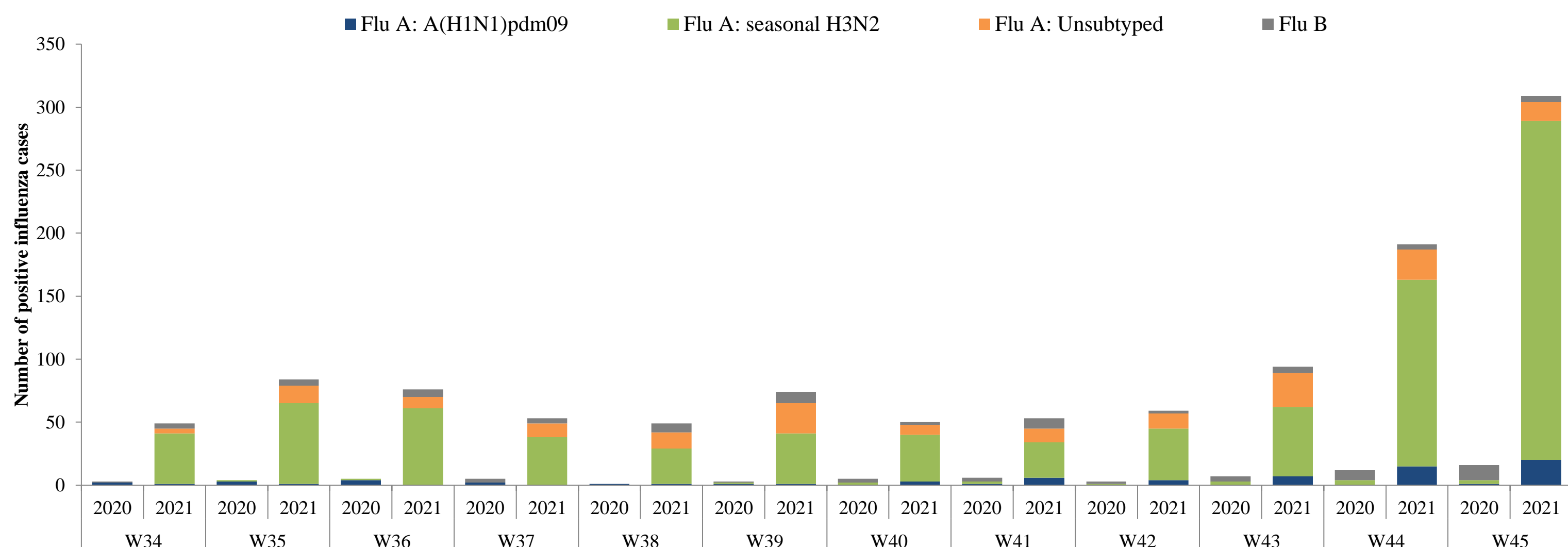


Figure 3. Comparison of respiratory pathogens detected from tested specimens by last 12 weeks

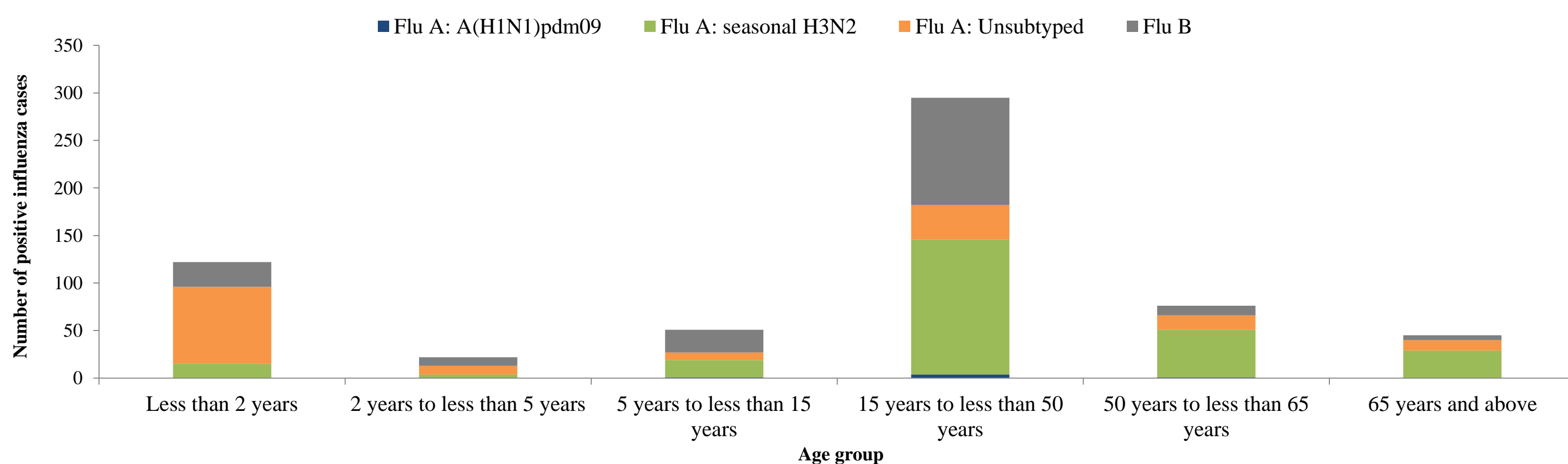


Figure. 4 Age group distribution of influenza cases by virus type in the Region from W33/2020 to W45/2021

Country	Number of enrolled cases	Tested cases number (%)	Influenza positive cases number (%)	Positive cases				
				Flu A				Flu B
				Flu A (H1N1)pdm09	Flu A (H3N2)	Flu A (Not-subtyped)	Flu A: H5N1	Number (%)
Afghanistan	2604	2495 (96)	81 (3)	(-)	32 (40)	(-)	(-)	49 (60)
Bahrain	340	333 (98)	10 (3)	(-)	(-)	3 (30)	(-)	7 (70)
Egypt	7131	7131 (100)	305 (4)	(-)	266 (87)	(-)	(-)	39 (13)
Iran (Islamic Republic of)	3633	3633 (100)	222 (6)	(-)	192 (86)	25 (11)	(-)	5 (2)
Iraq	745	745 (100)	14 (2)	(-)	5 (36)	(-)	8 (57)	1 (7)
Jordan	4657	4657 (100)	3 (0)	1 (33)	2 (67)	(-)	(-)	(-)
Kuwait	140	(-)	(-)	(-)	(-)	(-)	(-)	(-)
Lebanon	3450	3450 (100)	65 (2)	(-)	65 (100)	(-)	(-)	(-)
Morocco	122	122 (100)	(-)	(-)	(-)	(-)	(-)	(-)
Oman	5332	5295 (99)	192 (4)	42 (22)	135 (70)	(-)	(-)	15 (8)
Pakistan	7383	7393 (100)	394 (5)	(-)	245 (62)	(-)	(-)	149 (38)
Qatar	8736	8736 (100)	641 (7)	15 (2)	355 (55)	159 (25)	(-)	112 (17)
Saudi Arabia	6044	4235 (70)	117 (3)	1 (1)	(-)	24 (21)	(-)	92 (79)
Sudan	13	13 (100)	(-)	(-)	(-)	(-)	(-)	(-)
Syrian Arab Republic	1039	1038 (100)	18 (2)	(-)	18 (100)	(-)	(-)	(-)
Tunisia	280	280 (100)	(-)	(-)	(-)	(-)	(-)	(-)
United Arab Emirates	1295	1295 (100)	24 (2)	4 (17)	18 (75)	(-)	(-)	2 (8)
Total	52944	50851 (96)	2086 (4)	63 (3)	1333 (64)	211 (10)	8 (0)	471 (23)

Table 2. Reported cases by country during W01-W45/2021

© World Health Organization 2021.

Some rights reserved. This work is available under the Creative Commons Attribution-Non Commercial-Share Alike 3.0 IGO license (CC BY-NC-SA 3.0 IGO; <https://creativecommons.org/licenses/by-nc-sa/3.0/igo>).