

COVID-19 MONTHLY UPDATE | OCTOBER 2021

Highlights

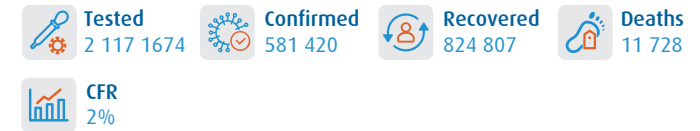
- In October 2021, a total of 581 420 COVID-19 cases were reported from the 22 countries of the Eastern Mediterranean Region. There was an 90% decrease in overall reported cases as compared to the previous month when it was 1 105 965. The highest number of cases was reported from Islamic Republic of Iran followed by Iraq and Jordan.
- During October 2021, a total of 11 728 related deaths were reported from the Region with Islamic Republic of Iran reporting the highest number of deaths followed by Egypt and Iraq. There was an 87% decrease in reported deaths compared to the previous month when it was 21 913.
- Only four of the 22 countries in the Region reported an increase in COVID-19 cases and deaths during the month of October as compared to September.
- Since the start of the pandemic, a total of 16 394 731 confirmed COVID-19 cases including 301 970 related deaths were reported from the 22 countries (case-fatality ratio of 1.8%).
- 21 countries have reported one or more new variants of concern in the Region: Alpha in 21 countries, Beta in 18 countries, Gamma in 5 countries and Delta in 16 countries.
- Vaccination continues across the Region. The total number of doses administered so far in the 22 countries is 384 372 135.

COVID-19 cases and deaths by EMR Countries, 29 January 2020 to 31 October 2021

Countries	July		Cumulative figures			Trend*
	New cases	New deaths	Cases	Deaths	CFR%	
Afghanistan	1056	72	156 307	7281	4.7	↓
Bahrain	1772	4	276 874	1393	0.5	↓
Djibouti	667	14	13 482	181	1	↓
Egypt	26 493	1320	331 968	18 711	5.6	↑
Islamic Republic of Iran	337 598	5875	5 944 599	126 616	2.1	↓
Iraq	51 945	910	2 057 716	23 223	1.1	↓
Jordan	38 622	320	864 661	11 052	1.3	↑
Kuwait	1023	12	412 708	2462	1	↓
Lebanon	17 794	177	642 225	8509	1.3	↓
Libya	16 873	458	358 463	5139	1	↓
Morocco	13 074	401	946 283	14 678	1.6	↓
Occupied Palestinian territory	19 710	315	454 172	4689	1.0	↓
Oman	522	15	304 308	4111	1.4	↓
Pakistan	27 022	671	1 274 017	28 466	2.2	↓
Qatar	2604	4	239 508	611	0.3	↓
Saudi Arabia	1483	78	548 711	8798	1.6	↓
Somalia	2018	97	21 998	1208	5	↓
Sudan	2109	119	40 433	2995	7.4	↑
Syrian Arab Republic	9199	319	43 666	2576	5.9	↑
Tunisia	5199	340	712 776	25 244	3.5	↓
United Arab Emirates	3913	39	740 057	2137	0.3	↓
Yemen	724	168	9799	1890	19.3	↓
Total	581 420	11 728	16 394 731	301 970	1.8	↓

*trend refers to % changes in the cases compared to previous month

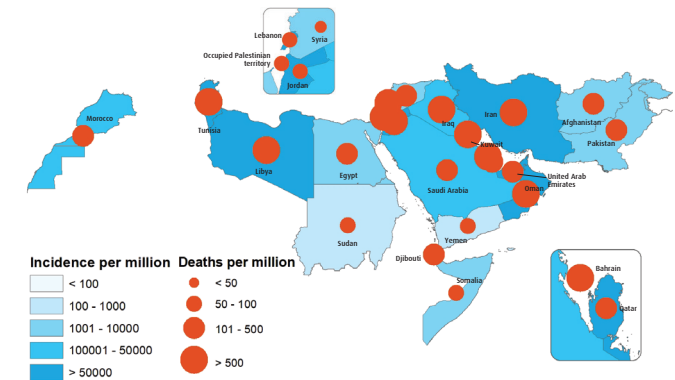
Key figures, October 2021



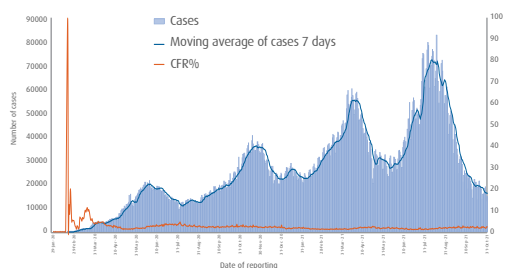
Cumulative key figures, 29 January 2020 to 31 October 2021



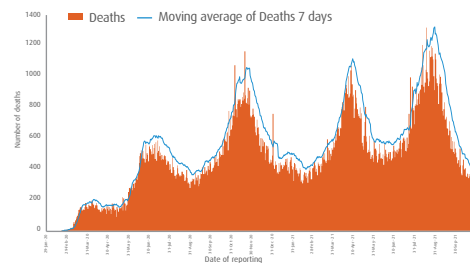
COVID-19 cases and deaths per million population in EMR, 29 January 2020 to 31 October 2021



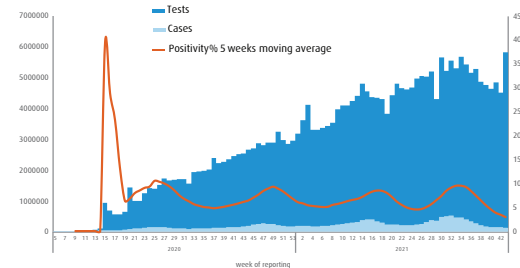
Distribution of weekly COVID-19 tested in EMR, 29 January 2020 to 31 October 2021



Distribution of daily deaths in EMR, 29 January 2020 to 31 October 2021



Distribution of weekly COVID-19 tested in EMR, 29 January 2020 to 31 October 2021



Distribution of COVID-19 cases by age and gender in EMR, 29 January 2020 to 31 October 2021

