

Influenza situation in the Eastern Mediterranean Region

W44/2021 (from 31/10/2021 to 06/11/2021)

Source of data : **EMFLU Network** and **FLUMART**

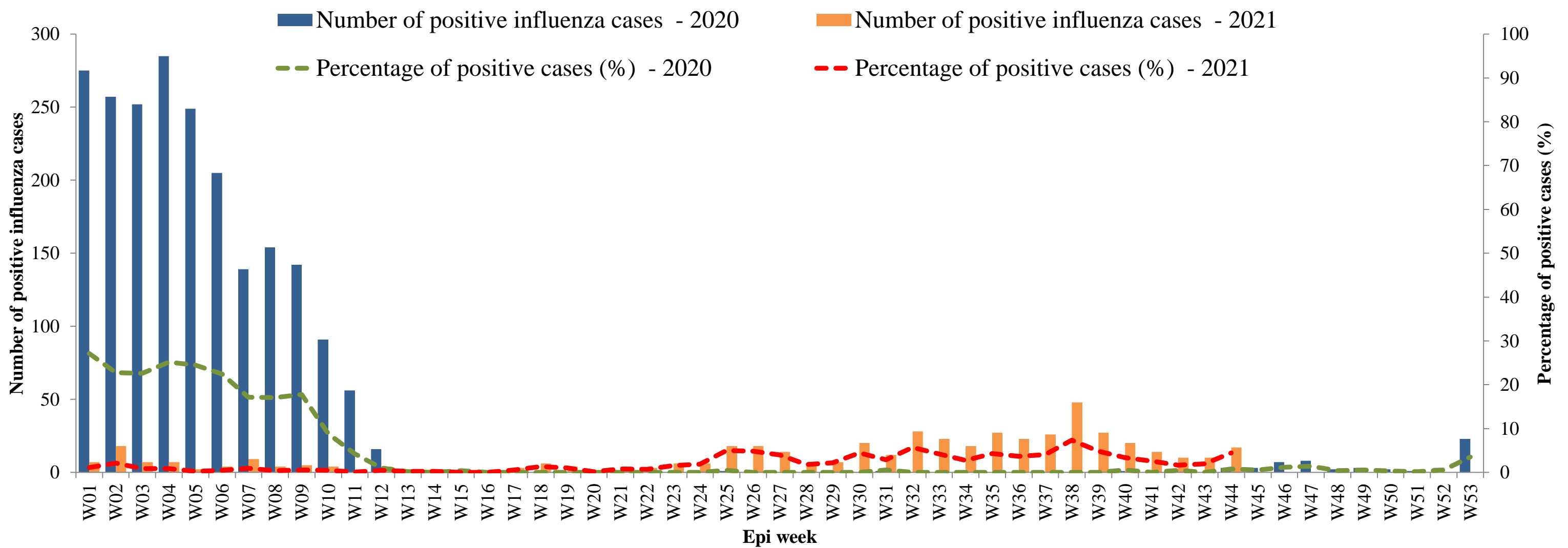


Figure 1. Number of positive influenza cases and influenza positivity rate per week, 2020-2021

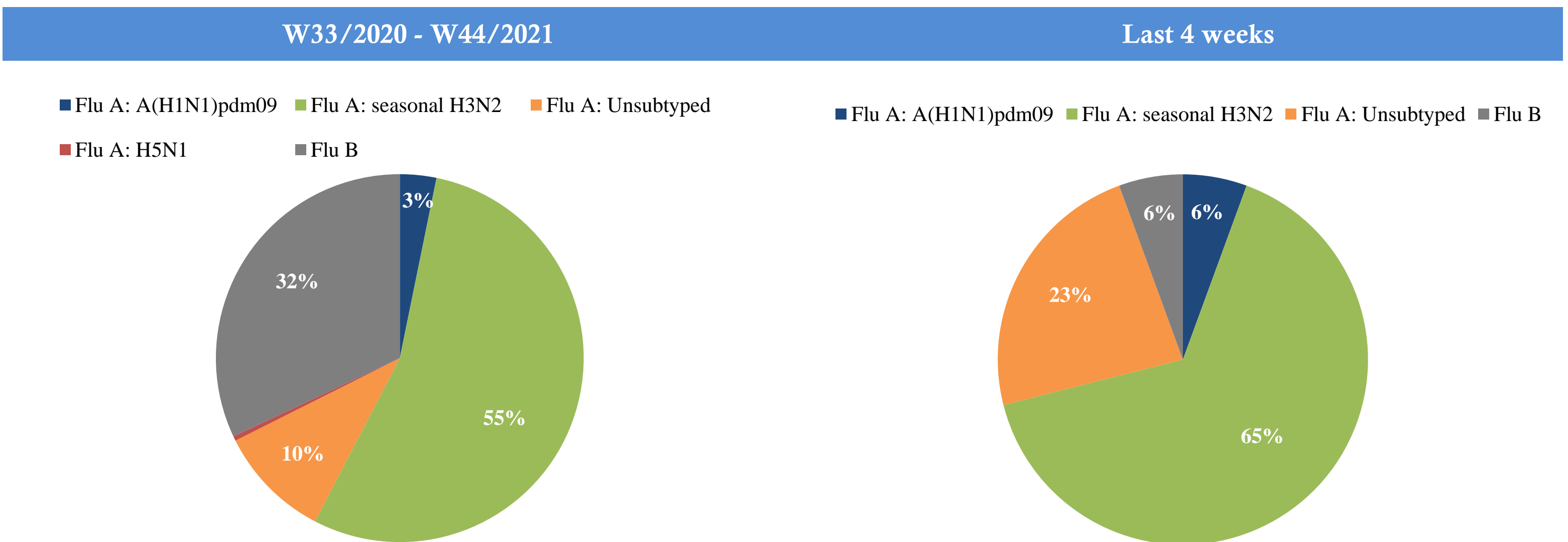


Figure 2. Percentage of circulating virus type by positive influenza cases

Virus type	W33/2020-W44/2021	Last 4 weeks
	Number (%)	Number (%)
Flu A: A(H1N1)pdm09	62 (3)	17 (6)
Flu A: seasonal H3N2	1053 (54)	199 (65)
Flu A: Unsubtyped	193 (10)	71 (23)
Flu A: H5N1	8 (0)	
Flu B	619 (32)	17 (6)
Total	1935	304

Table 1. Type and number of influenza viruses detected from W33/2020 to W44/2021 and during the last four weeks

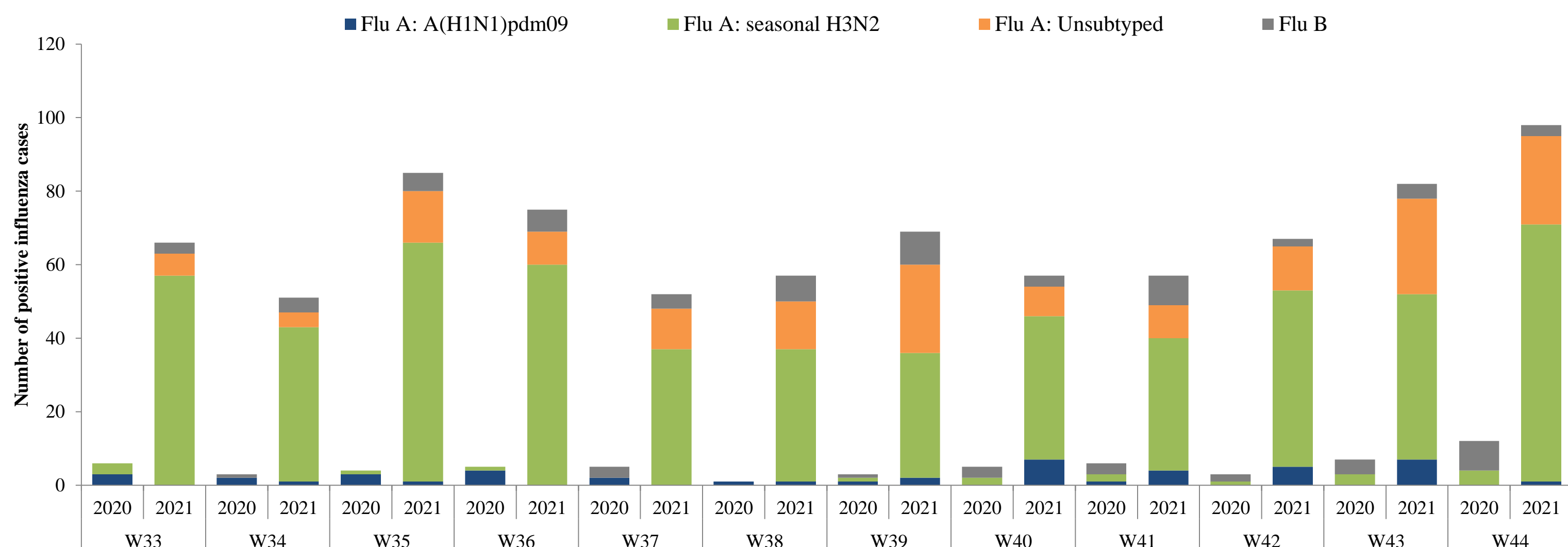


Figure 3. Comparison of respiratory pathogens detected from tested specimens by last 12 weeks

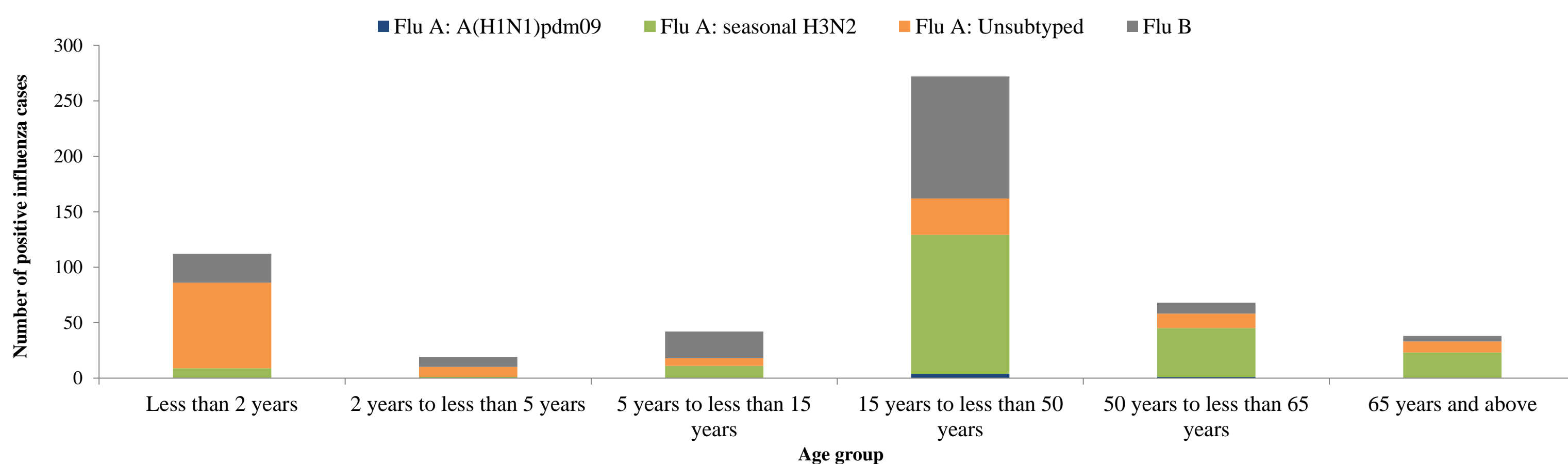


Figure. 4 Age group distribution of influenza cases by virus type in the Region from W33/2020 to W44/2021

Country	Number of enrolled cases	Tested cases number (%)	Influenza positive cases number (%)	Positive cases				
				Flu A				Flu B
				Flu A (H1N1)pdm09	Flu A (H3N2)	Flu A (Not-subtyped)	Flu A: H5N1	Number (%)
Afghanistan	2501	2266 (91)	66 (3)	(-)	17 (26)	(-)	(-)	49 (74)
Bahrain	321	314 (98)	8 (3)	(-)	(-)	1 (13)	(-)	7 (88)
Egypt	7107	7107 (100)	305 (4)	(-)	266 (87)	(-)	(-)	39 (13)
Iran (Islamic Republic of)	2345	2345 (100)	84 (4)	(-)	59 (70)	22 (26)	(-)	3 (4)
Iraq	705	705 (100)	10 (1)	(-)	1 (10)	(-)	8 (80)	1 (10)
Jordan	3399	3399 (100)	1 (0)	(-)	1 (100)	(-)	(-)	(-)
Kuwait	140	(-)	(-)	(-)	(-)	(-)	(-)	(-)
Lebanon	3319	3319 (100)	45 (1)	(-)	45 (100)	(-)	(-)	(-)
Morocco	122	122 (100)	(-)	(-)	(-)	(-)	(-)	(-)
Oman	5122	5086 (99)	120 (2)	17 (14)	90 (75)	(-)	(-)	13 (11)
Pakistan	6372	6382 (100)	303 (5)	(-)	154 (51)	(-)	(-)	149 (49)
Qatar	8338	8338 (100)	617 (7)	14 (2)	344 (56)	148 (24)	(-)	111 (18)
Saudi Arabia	6032	4231 (70)	114 (3)	1 (1)	(-)	22 (19)	(-)	91 (80)
Sudan	13	13 (100)	(-)	(-)	(-)	(-)	(-)	(-)
Syrian Arab Republic	919	918 (100)	5 (1)	(-)	5 (100)	(-)	(-)	(-)
Tunisia	216	216 (100)	(-)	(-)	(-)	(-)	(-)	(-)
United Arab Emirates	1203	1203 (100)	17 (1)	1 (6)	14 (82)	(-)	(-)	2 (12)
Total	48174	45964 (95)	1695 (4)	33 (2)	996 (59)	193 (11)	8 (0)	465 (27)

Table 2. Reported cases by country during W01-W44/2021

© World Health Organization 2021.

Some rights reserved. This work is available under the Creative Commons Attribution-Non Commercial-Share Alike 3.0 IGO license (CC BY-NC-SA 3.0 IGO; <https://creativecommons.org/licenses/by-nc-sa/3.0/igo>).