



Influenza situation in the Eastern Mediterranean Region

W43/2021 (from 24/10/2021 to 30/10/2021)

Source of data : **EMFLU Network** and **FLUMART**

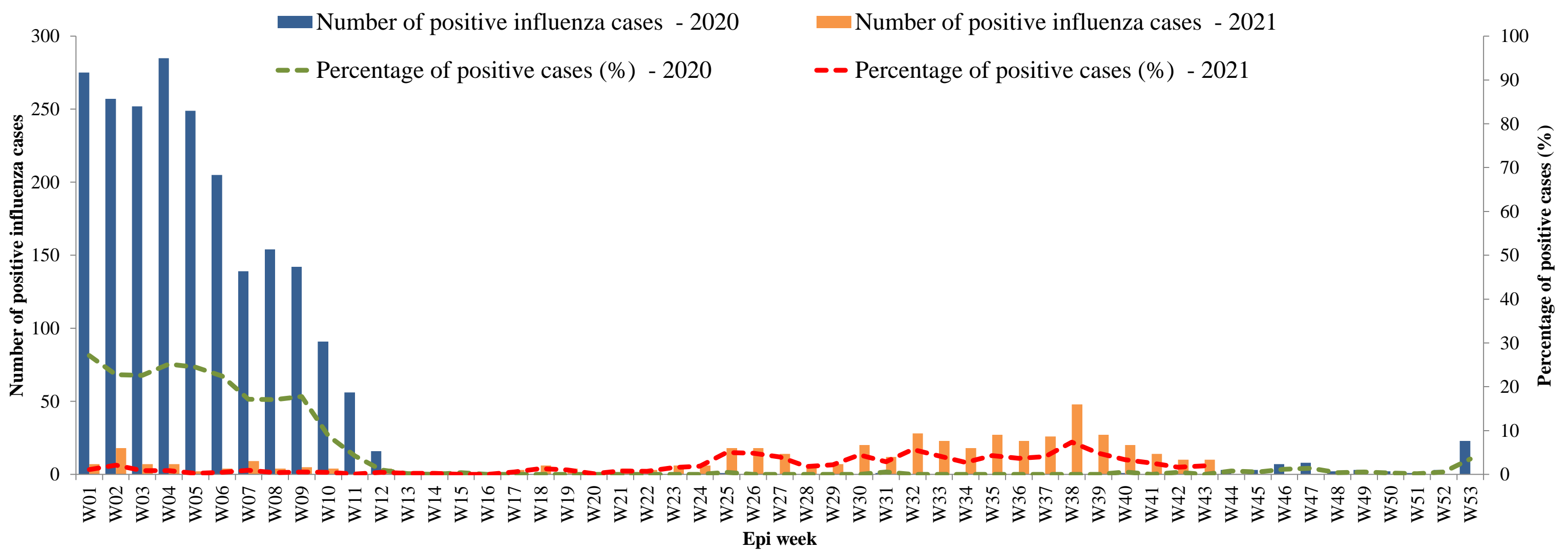


Figure 1. Number of positive influenza cases and influenza positivity rate per week, 2020-2021

W33/2020 - W43/2021

Last 4 weeks

■ Flu A: A(H1N1)pdm09 ■ Flu A: seasonal H3N2 ■ Flu A: Unsubtyped
■ Flu A: H5N1 ■ Flu B

■ Flu A: A(H1N1)pdm09 ■ Flu A: seasonal H3N2 ■ Flu A: Unsubtyped ■ Flu B

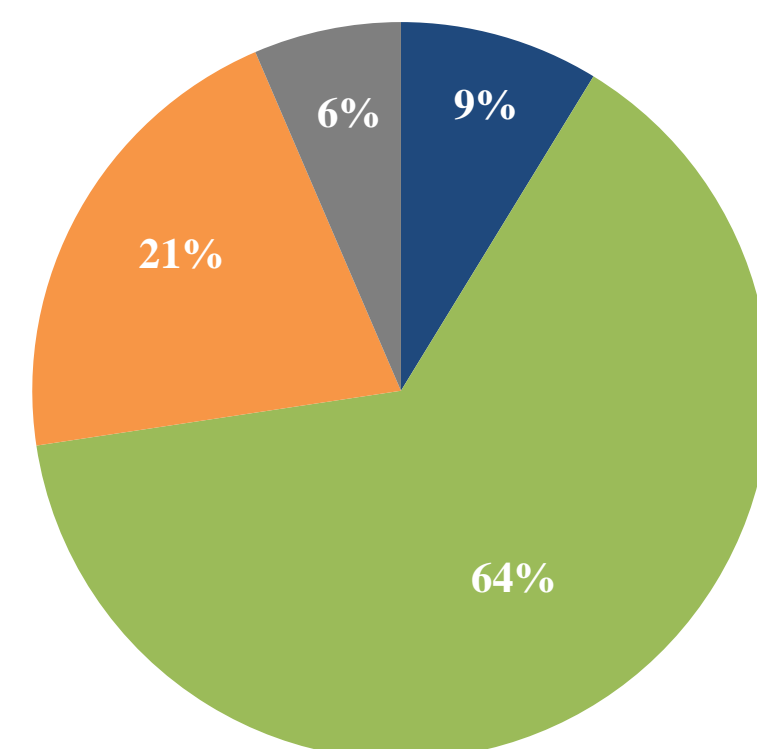
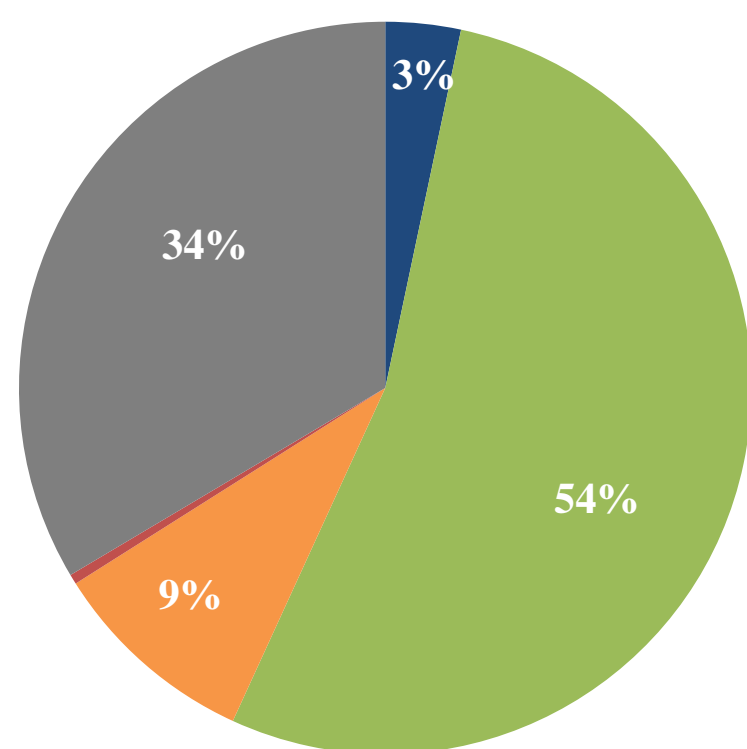


Figure 2. Percentage of circulating virus type by positive influenza cases

Virus type	W33/2020-W43/2021	Last 4 weeks
	Number (%)	Number (%)
Flu A: A(H1N1)pdm09	61 (3)	23 (9)
Flu A: seasonal H3N2	983 (54)	168 (64)
Flu A: Unsubtyped	169 (9)	55 (21)
Flu A: H5N1	8 (0)	
Flu B	616 (34)	17 (6)
Total	1837	263

Table 1. Type and number of influenza viruses detected from W33/2020 to W43/2021 and during the last four weeks

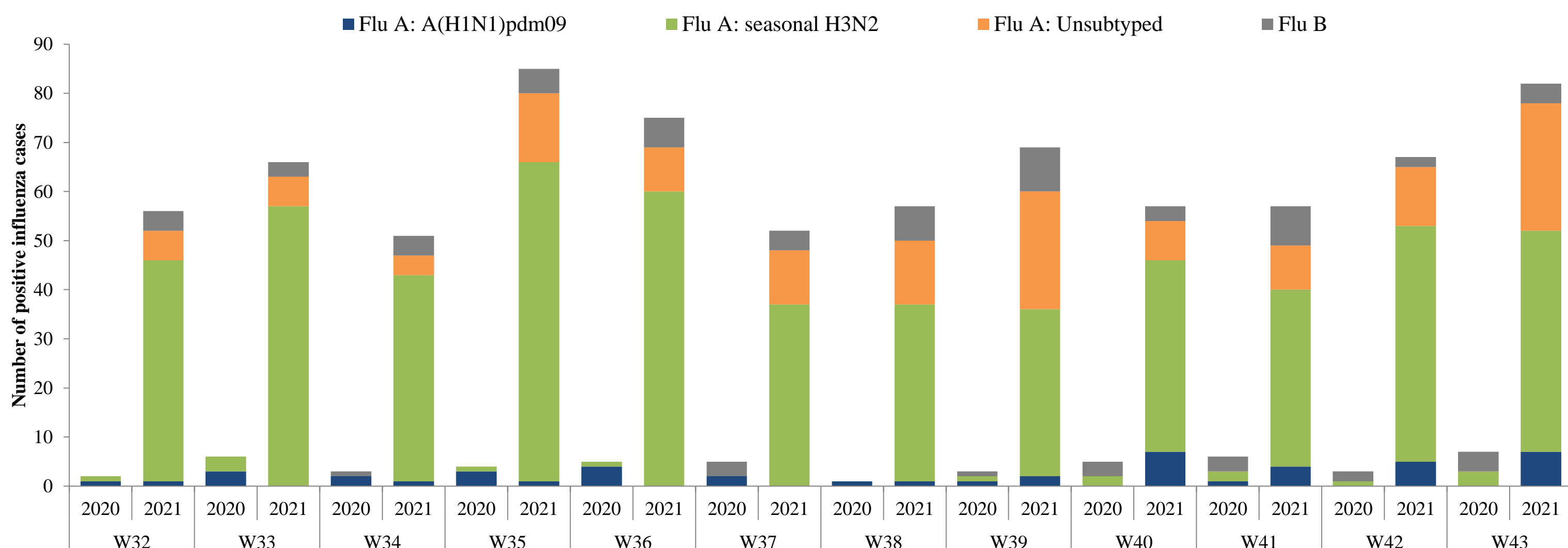


Figure 3. Comparison of respiratory pathogens detected from tested specimens by last 12 weeks

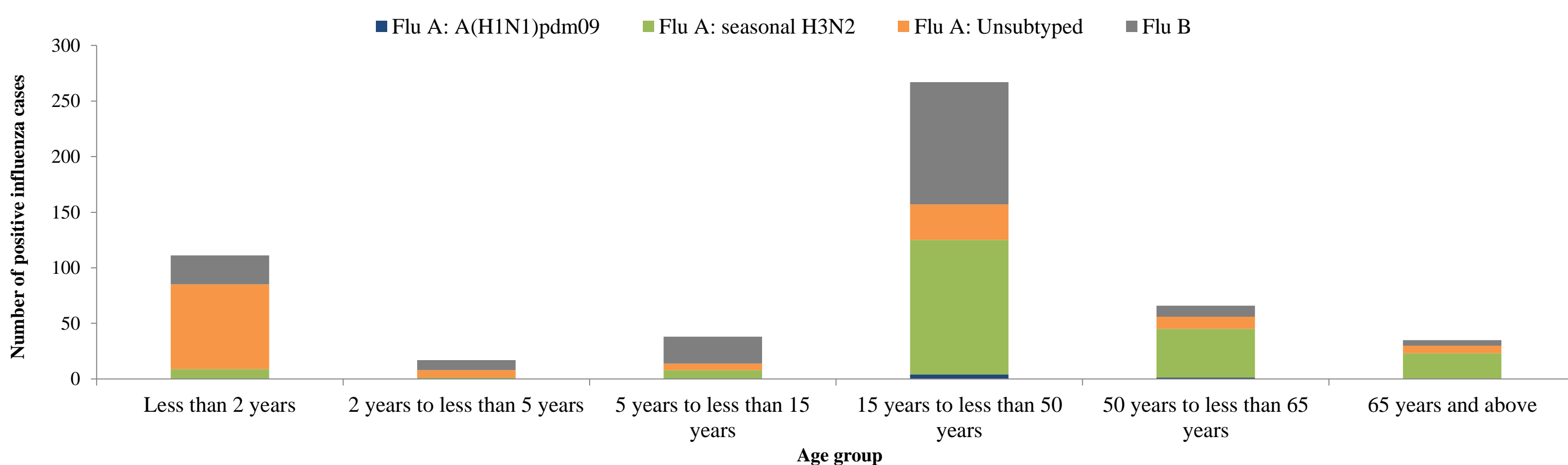


Figure. 4 Age group distribution of influenza cases by virus type in the Region from W33/2020 to W43/2021

Country	Number of enrolled cases	Tested cases number (%)	Influenza positive cases number (%)	Positive cases				
				Flu A				Flu B
				Flu A (H1N1)pdm09	Flu A (H3N2)	Flu A (Not-subtyped)	Flu A: H5N1	Number (%)
Afghanistan	2434	2266 (93)	66 (3)	(-)	17 (26)	(-)	(-)	49 (74)
Bahrain	321	314 (98)	8 (3)	(-)	(-)	1 (13)	(-)	7 (88)
Egypt	6934	6934 (100)	305 (4)	(-)	266 (87)	(-)	(-)	39 (13)
Iran (Islamic Republic of)	1762	1762 (100)	31 (2)	(-)	16 (52)	12 (39)	(-)	3 (10)
Iraq	705	705 (100)	10 (1)	(-)	1 (10)	(-)	8 (80)	1 (10)
Jordan	3397	3397 (100)	1 (0)	(-)	1 (100)	(-)	(-)	(-)
Kuwait	140	(-)	(-)	(-)	(-)	(-)	(-)	(-)
Lebanon	3198	3198 (100)	36 (1)	(-)	36 (100)	(-)	(-)	(-)
Morocco	122	122 (100)	(-)	(-)	(-)	(-)	(-)	(-)
Oman	5122	5086 (99)	120 (2)	17 (14)	90 (75)	(-)	(-)	13 (11)
Pakistan	6372	6382 (100)	303 (5)	(-)	154 (51)	(-)	(-)	149 (49)
Qatar	7857	7857 (100)	587 (7)	13 (2)	331 (56)	135 (23)	(-)	108 (18)
Saudi Arabia	6025	4229 (70)	113 (3)	1 (1)	(-)	21 (19)	(-)	91 (81)
Sudan	13	13 (100)	(-)	(-)	(-)	(-)	(-)	(-)
Syrian Arab Republic	917	916 (100)	5 (1)	(-)	5 (100)	(-)	(-)	(-)
Tunisia	216	216 (100)	(-)	(-)	(-)	(-)	(-)	(-)
United Arab Emirates	1143	1143 (100)	12 (1)	1 (8)	9 (75)	(-)	(-)	2 (17)
Total	46678	44540 (95)	1597 (4)	32 (2)	926 (58)	169 (11)	8 (1)	462 (29)

Table 2. Reported cases by country during W01-W43/2021

© World Health Organization 2021.

Some rights reserved. This work is available under the Creative Commons Attribution-Non Commercial-Share Alike 3.0 IGO license (CC BY-NC-SA 3.0 IGO; <https://creativecommons.org/licenses/by-nc-sa/3.0/igo>).