



Influenza situation in the Eastern Mediterranean Region

W42/2021 (from 17/10/2021 to 23/10/2021)

Source of data : **EMFLU Network** and **FLUMART**

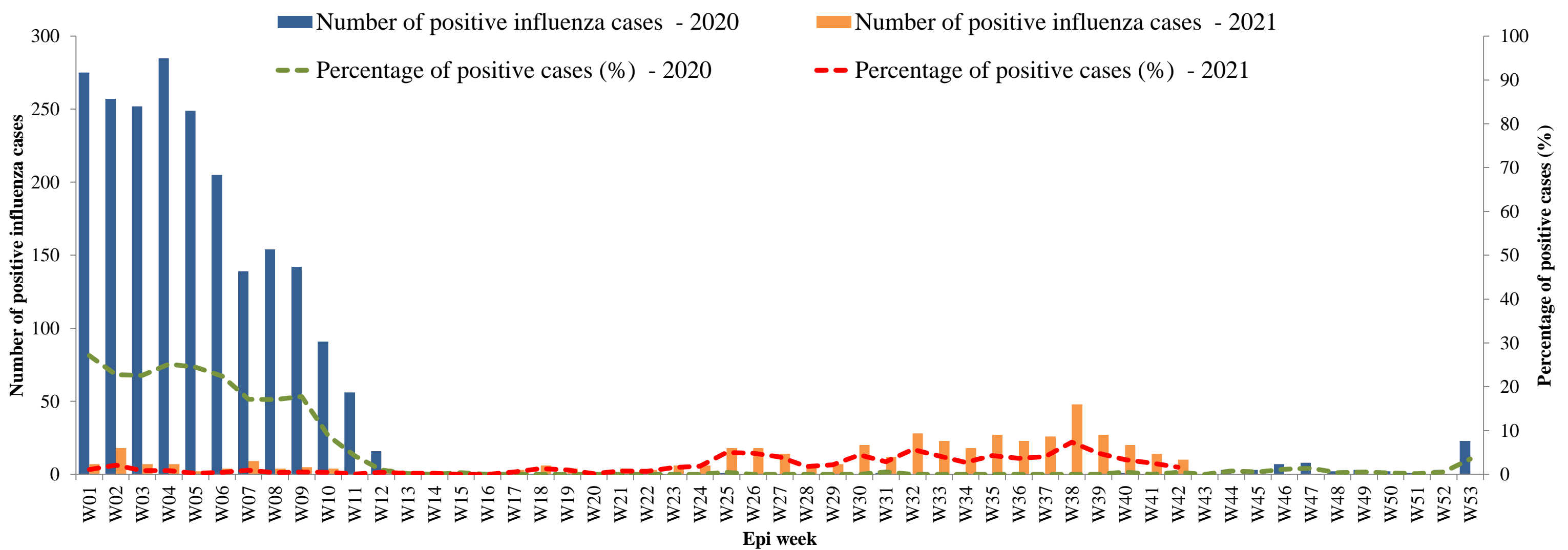


Figure 1. Number of positive influenza cases and influenza positivity rate per week, 2020-2021

W33/2020 - W42/2021

Last 4 weeks

■ Flu A: A(H1N1)pdm09 ■ Flu A: seasonal H3N2 ■ Flu A: Unsubtyped
■ Flu A: H5N1 ■ Flu B

■ Flu A: A(H1N1)pdm09 ■ Flu A: seasonal H3N2 ■ Flu A: Unsubtyped ■ Flu B

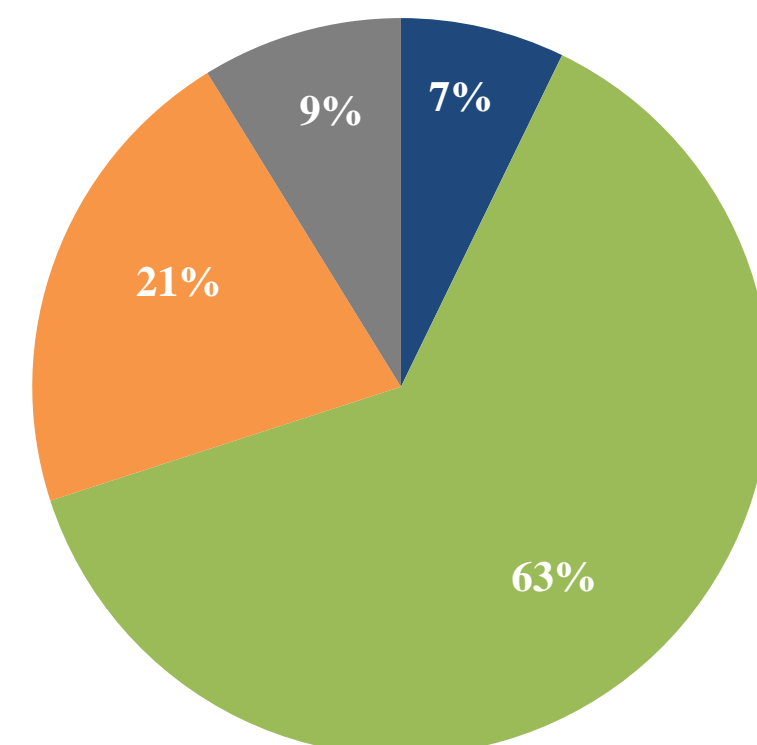
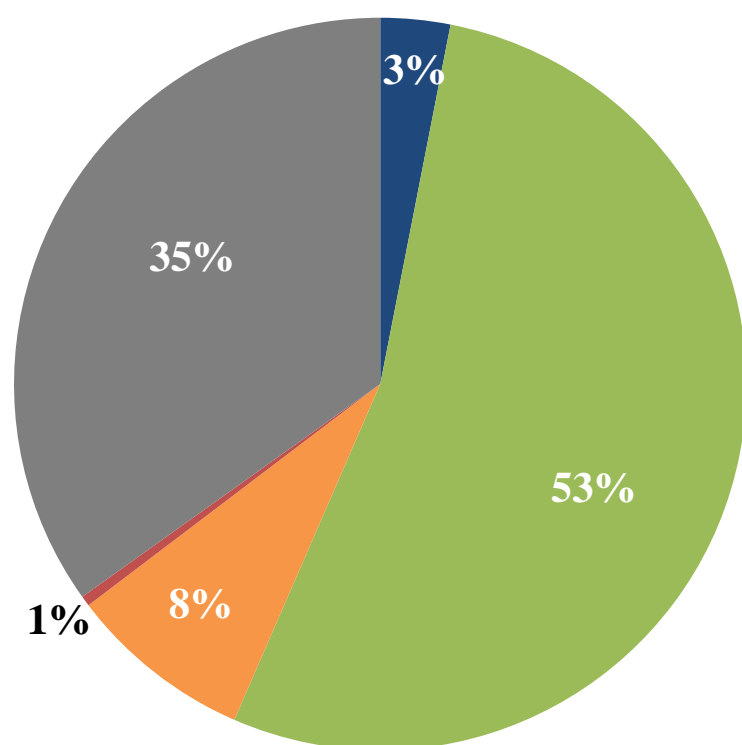


Figure 2. Percentage of circulating virus type by positive influenza cases

| Virus type | W33/2020-W42/2021 | Last 4 weeks |
|----------------------|-------------------|--------------|
| | Number (%) | Number (%) |
| Flu A: A(H1N1)pdm09 | 54 (3) | 18 (7) |
| Flu A: seasonal H3N2 | 938 (53) | 157 (63) |
| Flu A: Unsubtyped | 143 (8) | 53 (21) |
| Flu A: H5N1 | 8 (0) | |
| Flu B | 612 (35) | 22 (9) |
| Total | 1755 | 250 |

Table 1. Type and number of influenza viruses detected from W33/2020 to W42/2021 and during the last four weeks

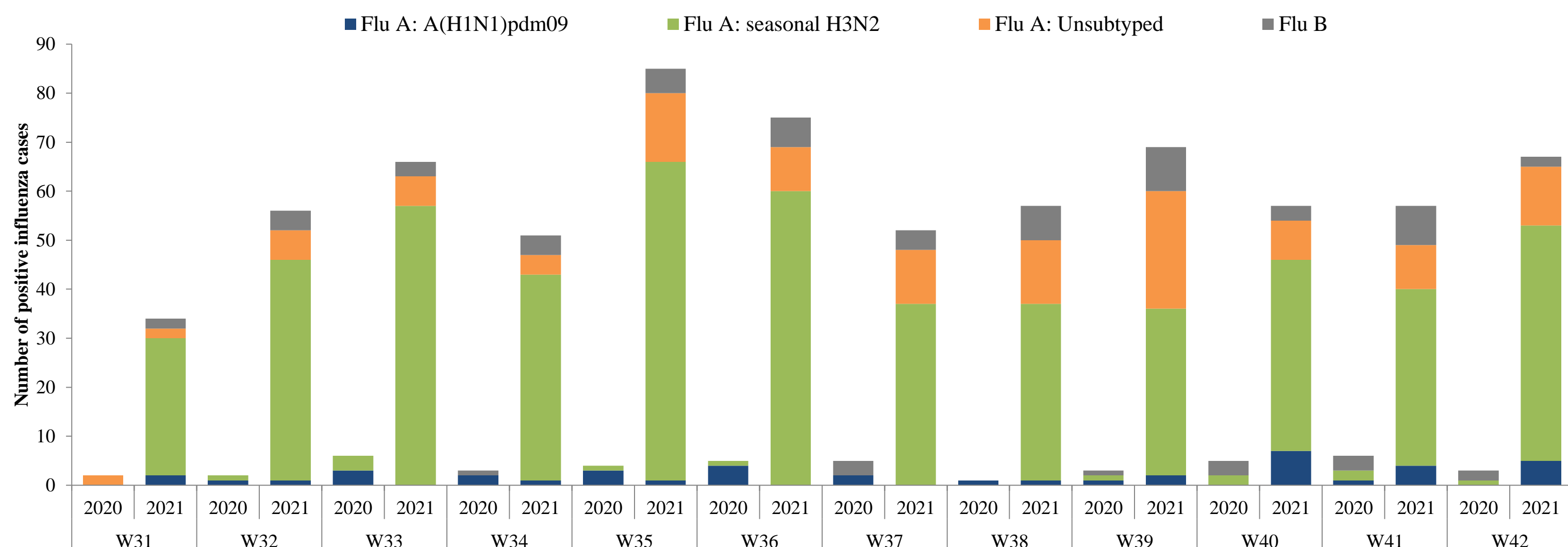


Figure 3. Comparison of respiratory pathogens detected from tested specimens by last 12 weeks

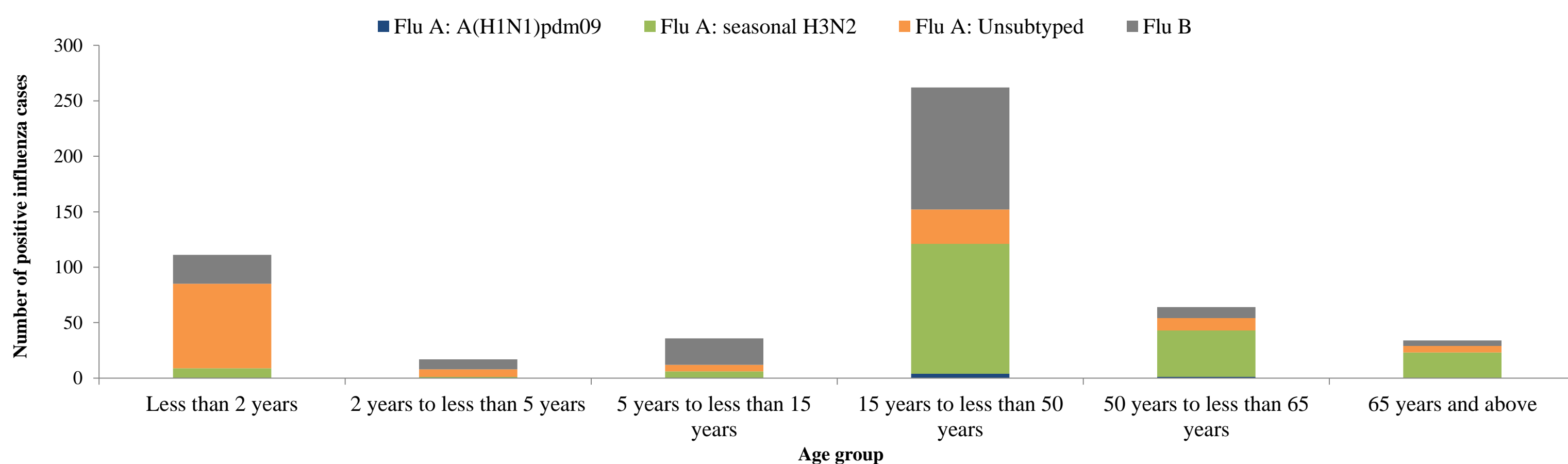


Figure. 4 Age group distribution of influenza cases by virus type in the Region from W33/2020 to W42/2021

| Country | Number of enrolled cases | Tested cases number (%) | Influenza positive cases number (%) | Positive cases | | | | |
|----------------------------|--------------------------|-------------------------|-------------------------------------|-------------------|-----------------|----------------------|--------------|-----------------|
| | | | | Flu A | | | | Flu B |
| | | | | Flu A (H1N1)pdm09 | Flu A (H3N2) | Flu A (Not-subtyped) | Flu A: H5N1 | Number (%) |
| Afghanistan | 2327 | 2219 (95) | 66 (3) | (-) | 17 (26) | (-) | (-) | 49 (74) |
| Bahrain | 321 | 314 (98) | 8 (3) | (-) | (-) | 1 (13) | (-) | 7 (88) |
| Egypt | 6722 | 6722 (100) | 305 (5) | (-) | 266 (87) | (-) | (-) | 39 (13) |
| Iran (Islamic Republic of) | 1476 | 1476 (100) | 8 (1) | (-) | 5 (63) | (-) | (-) | 3 (38) |
| Iraq | 705 | 705 (100) | 10 (1) | (-) | 1 (10) | (-) | 8 (80) | 1 (10) |
| Jordan | 3381 | 3381 (100) | 1 (0) | (-) | 1 (100) | (-) | (-) | (-) |
| Kuwait | 140 | (-) | (-) | (-) | (-) | (-) | (-) | (-) |
| Lebanon | 3110 | 3110 (100) | 34 (1) | (-) | 34 (100) | (-) | (-) | (-) |
| Morocco | 122 | 122 (100) | (-) | (-) | (-) | (-) | (-) | (-) |
| Oman | 5009 | 4973 (99) | 87 (2) | 13 (15) | 61 (70) | (-) | (-) | 13 (15) |
| Pakistan | 6372 | 6382 (100) | 303 (5) | (-) | 154 (51) | (-) | (-) | 149 (49) |
| Qatar | 7451 | 7451 (100) | 568 (8) | 11 (2) | 330 (58) | 123 (22) | (-) | 104 (18) |
| Saudi Arabia | 6016 | 4227 (70) | 111 (3) | 1 (1) | (-) | 19 (17) | (-) | 91 (82) |
| Sudan | 13 | 13 (100) | (-) | (-) | (-) | (-) | (-) | (-) |
| Syrian Arab Republic | 882 | 881 (100) | 5 (1) | (-) | 5 (100) | (-) | (-) | (-) |
| Tunisia | 164 | 164 (100) | (-) | (-) | (-) | (-) | (-) | (-) |
| United Arab Emirates | 1093 | 1093 (100) | 9 (1) | (-) | 7 (78) | (-) | (-) | 2 (22) |
| Total | 45304 | 43233 (95) | 1515 (4) | 25 (2) | 881 (58) | 143 (9) | 8 (1) | 458 (30) |

Table 2. Reported cases by country during W01-W42/2021

© World Health Organization 2021.

Some rights reserved. This work is available under the Creative Commons Attribution-Non Commercial-Share Alike 3.0 IGO license (CC BY-NC-SA 3.0 IGO; <https://creativecommons.org/licenses/by-nc-sa/3.0/igo>).