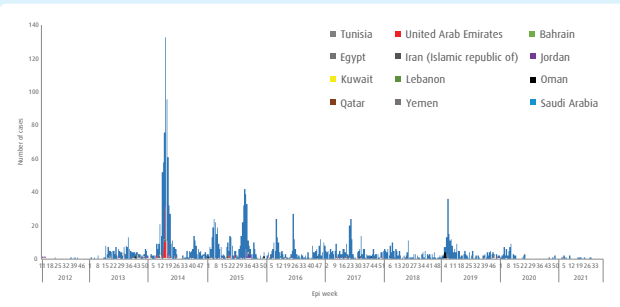


MERS SITUATION UPDATE | SEPTEMBER 2021

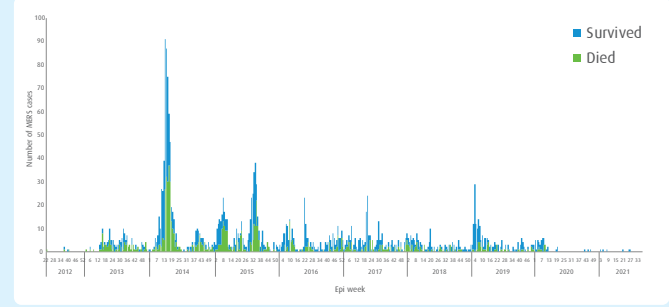
Highlights

- No new cases of MERS were reported to WHO during the month of September 2021.
- At the end of September 2021, a total of 2578 laboratory-confirmed cases of Middle East respiratory syndrome (MERS), including 888 associated deaths were reported globally for a case-fatality ratio (CFR) of 34.4%. The majority of these cases were reported from Saudi Arabia, which had 2178 cases including 810 related deaths (CFR 37.2%).
- The demographic and epidemiological characteristics of reported cases during the last 6 months, when compared to the same corresponding periods from 2016 to 2021, do not show any significant difference or change.
- The reported cases between June 2012 and September 2021 indicate that the age group 50–59 years continues to be at the highest risk for acquiring infection as primary cases. The age group 30–39 years is most at risk for as secondary cases. The number of deaths is higher in the age group 50–59 years as primary cases and 70–79 years as secondary cases.

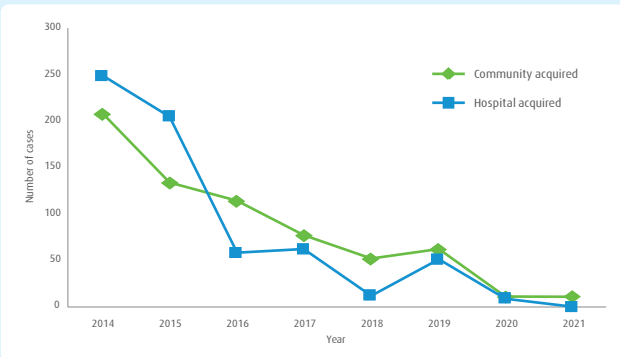
Distribution of MERS reported cases from Eastern Mediterranean Region by week of onset, June 2012 – September 2021



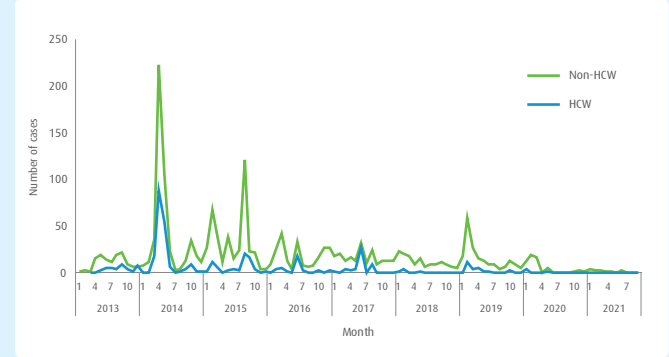
MERS cases per week of onset in Saudi Arabia, June 2012 – September 2021



Community versus hospital acquired MERS cases in Eastern Mediterranean Region, January 2014 – September 2021



Cases of MERS in healthcare workers reported from Saudi Arabia, January 2013 – September 2021



SUMMARY

2578
Laboratory-confirmed cases reported since April 2012

12
Countries reported cases since April 2012 in the Eastern Mediterranean Region

888
Deaths reported since April 2012

27
Countries reported cases globally

Epidemiological characteristics of MERS cases reported globally between April - September 2016 and April - September 2021

Characteristic	Apr - Sept 16	Apr - Sept 17	Apr - Sept 18	Apr - Sept 19	Apr - Sept 20	Apr - Sept 21
Number	93	151	59	63	6	4
Median age in years	51	48	55	55	75	58
Gender (% male)	63	70	88	83	100	100
% of Primary Cases	40	22	34	27	0	100
% of Secondary cases	28	52	32	24	83	0
(%) of Unknown Contact History	10	1	2	2	0	0
% of HCW	23	27	2	11	17	0
% Fatal	20	23	31	33	67	25

Characteristics of MERS cases reported from Saudi Arabia, June 2012 - September 2021

Type of case	2012	2013	2014	2015	2016	2017	2018	2019	2020	2021	Grand Total
Missing		1	15	102	103	68	52	56	7	2	406
Primary	3	36	164	52	75	70	54	57	11	7	529
Secondary	2	93	264	222	60	90	35	75	9		850
Unknown		28	219	78	11	5	1	16	33	2	393
Grand Total	5	158	662	454	249	233	142	204	60	11	2178

Age and fatality distribution of primary and secondary cases of MERS reported from Saudi Arabia June 2012 – September 2021

