



Influenza situation in the Eastern Mediterranean Region

W41/2021 (from 10/10/2021 to 16/10/2021)

Source of data : **EMFLU Network** and **FLUMART**

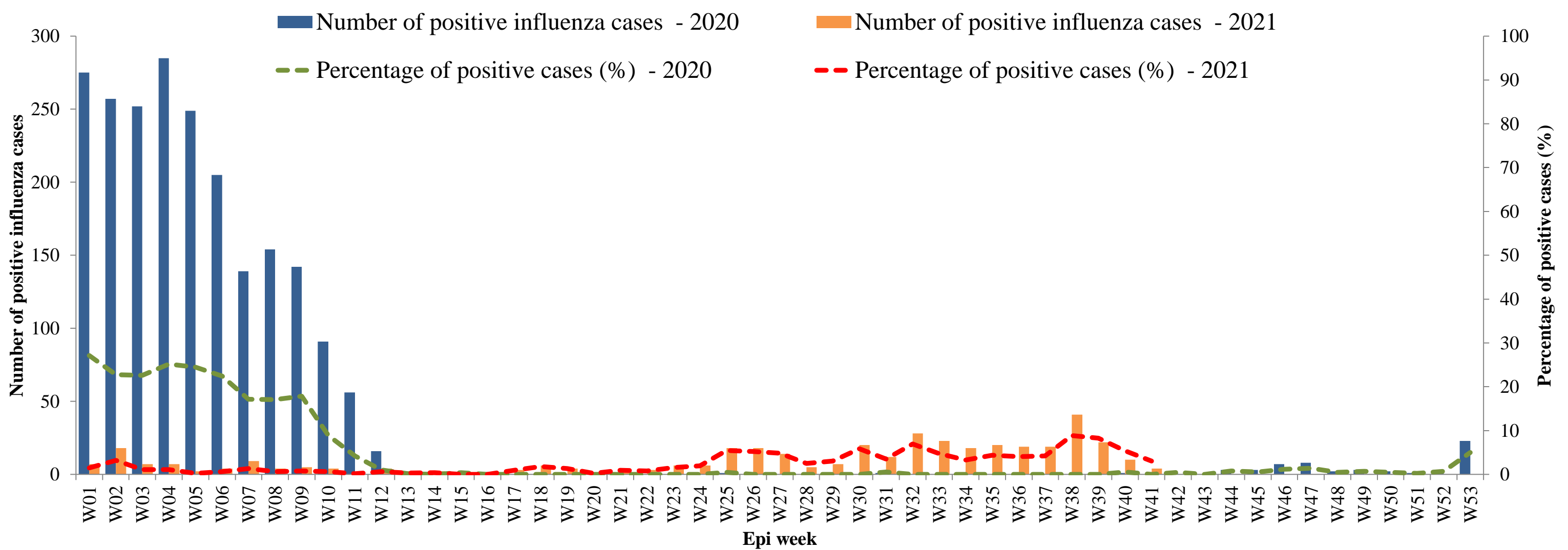


Figure 1. Number of positive influenza cases and influenza positivity rate per week, 2020-2021

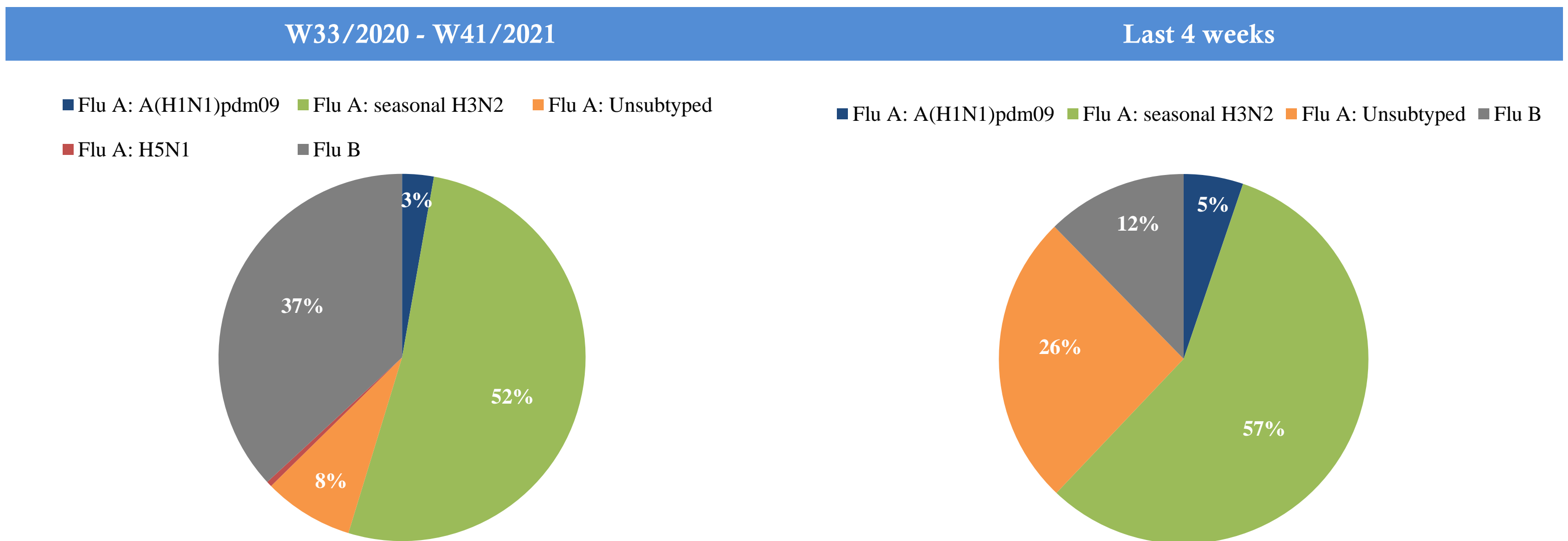


Figure 2. Percentage of circulating virus type by positive influenza cases

Virus type	W33/2020-W41/2021	Last 4 weeks
	Number (%)	Number (%)
Flu A: A(H1N1)pdm09	46 (3)	11 (5)
Flu A: seasonal H3N2	858 (52)	120 (57)
Flu A: Unsubtyped	131 (8)	54 (26)
Flu A: H5N1	8 (0)	
Flu B	609 (37)	26 (12)
Total	1652	211

Table 1. Type and number of influenza viruses detected from W33/2020 to W41/2021 and during the last four weeks

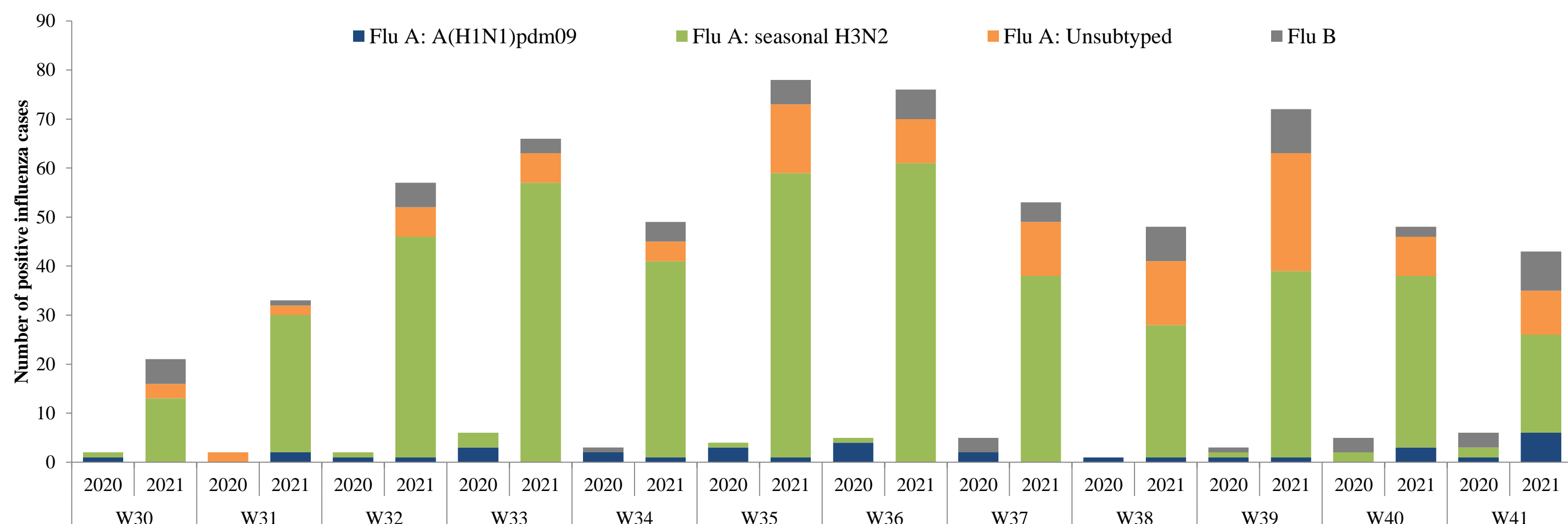


Figure 3. Comparison of respiratory pathogens detected from tested specimens by last 12 weeks

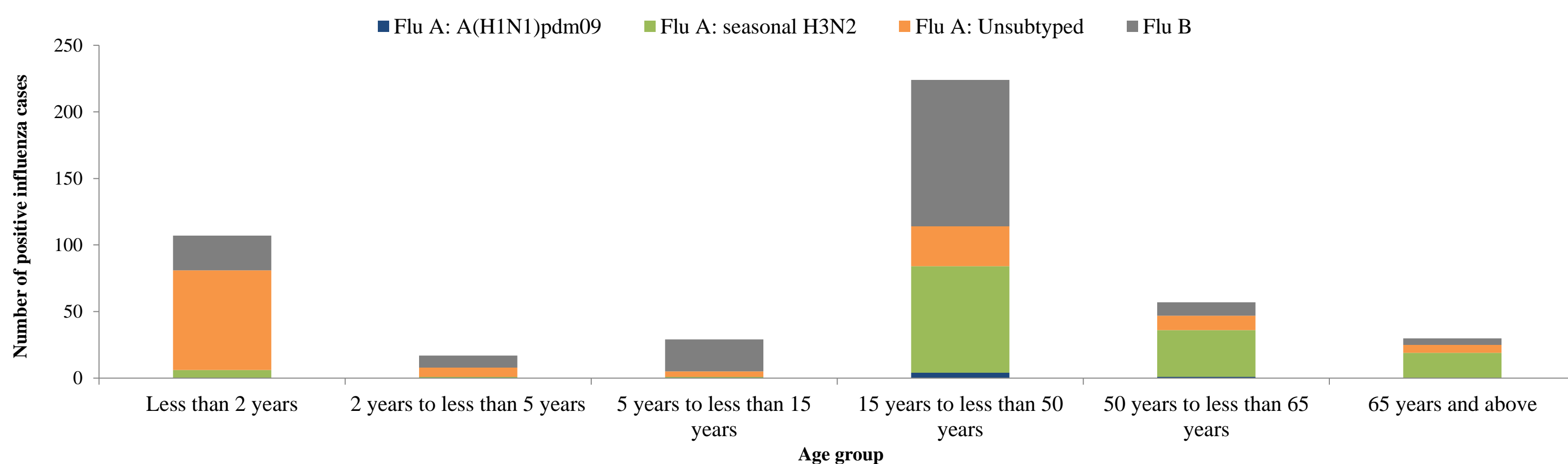


Figure. 4 Age group distribution of influenza cases by virus type in the Region from W33/2020 to W41/2021

Country	Number of enrolled cases	Tested cases number (%)	Influenza positive cases number (%)	Positive cases				
				Flu A				Flu B
				Flu A (H1N1)pdm09	Flu A (H3N2)	Flu A (Not-subtyped)	Flu A: H5N1	Number (%)
Afghanistan	2368	1937 (82)	62 (3)	(-)	13 (21)	(-)	(-)	49 (79)
Bahrain	321	314 (98)	8 (3)	(-)	(-)	1 (13)	(-)	7 (88)
Egypt	6254	6254 (100)	305 (5)	(-)	266 (87)	(-)	(-)	39 (13)
Iran (Islamic Republic of)	1346	1346 (100)	7 (1)	(-)	4 (57)	(-)	(-)	3 (43)
Iraq	695	695 (100)	10 (1)	(-)	1 (10)	(-)	8 (80)	1 (10)
Jordan	2614	2614 (100)	(-)	(-)	(-)	(-)	(-)	(-)
Kuwait	140	(-)	(-)	(-)	(-)	(-)	(-)	(-)
Lebanon	2200	2200 (100)	21 (1)	(-)	21 (100)	(-)	(-)	(-)
Morocco	122	122 (100)	(-)	(-)	(-)	(-)	(-)	(-)
Oman	4871	4835 (99)	43 (1)	6 (14)	26 (60)	(-)	(-)	11 (26)
Pakistan	6002	6002 (100)	290 (5)	(-)	141 (49)	(-)	(-)	149 (51)
Qatar	6993	6993 (100)	546 (8)	10 (2)	318 (58)	115 (21)	(-)	103 (19)
Saudi Arabia	6001	4220 (70)	107 (3)	1 (1)	(-)	15 (14)	(-)	91 (85)
Sudan	13	13 (100)	(-)	(-)	(-)	(-)	(-)	(-)
Syrian Arab Republic	690	689 (100)	5 (1)	(-)	5 (100)	(-)	(-)	(-)
Tunisia	140	140 (100)	(-)	(-)	(-)	(-)	(-)	(-)
United Arab Emirates	1019	1019 (100)	8 (1)	(-)	6 (75)	(-)	(-)	2 (25)
Total	41789	39393 (94)	1412 (4)	17 (1)	801 (57)	131 (9)	8 (1)	455 (32)

Table 2. Reported cases by country during W01-W41/2021

© World Health Organization 2021.

Some rights reserved. This work is available under the Creative Commons Attribution-Non Commercial-Share Alike 3.0 IGO license (CC BY-NC-SA 3.0 IGO; <https://creativecommons.org/licenses/by-nc-sa/3.0/igo>).