

# COVID-19 MONTHLY UPDATE | SEPTEMBER 2021

## Highlights

- In September 2021, a total of 1 105 965 COVID-19 cases were reported from the 22 countries of the Eastern Mediterranean Region. There was an 87% decrease in overall reported cases as compared to the previous month when it was 2 070 323. The highest number of cases was reported from Islamic Republic of Iran followed by Iraq and Pakistan.
- During September 2021, a total of 21 913 related deaths were reported from the Region with Islamic Republic of Iran reporting the highest number of deaths followed by Pakistan and Morocco. There was a 43% decrease in reported deaths compared to the previous month when it was 31 236.
- Only 8 of the 22 countries in the Region reported an increase in COVID-19 cases and deaths during the month of September as compared to August.
- Since the start of the pandemic, a total of 15 785 201 confirmed COVID-19 cases including 289 729 related deaths (CFR 1.8%) were reported from the 22 countries.
- 21 countries have reported one or more new variants of concern (VOC) in the Region: Alpha in 21 countries, Beta in 18 countries, Gamma in 5 countries and Delta in 16 countries.
- Vaccination continues across the Region. The total number of doses administered so far in the 22 countries is 306 437 571.

## COVID-19 cases and deaths by EMR Countries, 29 January 2020 to 30 September 2021

Countries	July		Cumulative figures			Trend*
	New cases	New deaths	Cases	Deaths	CFR%	
Afghanistan	1922	82	155 228	7209	4.6	↓
Bahrain	2517	1	275 057	1389	0.5	↓
Djibouti	1061	10	12 811	167	1	↑
Egypt	16 083	595	304 524	17 331	5.7	↑
Islamic Republic of Iran	594 977	12 634	5 587 040	120 428	2.2	↓
Iraq	115 153	1430	2 003 303	22 260	1.1	↓
Jordan	26 793	307	823 919	10 718	1.3	↑
Kuwait	1795	30	411 655	2449	1	↓
Lebanon	21 964	272	624 230	8325	1.3	↓
Libya	30 454	401	341 091	4664	1	↓
Morocco	72 123	1618	933 071	14 267	1.5	↓
Occupied Palestinian territory	62 490	418	434 072	4366	1.0	↑
Oman	1469	32	303 769	4096	1.3	↓
Pakistan	82 850	1896	1 246 538	27 785	2.2	↓
Qatar	3899	4	236 643	606	0.3	↓
Saudi Arabia	2685	171	547 134	8716	1.6	↓
Somalia	2514	134	19 980	1111	6	↑
Sudan	609	85	38 324	2876	7.5	↑
Syrian Arab Republic	6290	234	34 205	2247	6.6	↑
Tunisia	39 497	1254	707 548	24 901	3.5	↓
United Arab Emirates	17 622	56	735 992	2097	0.3	↓
Yemen	1198	249	9067	1721	19.0	↑
<b>Total</b>	<b>1 105 965</b>	<b>21 913</b>	<b>15 785 201</b>	<b>289 729</b>	<b>1.8</b>	<b>↓</b>

\*trend refers to % changes in the cases compared to previous month

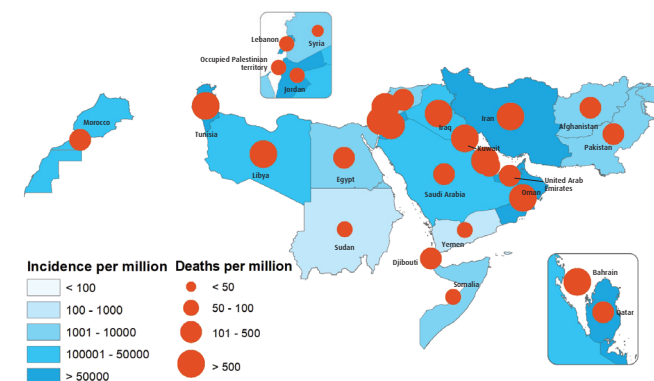
## Key figures, September 2021



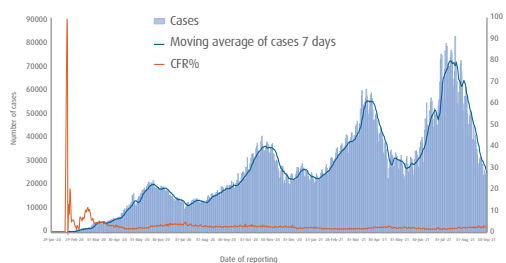
## Cumulative key figures, 29 January 2020 to 30 September 2021



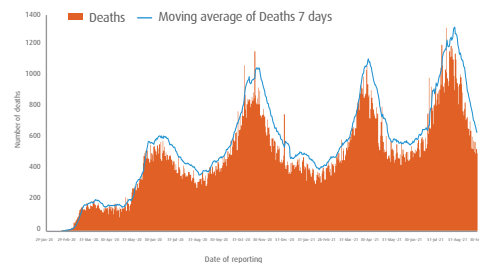
## COVID-19 cases and deaths per million population in EMR, 29 January 2020 to 30 September 2021



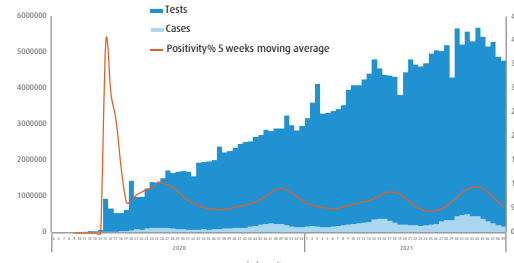
## Distribution of weekly COVID-19 tested in EMR, 29 January 2020 to 30 September 2021



## Distribution of daily deaths in EMR, 29 January 2020 to 30 September 2021



## Distribution of weekly COVID-19 tested in EMR, 29 January 2020 to 30 September 2021



## Distribution of COVID-19 cases by age and gender in EMR, 29 January 2020 to 30 September 2021

