

COVID-19 MONTHLY UPDATE | AUGUST 2021

Highlights

- In August 2021, a total of 2 070 323 COVID-19 cases were reported from the 22 countries of the Eastern Mediterranean Region. There was a 24% increase in overall reported cases as compared to the previous month when it was 1 575 862. The highest number of cases was reported from Islamic Republic of Iran followed by Iraq and Morocco.
- During August 2021, a total of 31 236 related deaths were reported from the Region with Islamic Republic of Iran reporting the highest number of deaths followed by Tunisia and Morocco. There was a 39% increase in reported deaths compared to the previous month when it was 19 033.
- Only 12 of the 22 countries in the Region reported an increase in COVID-19 cases and deaths during the month of August as compared to July.
- Since the start of the pandemic, a total of 14 888 594 confirmed COVID-19 cases including 271 502 related deaths (CFR 1.8%) were reported from the 22 countries.
- Twenty one countries have reported one or more new variants of concern (VOC) in the Region: Alpha in 21 countries, Beta in 18 countries, Gamma in 5 countries and Delta in 16 countries.
- Vaccination continues across the Region. The total number of doses administered so far in the 22 countries is 204 867 458.

COVID-19 cases and deaths by EMR Countries, 29 January 2020 to 31 August 2021

Countries	July		Cumulative figures			Trend*
	New cases	New deaths	Cases	Deaths	CFR%	
Afghanistan	5321	353	153 534	7141	4.7	↓
Bahrain	3354	4	272 916	1388	0.5	↓
Djibouti	99	1	11 775	157	1	↑
Egypt	4179	212	289 684	16 776	5.8	↑
Islamic Republic of Iran	1 121 055	17 164	5 103 537	110 064	2.2	↑
Iraq	261 551	2173	1 912 395	21 042	1.1	↓
Jordan	26 414	379	800 240	10 463	1.3	↑
Kuwait	12 029	99	410 270	2423	1	↓
Lebanon	40 886	147	606 536	8089	1.3	↑
Libya	57 201	715	315 418	4323	1	↓
Morocco	237 420	2864	881 042	12 993	1.5	↑
Occupied Palestinian territory	25 880	76	381 222	3988	1.0	↑
Oman	5730	228	302 599	4075	1.3	↓
Pakistan	128 851	2467	1 179 305	26 175	2.2	↑
Qatar	6505	1	233 437	602	0.3	↑
Saudi Arabia	18 719	308	545 123	8572	1.6	↓
Somalia	2063	166	17 726	997	6	↑
Sudan	275	11	37 873	2791	7.4	↓
Syrian Arab Republic	1952	99	28 423	2033	7.2	↑
Tunisia	72 519	3580	675 191	23 846	3.5	↓
United Arab Emirates	37 512	92	722 292	2045	0.3	↓
Yemen	808	97	8056	1519	18.9	↑
Total	2 070 323	31 236	14 888 594	271 502	1.8	↑

*trend refers to % changes in the cases compared to previous month

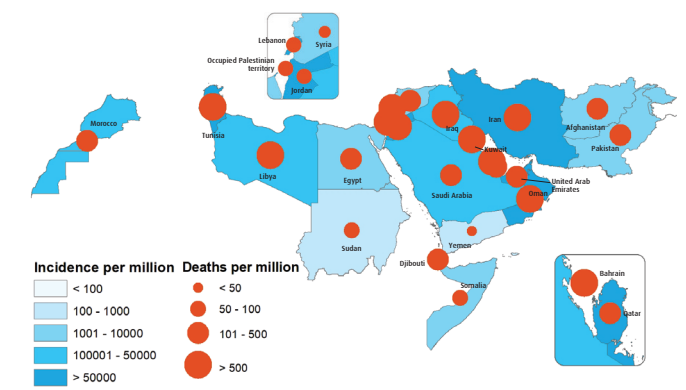
Key figures, August 2021

Tested 22 001 739
Confirmed 2 070 323
Recovered 1 768 152
Deaths 31 236
CFR 1.5%

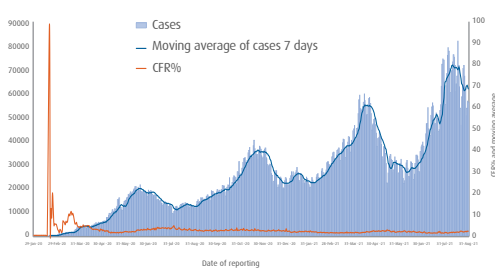
Cumulative key figures, 29 January 2020 to 31 August 2021

Tested 215 995 905
Confirmed 14 888 594
Recovered 13 407 223
Deaths 271 502
Tests/100 000 29 008
AR/Million 19 995
Recovery rate 90.1%
CFR 1.8%

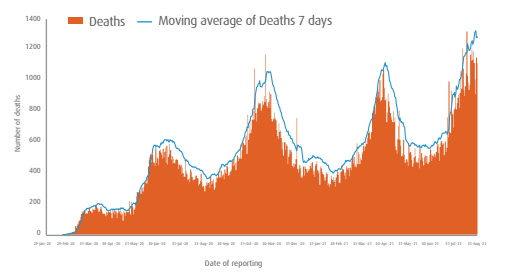
COVID-19 cases and deaths per million population in EMR, 29 January 2020 to 31 August 2021



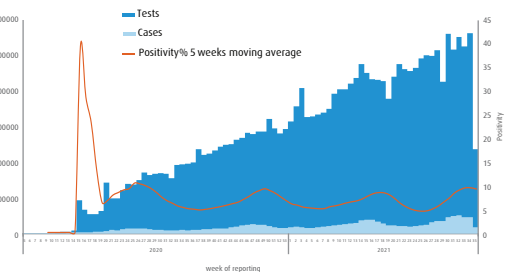
Distribution of weekly COVID-19 tested in EMR, 29 January 2020 to 31 August 2021



Distribution of daily deaths in EMR, 29 January 2020 to 31 August 2021



Distribution of weekly COVID-19 tested in EMR, 29 January 2020 to 31 August 2021



Distribution of COVID-19 cases by age and gender in EMR, 29 January 2020 to 31 August 2021

