



Influenza situation in the Eastern Mediterranean Region

W39/2021 (from 26/09/2021 to 02/10/2021)

Source of data : EMFLU Network and FLUMART

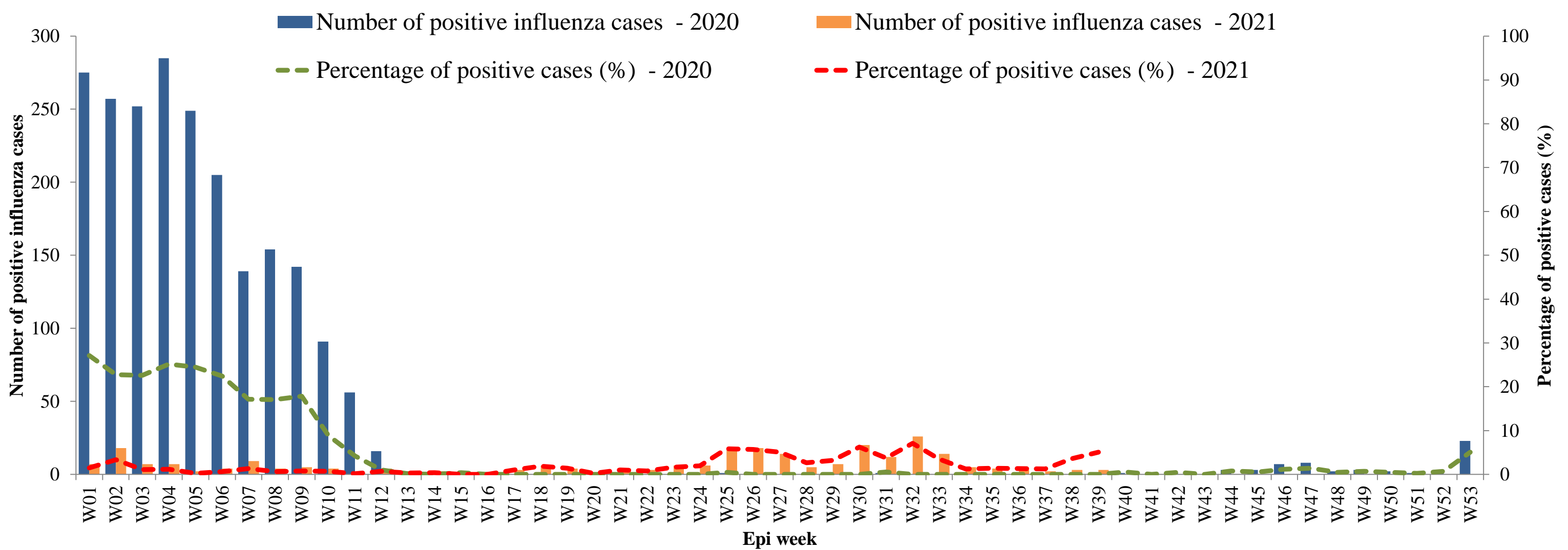


Figure 1. Number of positive influenza cases and influenza positivity rate per week, 2020-2021

W33/2020 - W39/2021

Last 4 weeks

■ Flu A: A(H1N1)pdm09 ■ Flu A: seasonal H3N2 ■ Flu A: Unsubtyped
■ Flu A: H5N1 ■ Flu B

■ Flu A: A(H1N1)pdm09 ■ Flu A: seasonal H3N2 ■ Flu A: Unsubtyped ■ Flu B

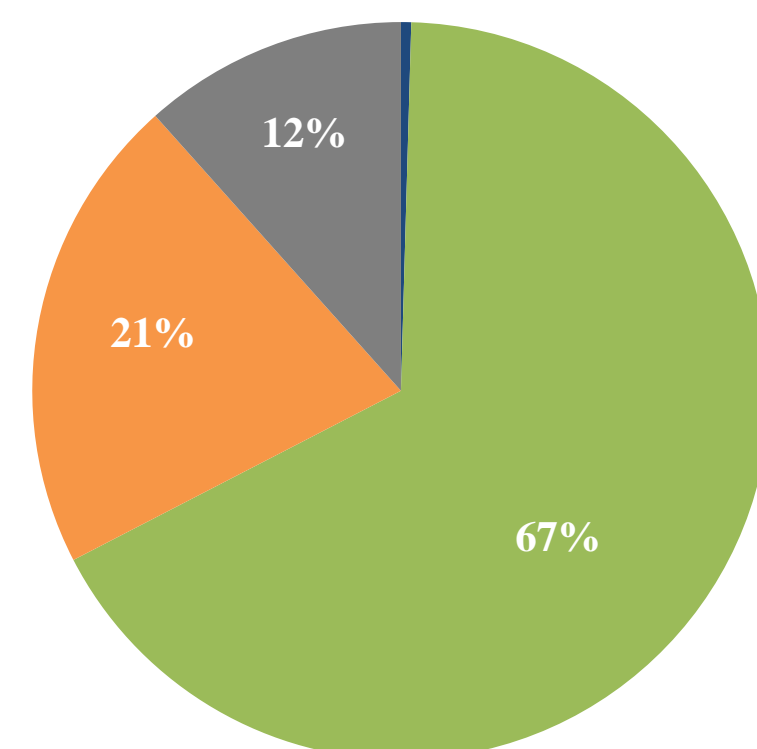
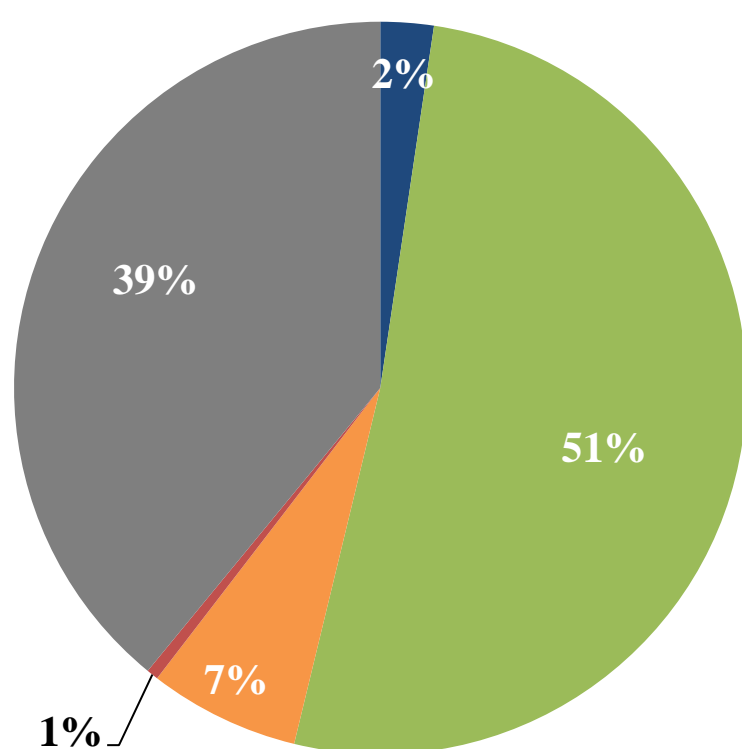


Figure 2. Percentage of circulating virus type by positive influenza cases

Virus type	W33/2020-W39/2021	Last 4 weeks
	Number (%)	Number (%)
Flu A: A(H1N1)pdm09	36 (2)	1 (0)
Flu A: seasonal H3N2	789 (51)	150 (67)
Flu A: Unsubtyped	102 (7)	47 (21)
Flu A: H5N1	8 (1)	
Flu B	599 (39)	26 (12)
Total	1534	224

Table 1. Type and number of influenza viruses detected from W33/2020 to W39/2021 and during the last four weeks

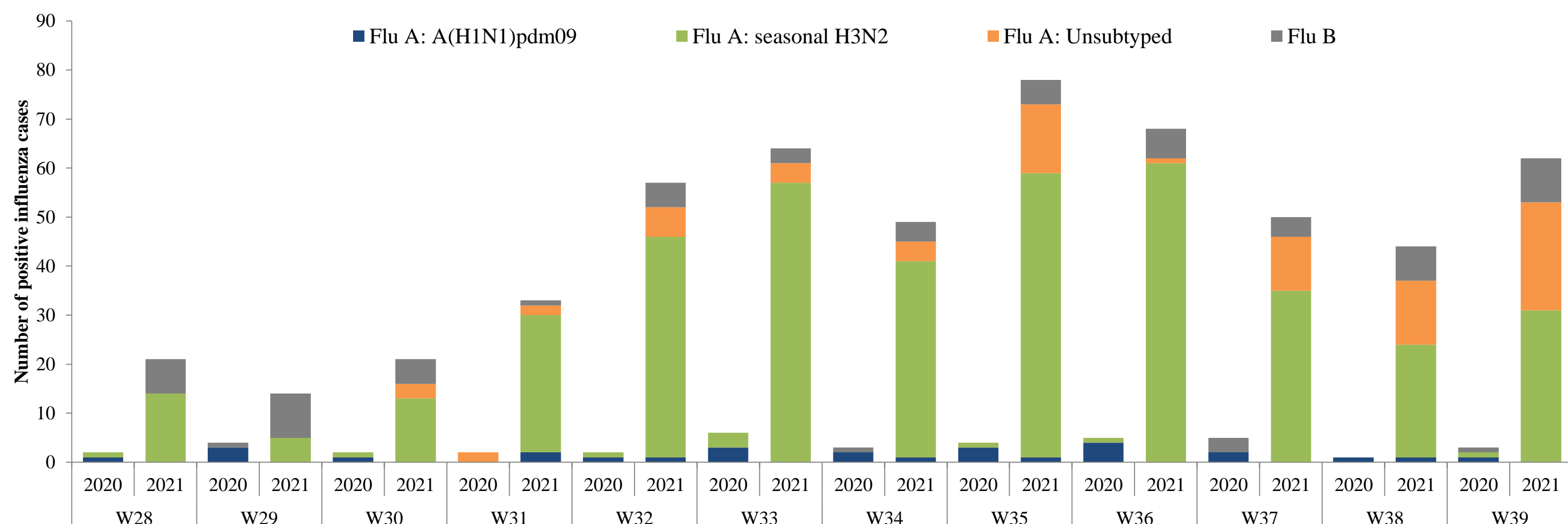


Figure 3. Comparison of respiratory pathogens detected from tested specimens by last 12 weeks

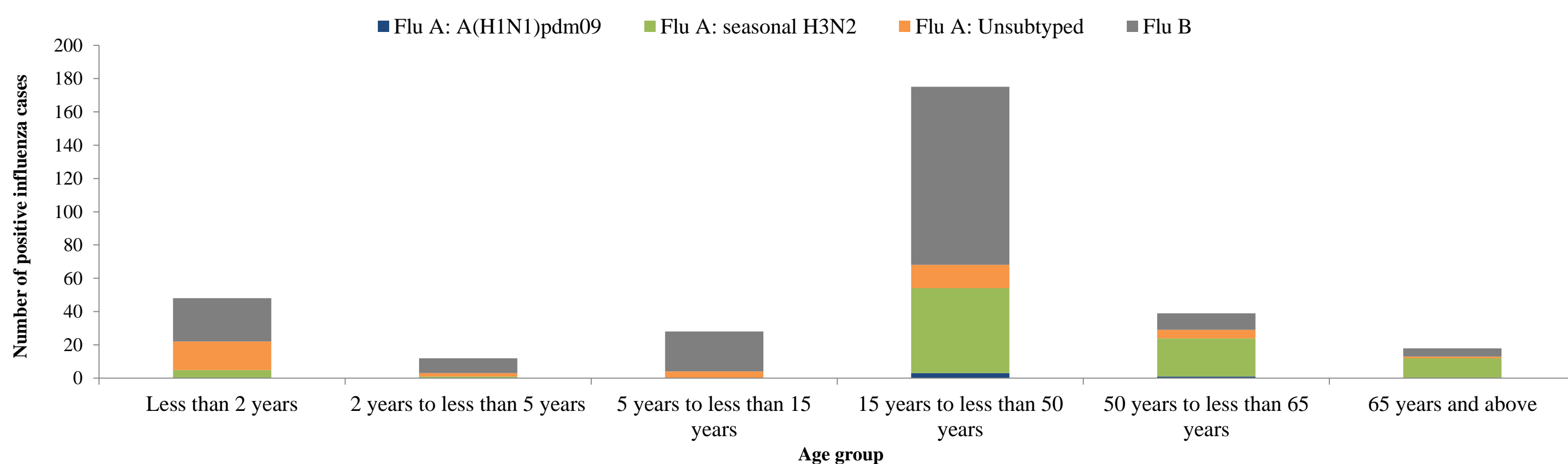


Figure 4 Age group distribution of influenza cases by virus type in the Region from W33/2020 to W39/2021

Country	Number of enrolled cases	Tested cases number (%)	Influenza positive cases number (%)	Positive cases				
				Flu A				Flu B
				Flu A (H1N1)pdm09	Flu A (H3N2)	Flu A (Not-subtyped)	Flu A: H5N1	Number (%)
Afghanistan	2193	1937 (88)	62 (3)	(-)	13 (21)	(-)	(-)	49 (79)
Bahrain	300	293 (98)	8 (3)	(-)	(-)	1 (13)	(-)	7 (88)
Egypt	6192	6192 (100)	305 (5)	(-)	266 (87)	(-)	(-)	39 (13)
Iran (Islamic Republic of)	1213	1213 (100)	4 (0)	(-)	1 (25)	(-)	(-)	3 (75)
Iraq	695	695 (100)	10 (1)	(-)	1 (10)	(-)	8 (80)	1 (10)
Jordan	2614	2614 (100)	(-)	(-)	(-)	(-)	(-)	(-)
Kuwait	140	(-)	(-)	(-)	(-)	(-)	(-)	(-)
Lebanon	1941	1941 (100)	18 (1)	(-)	18 (100)	(-)	(-)	(-)
Morocco	122	122 (100)	(-)	(-)	(-)	(-)	(-)	(-)
Oman	4729	4694 (99)	27 (1)	(-)	17 (63)	(-)	(-)	10 (37)
Pakistan	5565	5565 (100)	266 (5)	(-)	117 (44)	(-)	(-)	149 (56)
Qatar	6337	6337 (100)	483 (8)	6 (1)	288 (60)	95 (20)	(-)	94 (19)
Saudi Arabia	5846	4177 (71)	98 (2)	1 (1)	(-)	6 (6)	(-)	91 (93)
Sudan	13	13 (100)	(-)	(-)	(-)	(-)	(-)	(-)
Syrian Arab Republic	29	29 (100)	5 (17)	(-)	5 (100)	(-)	(-)	(-)
Tunisia	129	129 (100)	(-)	(-)	(-)	(-)	(-)	(-)
United Arab Emirates	925	925 (100)	8 (1)	(-)	6 (75)	(-)	(-)	2 (25)
Total	38983	36876 (95)	1294 (4)	7 (1)	732 (57)	102 (8)	8 (1)	445 (34)

Table 2. Reported cases by country during W01-W39/2021

© World Health Organization 2021.

Some rights reserved. This work is available under the Creative Commons Attribution-Non Commercial-Share Alike 3.0 IGO license (CC BY-NC-SA 3.0 IGO; <https://creativecommons.org/licenses/by-nc-sa/3.0/igo>).