

Influenza situation in the Eastern Mediterranean Region

W38/2021 (from 19/09/2021 to 25/09/2021)

Source of data : **EMFLU Network** and **FLUMART**

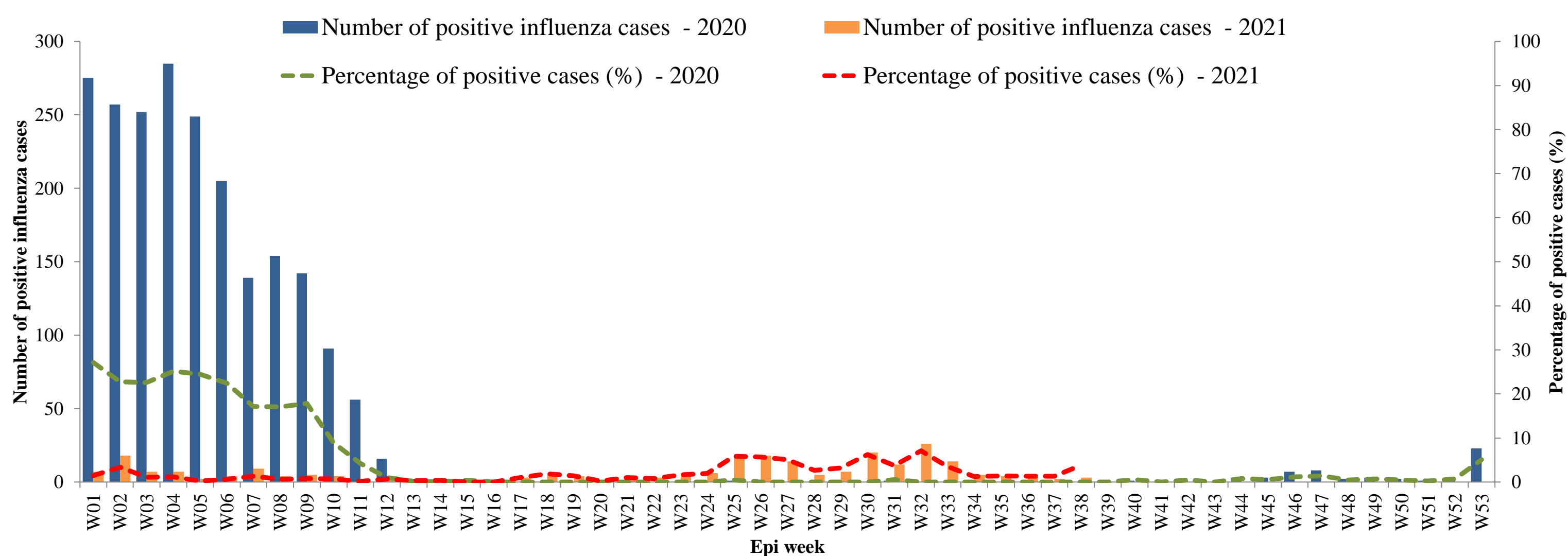


Figure 1. Number of positive influenza cases and influenza positivity rate per week, 2020-2021

W33/2020 - W38/2021

Last 4 weeks

■ Flu A: A(H1N1)pdm09 ■ Flu A: seasonal H3N2 ■ Flu A: Unsubtyped
■ Flu A: H5N1 ■ Flu B

■ Flu A: A(H1N1)pdm09 ■ Flu A: seasonal H3N2 ■ Flu A: Unsubtyped ■ Flu B

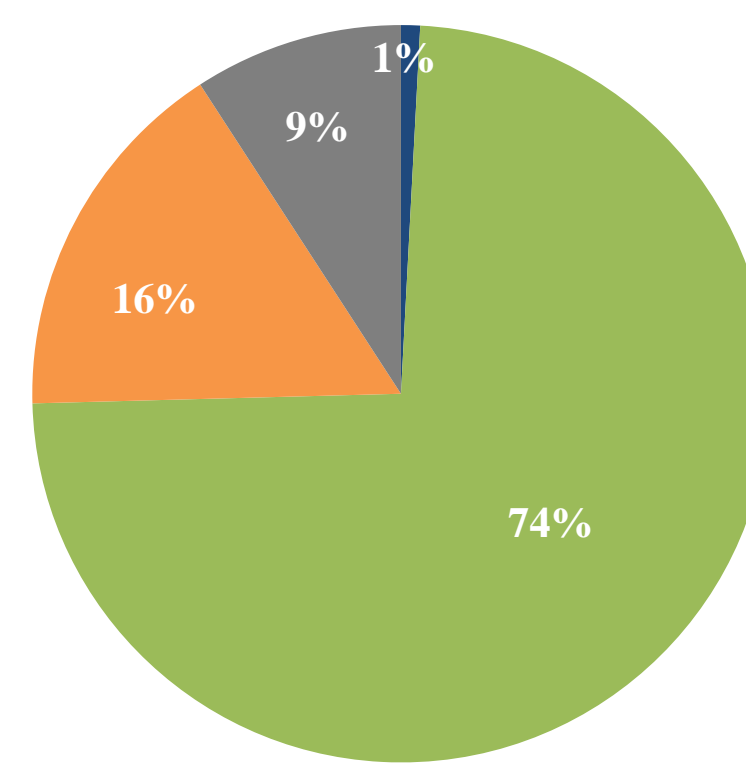
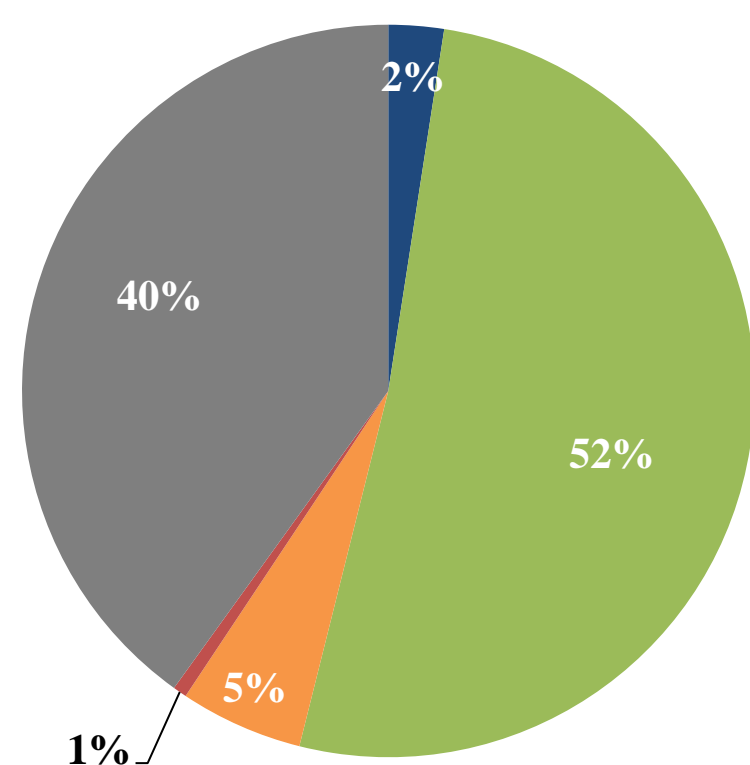


Figure 2. Percentage of circulating virus type by positive influenza cases

Virus type	W33/2020-W38/2021	Last 4 weeks
	Number (%)	Number (%)
Flu A: A(H1N1)pdm09	36 (2)	2 (1)
Flu A: seasonal H3N2	758 (51)	177 (74)
Flu A: Unsubtyped	80 (5)	39 (16)
Flu A: H5N1	9 (1)	
Flu B	590 (40)	22 (9)
Total	1473	240

Table 1. Type and number of influenza viruses detected from W33/2020 to W38/2021 and during the last four weeks

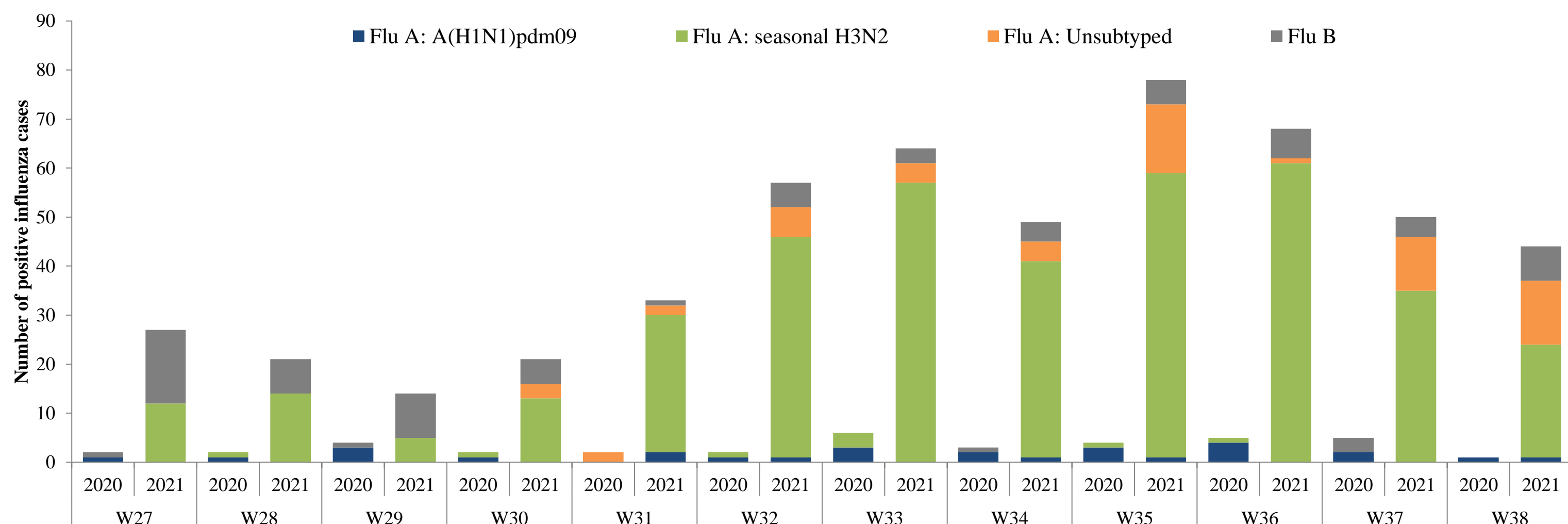


Figure 3. Comparison of respiratory pathogens detected from tested specimens by last 12 weeks

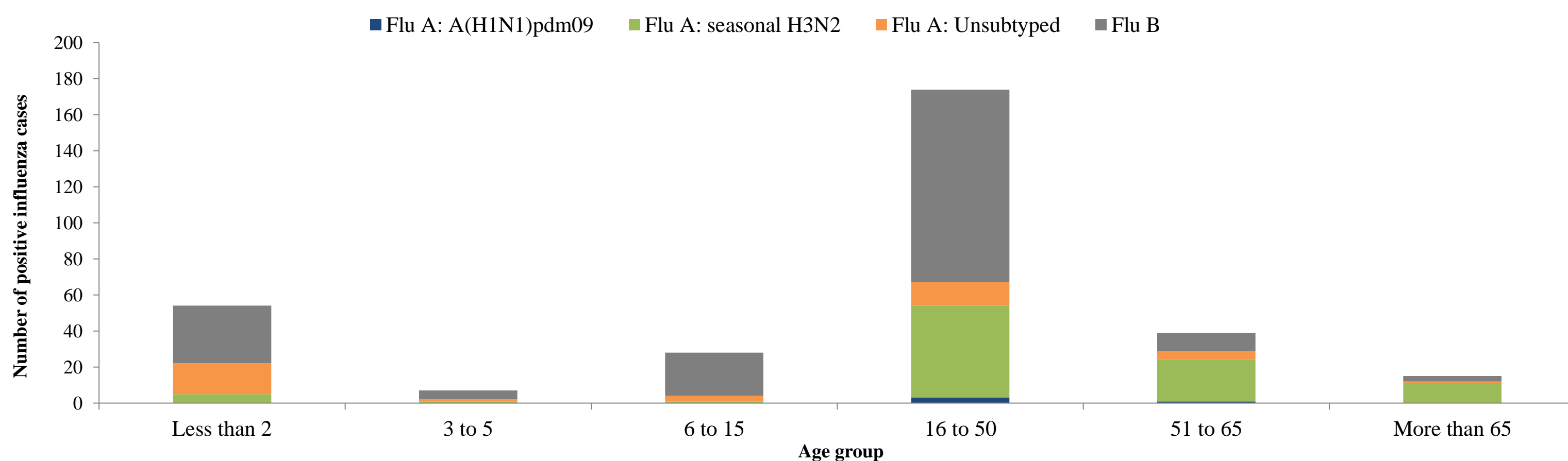


Figure. 4 Age group distribution of influenza cases by virus type in the Region from W33/2020 to W38/2021

Country	Number of enrolled cases	Tested cases number (%)	Influenza positive cases number (%)	Positive cases				
				Flu A				Flu B
				Flu A (H1N1)pdm09	Flu A (H3N2)	Flu A (Not-subtyped)	Flu A: H5N1	Number (%)
Afghanistan	2100	1937 (92)	62 (3)	(-)	13 (21)	(-)	(-)	49 (79)
Bahrain	300	293 (98)	8 (3)	(-)	(-)	1 (13)	(-)	7 (88)
Egypt	6121	6121 (100)	301 (5)	(-)	262 (87)	(-)	1 (0)	38 (13)
Iran (Islamic Republic of)	1213	1213 (100)	4 (0)	(-)	1 (25)	(-)	(-)	3 (75)
Iraq	695	695 (100)	10 (1)	(-)	1 (10)	(-)	8 (80)	1 (10)
Jordan	2614	2614 (100)	(-)	(-)	(-)	(-)	(-)	(-)
Kuwait	140	(-)	(-)	(-)	(-)	(-)	(-)	(-)
Lebanon	1828	1828 (100)	18 (1)	(-)	18 (100)	(-)	(-)	(-)
Morocco	122	122 (100)	(-)	(-)	(-)	(-)	(-)	(-)
Oman	4653	4618 (99)	18 (0)	(-)	8 (44)	(-)	(-)	10 (56)
Pakistan	5565	5565 (100)	266 (5)	(-)	117 (44)	(-)	(-)	149 (56)
Qatar	5952	5952 (100)	436 (7)	6 (1)	270 (62)	74 (17)	(-)	86 (20)
Saudi Arabia	5771	4113 (71)	97 (2)	1 (1)	(-)	5 (5)	(-)	91 (94)
Sudan	13	13 (100)	(-)	(-)	(-)	(-)	(-)	(-)
Syrian Arab Republic	28	28 (100)	5 (18)	(-)	5 (100)	(-)	(-)	(-)
Tunisia	129	129 (100)	(-)	(-)	(-)	(-)	(-)	(-)
United Arab Emirates	908	908 (100)	8 (1)	(-)	6 (75)	(-)	(-)	2 (25)
Total	38152	36149 (95)	1233 (3)	7 (1)	701 (57)	80 (6)	9 (1)	436 (35)

Table 2. Reported cases by country during W01-W38/2021

© World Health Organization 2021.

Some rights reserved. This work is available under the Creative Commons Attribution-Non Commercial-Share Alike 3.0 IGO license (CC BY-NC-SA 3.0 IGO; <https://creativecommons.org/licenses/by-nc-sa/3.0/igo>).