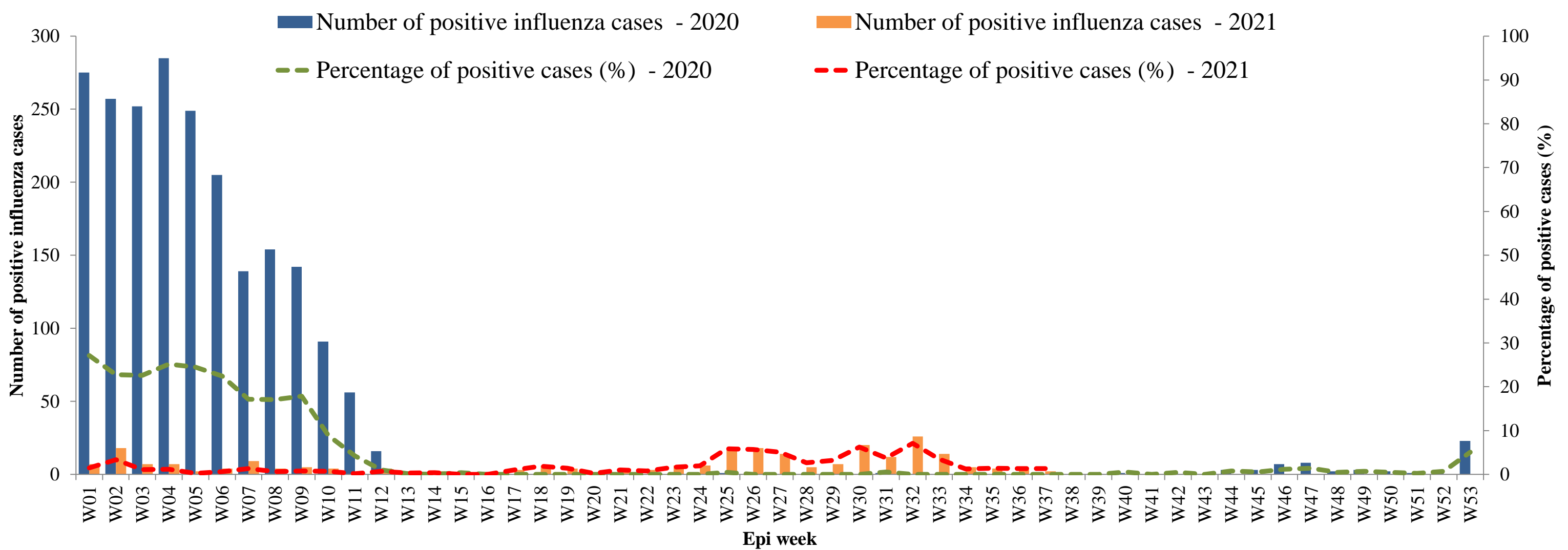


# Influenza situation in the Eastern Mediterranean Region

W37/2021 (from 12/09/2021 to 18/09/2021)

Source of data : **EMFLU Network** and **FLUMART**



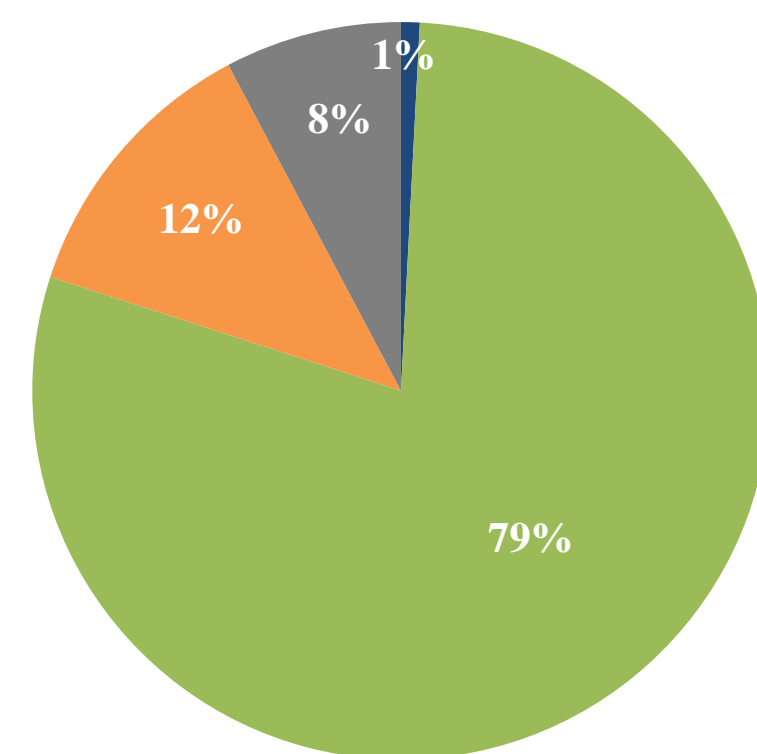
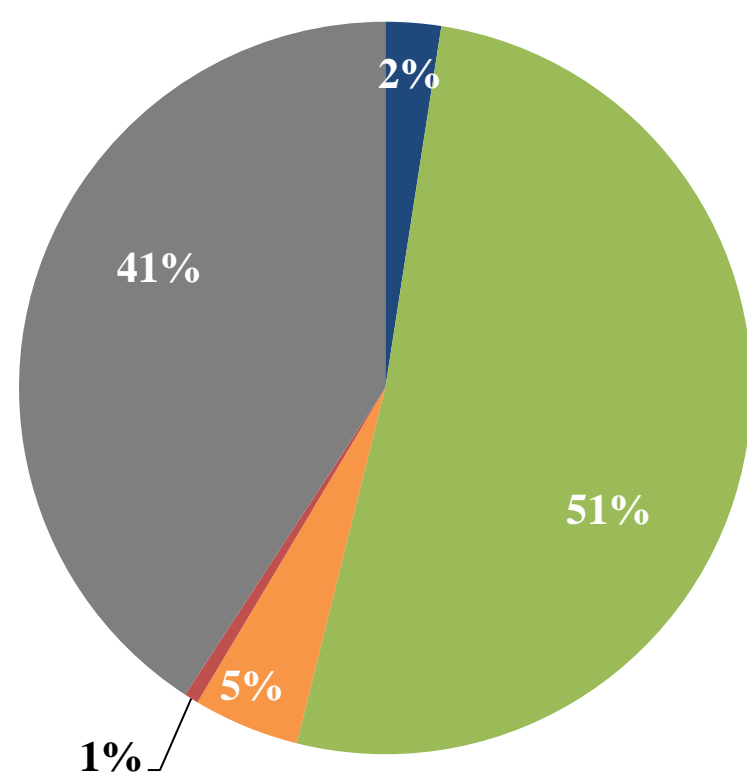
**Figure 1. Number of positive influenza cases and influenza positivity rate per week, 2020-2021**

W33/2020 - W37/2021

Last 4 weeks

■ Flu A: A(H1N1)pdm09 ■ Flu A: seasonal H3N2 ■ Flu A: Unsubtyped  
■ Flu A: H5N1 ■ Flu B

■ Flu A: A(H1N1)pdm09 ■ Flu A: seasonal H3N2 ■ Flu A: Unsubtyped ■ Flu B



**Figure 2. Percentage of circulating virus type by positive influenza cases**

Virus type	W33/2020-W37/2021	Last 4 weeks
	Number (%)	Number (%)
Flu A: A(H1N1)pdm09	35 (2)	2 (1)
Flu A: seasonal H3N2	735 (51)	194 (79)
Flu A: Unsubtyped	67 (5)	30 (12)
Flu A: H5N1	9 (1)	
Flu B	583 (41)	19 (8)
<b>Total</b>	<b>1429</b>	<b>245</b>

**Table 1. Type and number of influenza viruses detected from W33/2020 to W37/2021 and during the last four weeks**

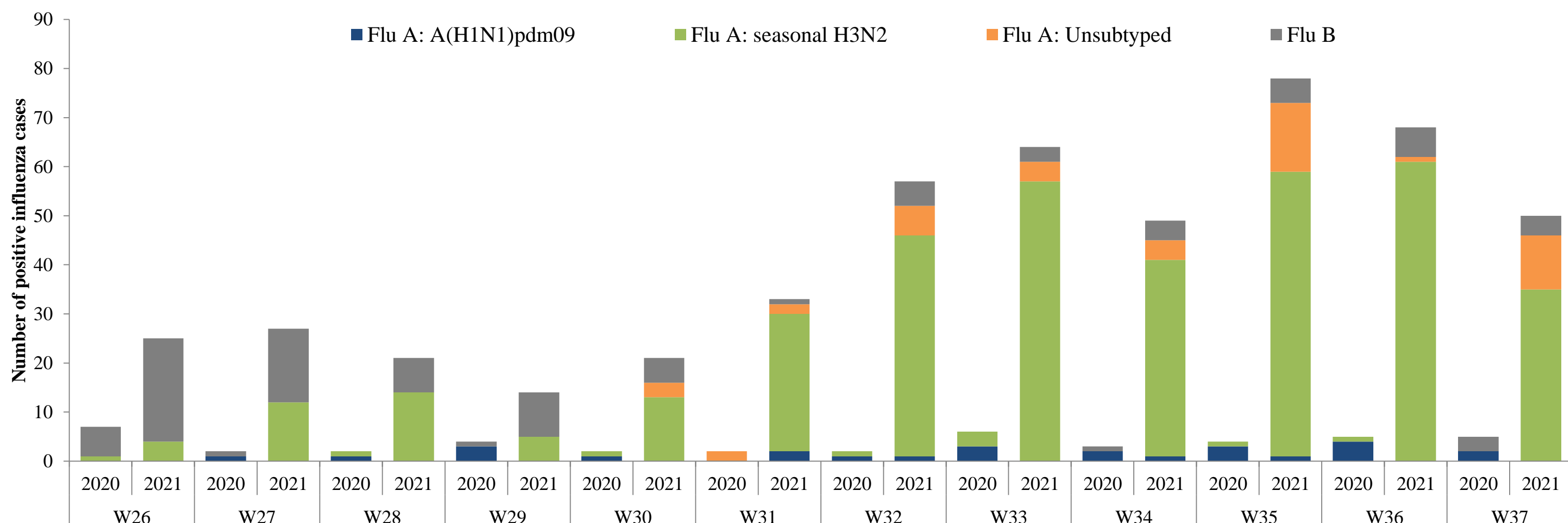


Figure 3. Comparison of respiratory pathogens detected from tested specimens by last 12 weeks

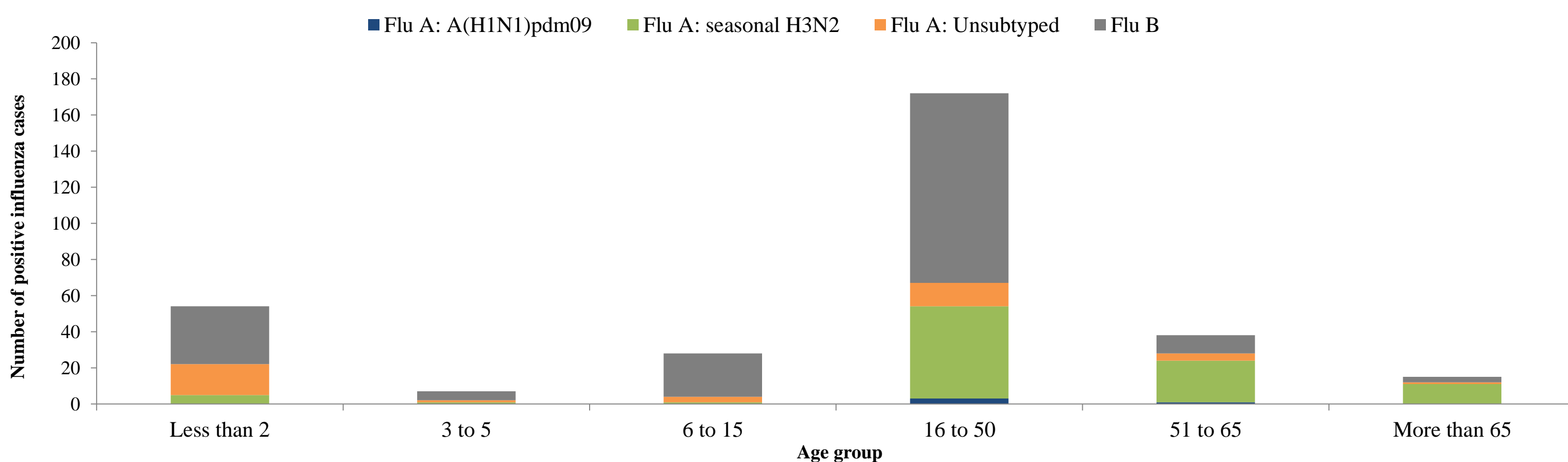


Figure 4. Age group distribution of influenza cases by virus type in the Region from W33/2020 to W37/2021

Country	Number of enrolled cases	Tested cases number (%)	Influenza positive cases number (%)	Positive cases				
				Flu A				Flu B
				Flu A (H1N1)pdm09	Flu A (H3N2)	Flu A (Not-subtyped)	Flu A: H5N1	Number (%)
Afghanistan	2045	1937 (95)	62 (3)	(-)	13 (21)	(-)	(-)	49 (79)
Bahrain	300	293 (98)	8 (3)	(-)	(-)	1 (13)	(-)	7 (88)
Egypt	6030	6030 (100)	300 (5)	(-)	262 (87)	(-)	1 (0)	37 (12)
Iran (Islamic Republic of)	1189	1189 (100)	4 (0)	(-)	1 (25)	(-)	(-)	3 (75)
Iraq	695	695 (100)	10 (1)	(-)	1 (10)	(-)	8 (80)	1 (10)
Jordan	2614	2614 (100)	(-)	(-)	(-)	(-)	(-)	(-)
Kuwait	140	(-)	(-)	(-)	(-)	(-)	(-)	(-)
Lebanon	1707	1707 (100)	15 (1)	(-)	15 (100)	(-)	(-)	(-)
Morocco	122	122 (100)	(-)	(-)	(-)	(-)	(-)	(-)
Oman	4591	4556 (99)	17 (0)	(-)	7 (41)	(-)	(-)	10 (59)
Pakistan	5565	5565 (100)	266 (5)	(-)	117 (44)	(-)	(-)	149 (56)
Qatar	5627	5627 (100)	400 (7)	5 (1)	251 (63)	62 (16)	(-)	82 (21)
Saudi Arabia	5675	4087 (72)	94 (2)	1 (1)	(-)	4 (4)	(-)	89 (95)
Sudan	13	13 (100)	(-)	(-)	(-)	(-)	(-)	(-)
Syrian Arab Republic	28	28 (100)	5 (18)	(-)	5 (100)	(-)	(-)	(-)
Tunisia	129	129 (100)	(-)	(-)	(-)	(-)	(-)	(-)
United Arab Emirates	866	866 (100)	8 (1)	(-)	6 (75)	(-)	(-)	2 (25)
<b>Total</b>	<b>37336</b>	<b>35458 (95)</b>	<b>1189 (3)</b>	<b>6 (1)</b>	<b>678 (57)</b>	<b>67 (6)</b>	<b>9 (1)</b>	<b>429 (36)</b>

Table 2. Reported cases by country during W01-W37/2021

© World Health Organization 2021.

Some rights reserved. This work is available under the Creative Commons Attribution-Non Commercial-Share Alike 3.0 IGO license (CC BY-NC-SA 3.0 IGO; <https://creativecommons.org/licenses/by-nc-sa/3.0/igo>).