



Influenza situation in the Eastern Mediterranean Region

W36/2021 (from 05/09/2021 to 11/09/2021)

Source of data: EMFLU Network and FLUMART

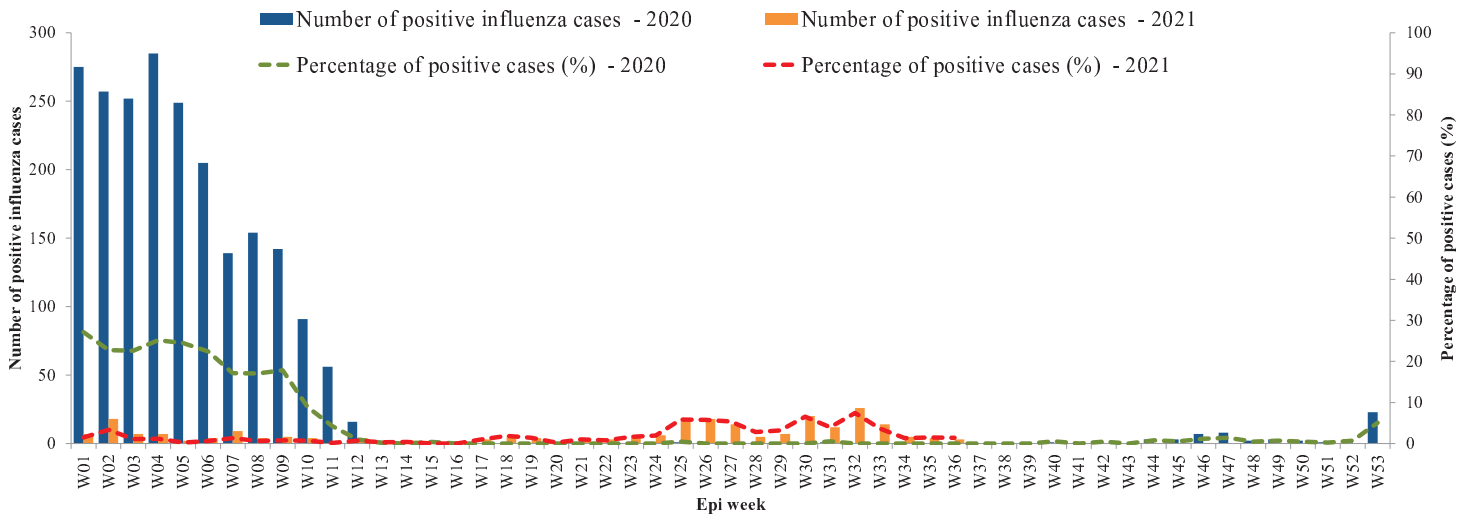


Figure 1. Number of positive influenza cases and influenza positivity rate per week, 2020-2021

W33/2020 - W36/2021

Last 4 weeks

■ Flu A: A(H1N1)pdm09 ■ Flu A: seasonal H3N2 ■ Flu A: Unsubtyped
■ Flu A: H5N1 ■ Flu B

■ Flu A: A(H1N1)pdm09 ■ Flu A: seasonal H3N2 ■ Flu A: Unsubtyped ■ Flu B

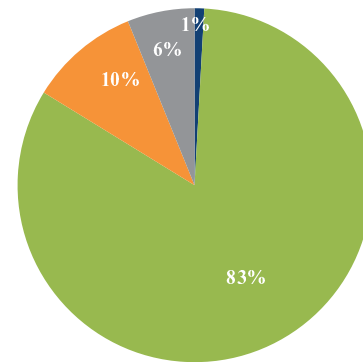
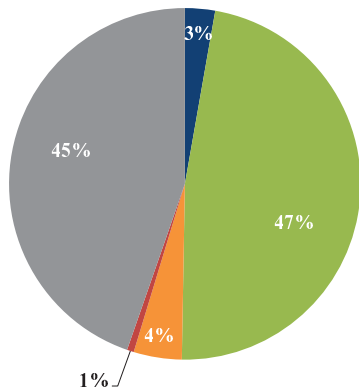


Figure 2. Percentage of circulating virus type by positive influenza cases

Virus type	W33/2020-W36/2021	Last 4 weeks
	Number (%)	Number (%)
Flu A: A(H1N1)pdm09	35 (3)	2 (1)
Flu A: seasonal H3N2	601 (48)	189 (83)
Flu A: Unsubtyped	56 (4)	23 (10)
Flu A: H5N1	8 (1)	
Flu B	565 (45)	14 (6)
Total	1265	228

Table 1. Type and number of influenza viruses detected from W33/2020 to W36/2021 and during the last four weeks

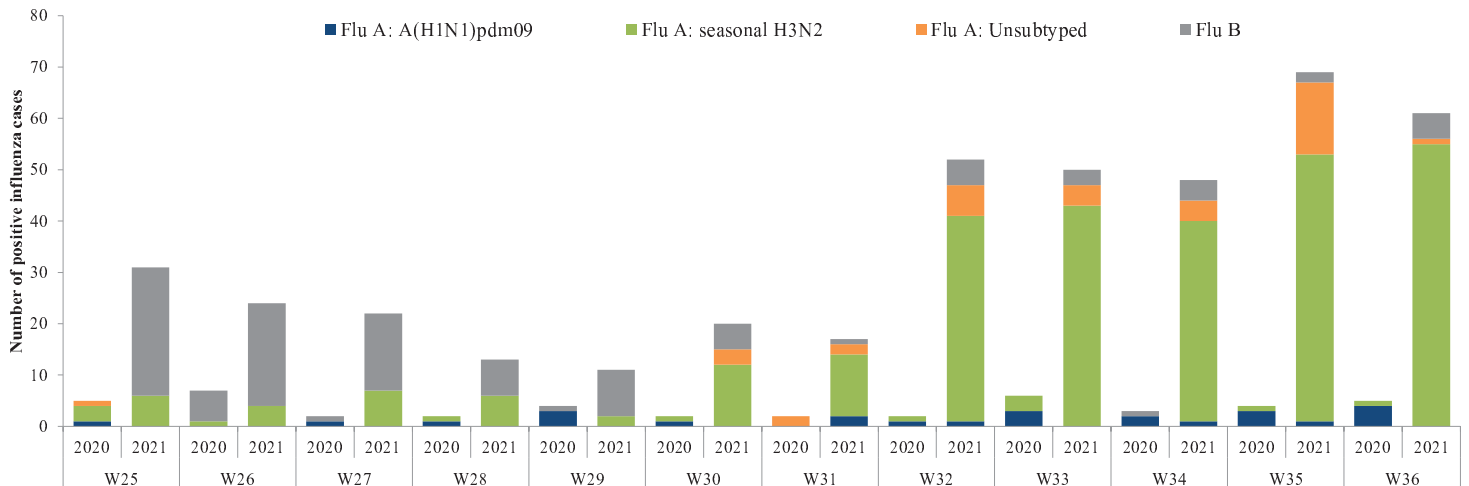


Figure 3. Comparison of respiratory pathogens detected from tested specimens by last 12 weeks

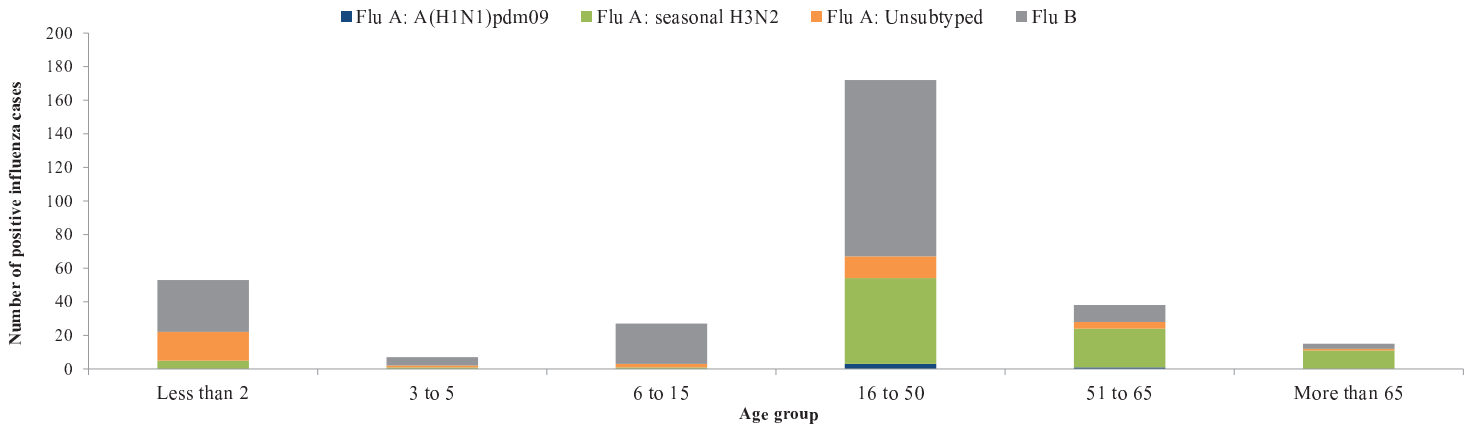


Figure 4 Age group distribution of influenza cases by virus type in the Region from W33/2020 to W36/2021

Country	Number of enrolled cases	Tested cases number (%)	Influenza positive cases number (%)	Positive cases				
				Flu A				Flu B
				Flu A (H1N1)pdm09	Flu A (H3N2)	Flu A (Not-subtyped)	Flu A: H5N1	Number (%)
Afghanistan	2020	1912 (95)	62 (3)	(-)	13 (21)	(-)	(-)	49 (79)
Bahrain	300	293 (98)	8 (3)	(-)	(-)	1 (13)	(-)	7 (88)
Egypt	4837	4837 (100)	182 (4)	(-)	161 (88)	(-)	(-)	21 (12)
Iran (Islamic Republic of)	1156	1156 (100)	4 (0)	(-)	1 (25)	(-)	(-)	3 (75)
Iraq	685	685 (100)	10 (1)	(-)	1 (10)	(-)	8 (80)	1 (10)
Jordan	2614	2614 (100)	(-)	(-)	(-)	(-)	(-)	(-)
Kuwait	140	(-)	(-)	(-)	(-)	(-)	(-)	(-)
Lebanon	1495	1495 (100)	6 (0)	(-)	6 (100)	(-)	(-)	(-)
Morocco	122	122 (100)	(-)	(-)	(-)	(-)	(-)	(-)
Oman	4527	4492 (99)	15 (0)	(-)	5 (33)	(-)	(-)	10 (67)
Pakistan	5565	5565 (100)	266 (5)	(-)	117 (44)	(-)	(-)	149 (56)
Qatar	5345	5345 (100)	367 (7)	5 (1)	229 (62)	52 (14)	(-)	81 (22)
Saudi Arabia	5548	4053 (73)	92 (2)	1 (1)	(-)	3 (3)	(-)	88 (96)
Sudan	13	13 (100)	(-)	(-)	(-)	(-)	(-)	(-)
Syrian Arab Republic	28	28 (100)	5 (18)	(-)	5 (100)	(-)	(-)	(-)
Tunisia	129	129 (100)	(-)	(-)	(-)	(-)	(-)	(-)
United Arab Emirates	831	831 (100)	8 (1)	(-)	6 (75)	(-)	(-)	2 (25)
Total	35355	33570 (95)	1025 (3)	6 (1)	544 (53)	56 (5)	8 (1)	411 (40)

Table 2. Reported cases by country during W01-W36/2021

© World Health Organization 2021.

Some rights reserved. This work is available under the Creative Commons Attribution-Non Commercial-Share Alike 3.0 IGO license (CC BY-NC-SA 3.0 IGO; <https://creativecommons.org/licenses/by-nc-sa/3.0/igo>).