



Influenza situation in the Eastern Mediterranean Region

W35/2021 (from 29/08/2021 to 04/09/2021)

Source of data: EMFLU Network and FLUMART

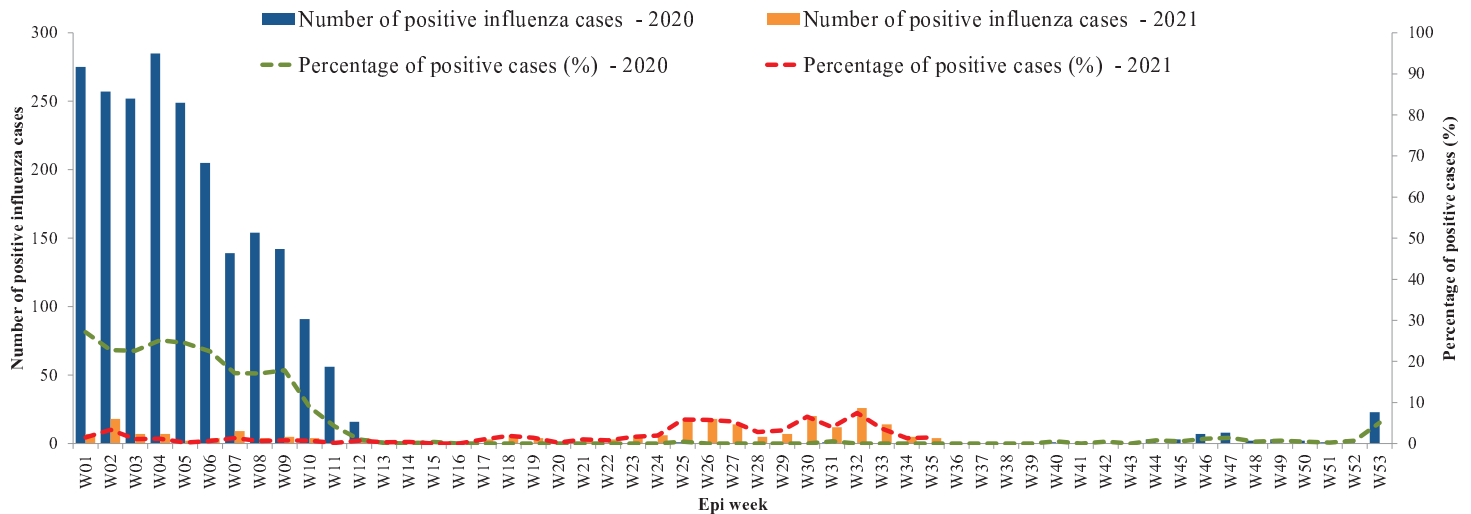


Figure 1. Number of positive influenza cases and influenza positivity rate per week, 2020-2021

W33/2020 - W35/2021

Last 4 weeks

Flu A: A(H1N1)pdm09 Flu A: seasonal H3N2 Flu A: Unsubtyped
Flu A: H5N1 Flu B

Flu A: A(H1N1)pdm09 Flu A: seasonal H3N2 Flu A: Unsubtyped Flu B

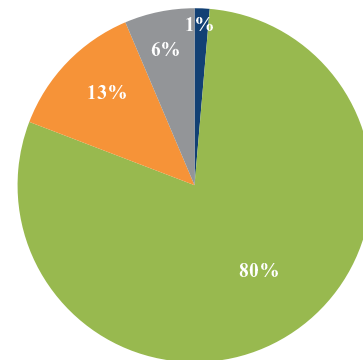
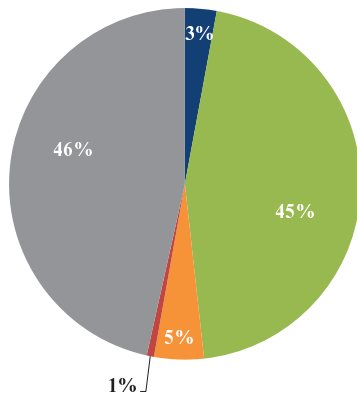


Figure 2. Percentage of circulating virus type by positive influenza cases

Virus type	W33/2020-W35/2021	Last 4 weeks
	Number (%)	Number (%)
Flu A: A(H1N1)pdm09	35 (3)	3 (1)
Flu A: seasonal H3N2	546 (45)	174 (79)
Flu A: Unsubtyped	55 (5)	28 (13)
Flu A: H5N1	8 (1)	
Flu B	560 (47)	14 (6)
Total	1204	219

Table 1. Type and number of influenza viruses detected from W33/2020 to W35/2021 and during the last four weeks

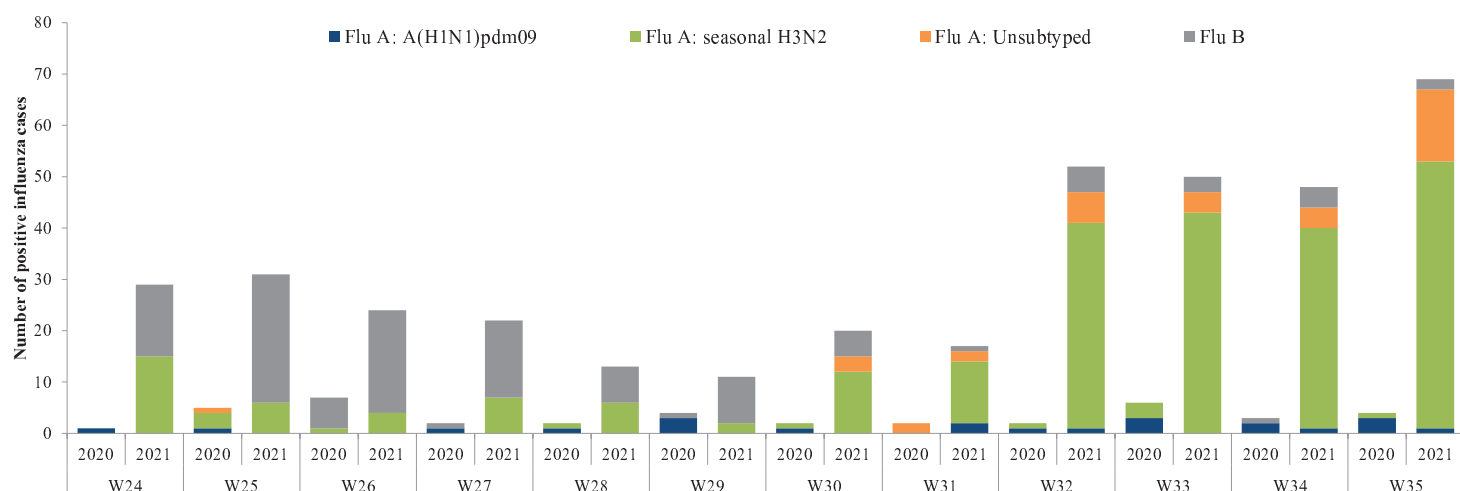


Figure 3. Comparison of respiratory pathogens detected from tested specimens by last 12 weeks

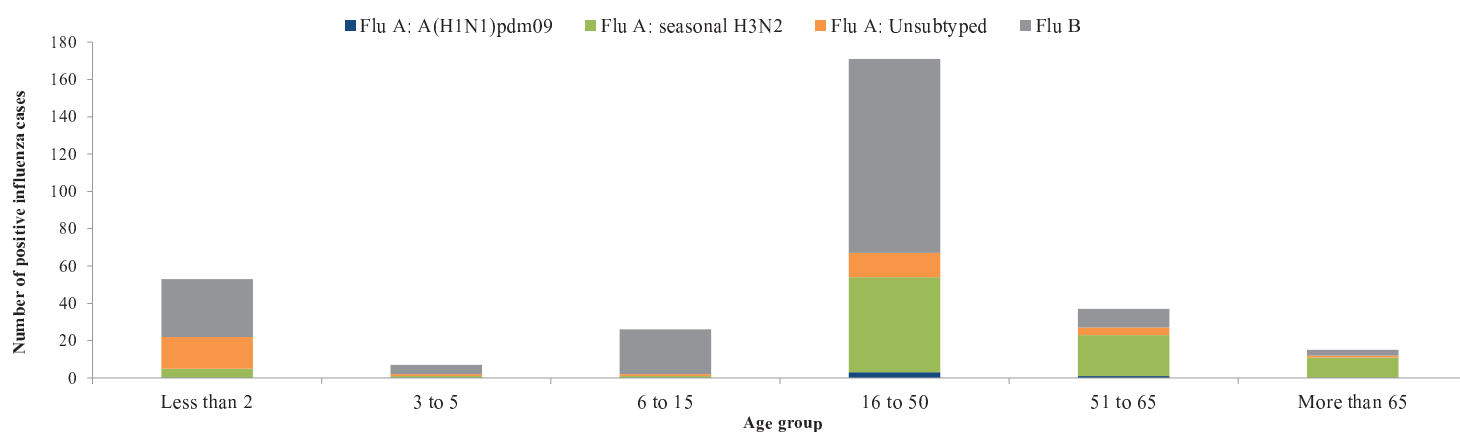


Figure 4 Age group distribution of influenza cases by virus type in the Region from W33/2020 to W35/2021

Country	Number of enrolled cases	Tested cases number (%)	Influenza positive cases number (%)	Positive cases				
				Flu A				Flu B
				Flu A (H1N1)pdm09	Flu A (H3N2)	Flu A (Not-subtyped)	Flu A: H5N1	Number (%)
Afghanistan	1996	1888 (95)	62 (3)	(-)	13 (21)	(-)	(-)	49 (79)
Bahrain	300	293 (98)	8 (3)	(-)	(-)	1 (13)	(-)	7 (88)
Egypt	4680	4680 (100)	181 (4)	(-)	160 (88)	(-)	(-)	21 (12)
Iran (Islamic Republic of)	1156	1156 (100)	4 (0)	(-)	1 (25)	(-)	(-)	3 (75)
Iraq	685	685 (100)	10 (1)	(-)	1 (10)	(-)	8 (80)	1 (10)
Jordan	2608	2608 (100)	(-)	(-)	(-)	(-)	(-)	(-)
Kuwait	140	(-)	(-)	(-)	(-)	(-)	(-)	(-)
Lebanon	1392	1392 (100)	(-)	(-)	(-)	(-)	(-)	(-)
Morocco	122	122 (100)	(-)	(-)	(-)	(-)	(-)	(-)
Oman	4417	4382 (99)	12 (0)	(-)	2 (17)	(-)	(-)	10 (83)
Pakistan	5445	5445 (100)	263 (5)	(-)	114 (43)	(-)	(-)	149 (57)
Qatar	5095	5095 (100)	321 (6)	5 (2)	187 (58)	52 (16)	(-)	77 (24)
Saudi Arabia	5464	4030 (74)	90 (2)	1 (1)	(-)	2 (2)	(-)	87 (97)
Sudan	13	13 (100)	(-)	(-)	(-)	(-)	(-)	(-)
Syrian Arab Republic	28	28 (100)	5 (18)	(-)	5 (100)	(-)	(-)	(-)
Tunisia	129	129 (100)	(-)	(-)	(-)	(-)	(-)	(-)
United Arab Emirates	803	803 (100)	8 (1)	(-)	6 (75)	(-)	(-)	2 (25)
Total	34473	32749 (95)	964 (3)	6 (1)	489 (51)	55 (6)	8 (1)	406 (42)

Table 2. Reported cases by country during W01-W35/2021

© World Health Organization 2021.

Some rights reserved. This work is available under the Creative Commons Attribution-Non Commercial-Share Alike 3.0 IGO license (CC BY-NC-SA 3.0 IGO; <https://creativecommons.org/licenses/by-nc-sa/3.0/igo>).