

Influenza monthly update

In August 2021 (weeks 31–34), 10 countries in the Eastern Mediterranean Region (EMR) reported data to FluNet and EMFLU, namely Afghanistan, Bahrain, Egypt, Iraq, Lebanon, Oman, Pakistan, Qatar, Saudi Arabia and United Arab Emirates.

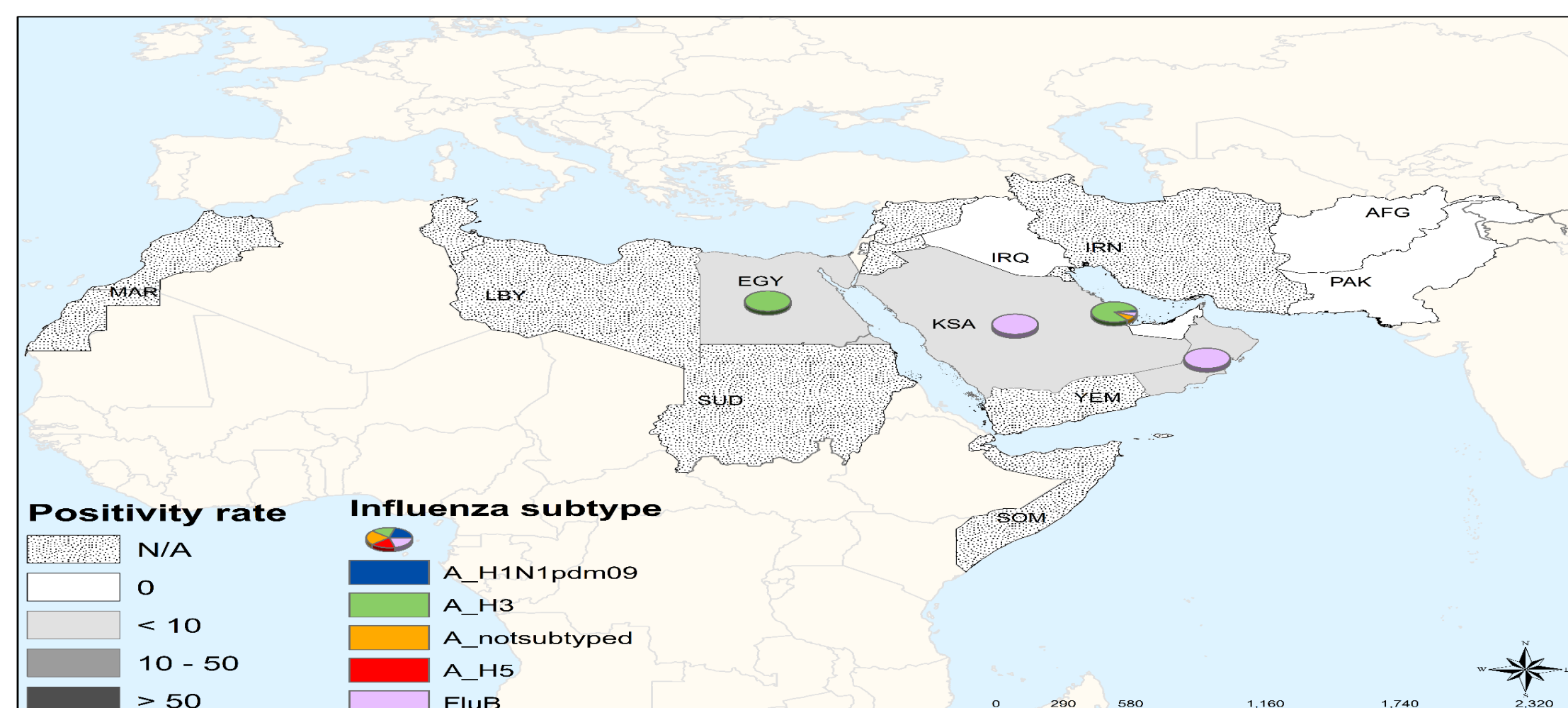
Out of the 2751 enrolled cases in the Region during this month, 2108 specimens were tested for influenza, of which only 160 specimens tested positive.

Influenza activity by subtype

- In the northern Africa influenza transmission zone, influenza A(H3) virus was detected predominantly in Egypt.
- In the western Asia influenza transmission zone, influenza B virus (lineage not determined) was the only detected influenza virus in Oman, Qatar and Saudi Arabia. In Qatar, influenza A(H3), influenza B (lineage not determined) and influenza A (H1N1) pdm09 circulated with predominant presence to influenza A(H3) (83%). Bahrain, Iraq, Lebanon and United Arab Emirates reported no influenza activity.
- In the southern Asia transmission zone, no influenza activity was reported.

Circulating influenza viruses by subtype

- During August 2021, national influenza centres and influenza laboratories in the Region tested 76.6% of the total enrolled cases. The Region's influenza positivity reached 7.6% with Qatar recording the highest influenza positivity in the Region (20%).
- Genetic and antigenic testing: Out of the 160 subtyped specimens, 133 specimens (83%) were influenza A(H3), 12 specimens (8%) were influenza A (not subtyped), 11 specimens (7%) were influenza B (lineage not determined), and 4 specimens (2%) were influenza A (H1N1) pdm09.



Disclaimer: The representation of material on the maps contained herein does not imply the expression of any opinion whatsoever on the part of the World Health Organization concerning the legal status of any country, territory, city or area or its authority of frontiers or boundaries. Dotted lines on maps represents approximate border lines for which there may not be full agreement.

Figure 1. Influenza geographic distribution/circulation, EMR, August 2021

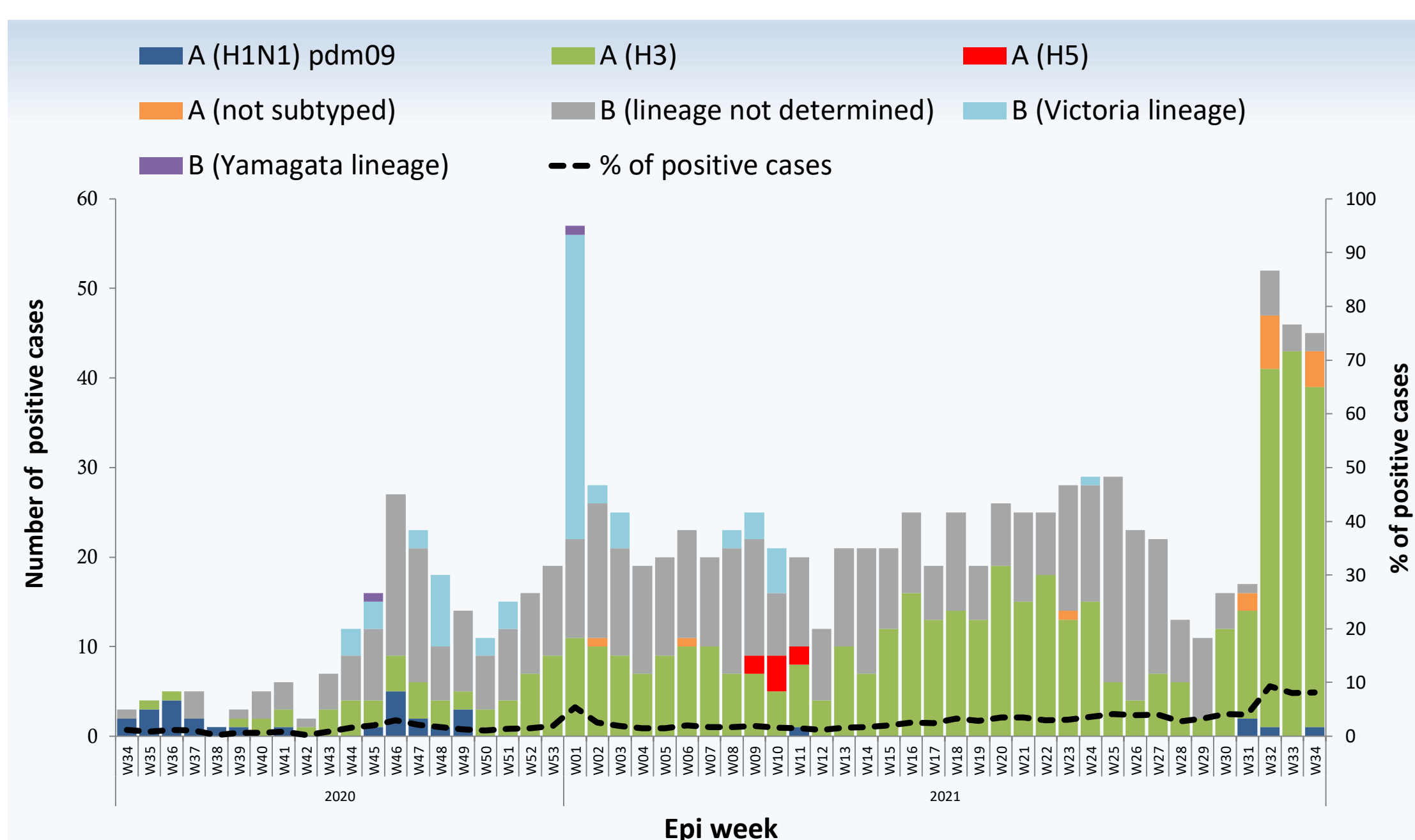


Figure 2. Number of positive influenza cases by subtyped viruses and percentage of positive cases by week, EMR, August 2021

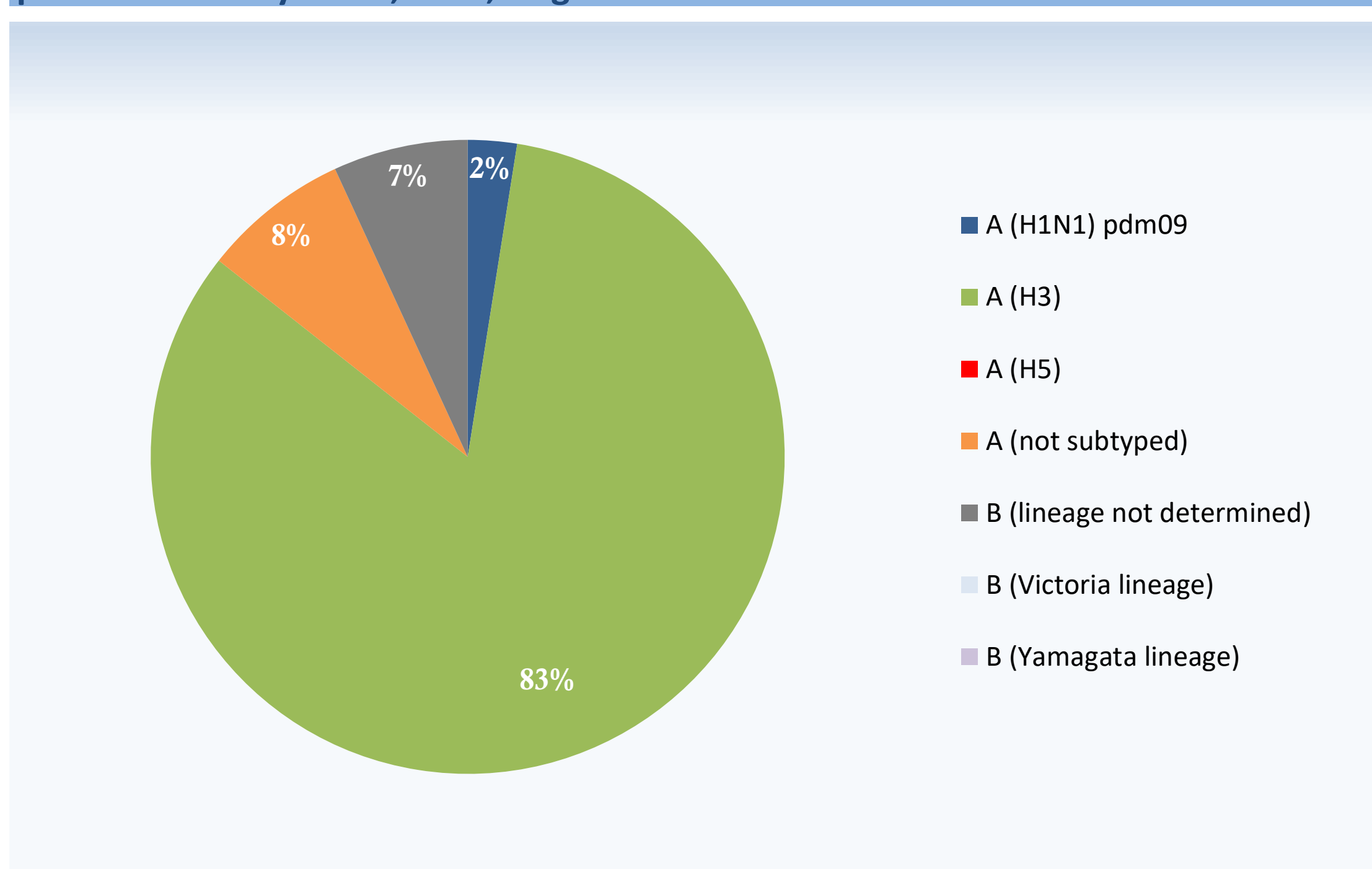


Figure 3. Subtyped influenza viruses, EMR, August 2021

Source of data: FluNet and EMFLU

© World Health Organization 2021.

Some rights reserved. This work is available under the Creative Commons Attribution-Non Commercial-Share Alike 3.0 IGO license (CC BY-NC-SA 3.0 IGO); <https://creativecommons.org/licenses/by-nc-sa/3.0/igo>.