



Influenza situation in the Eastern Mediterranean Region

W33/2021 (from 15/08/2021 to 21/08/2021)

Source of data : **EMFLU Network** and **FLUMART**

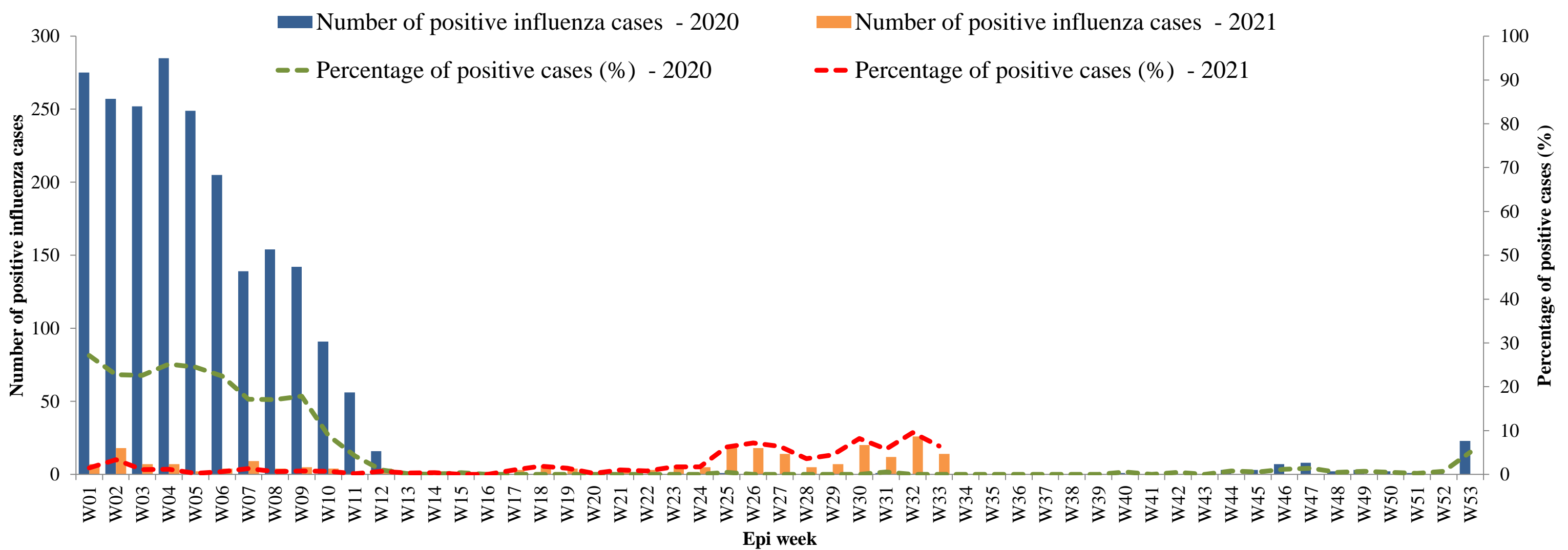


Figure 1. Number of positive influenza cases and influenza positivity rate per week, 2020-2021

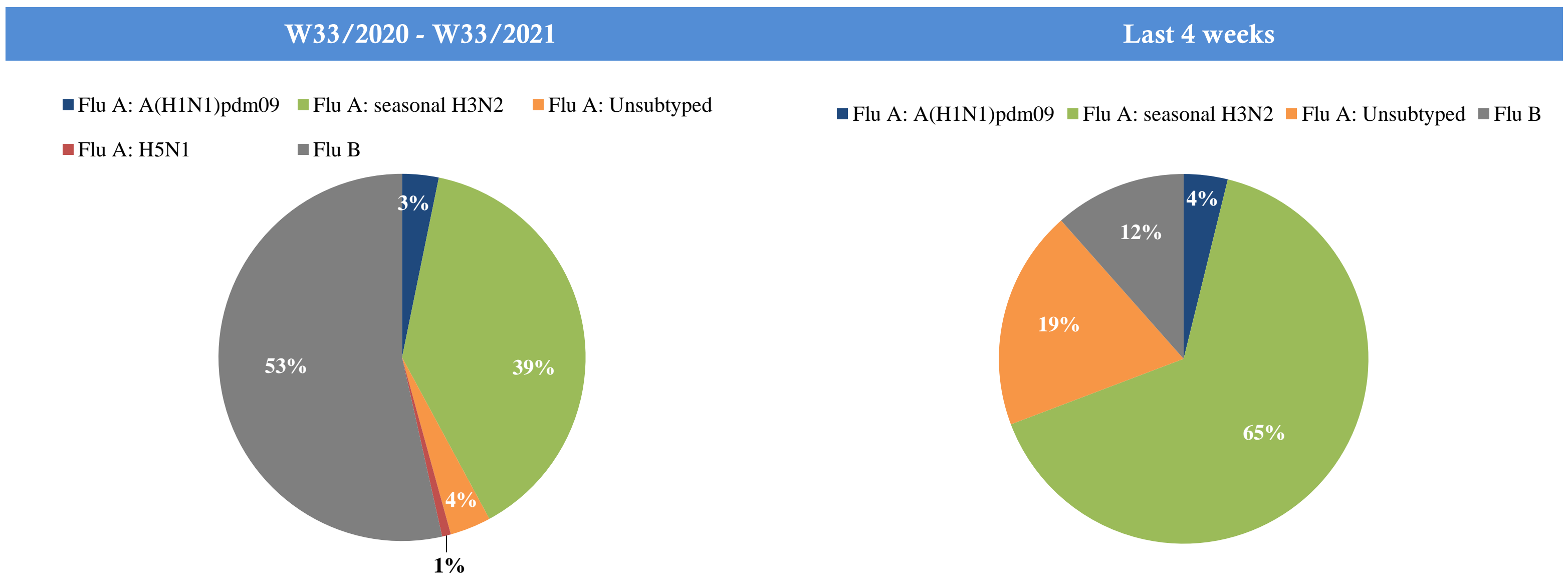


Figure 2. Percentage of circulating virus type by positive influenza cases

| Virus type | W33/2020-W33/2021 | Last 4 weeks |
|----------------------|-------------------|--------------|
| | Number (%) | Number (%) |
| Flu A: A(H1N1)pdm09 | 33 (3) | 3 (4) |
| Flu A: seasonal H3N2 | 399 (39) | 51 (65) |
| Flu A: Unsubtyped | 37 (4) | 15 (19) |
| Flu A: H5N1 | 8 (1) | |
| Flu B | 549 (54) | 9 (12) |
| Total | 1026 | 78 |

Table 1. Type and number of influenza viruses detected from W33/2020 to W33/2021 and during the last four weeks

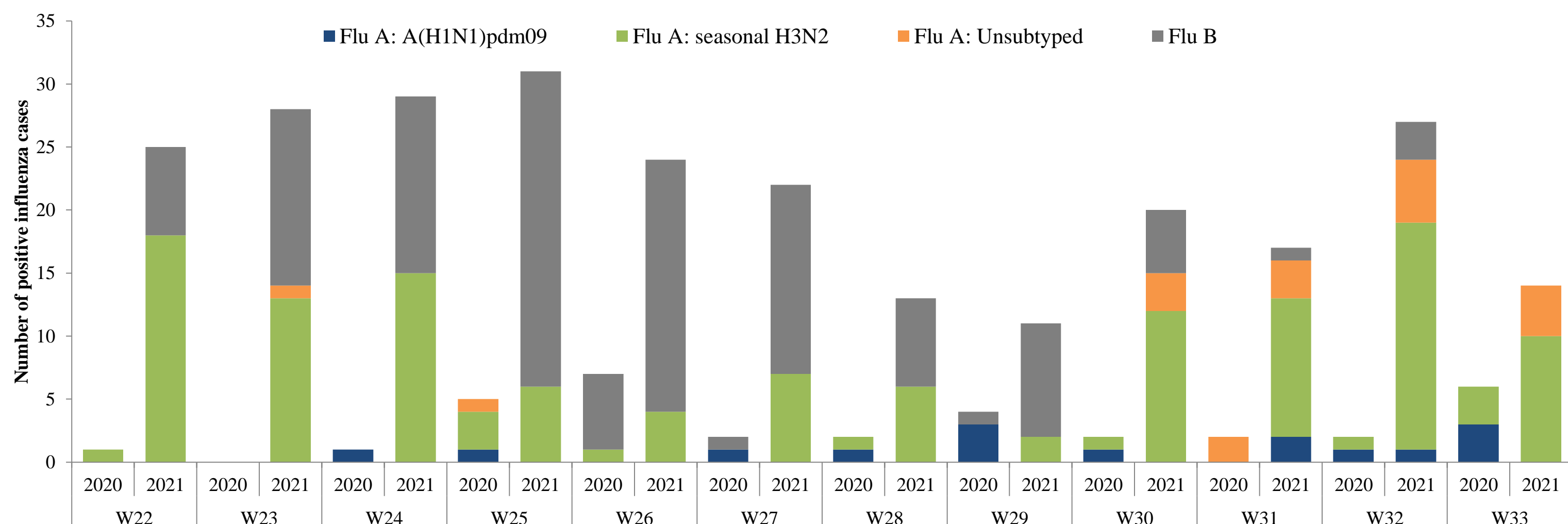


Figure 3. Comparison of respiratory pathogens detected from tested specimens by last 12 weeks

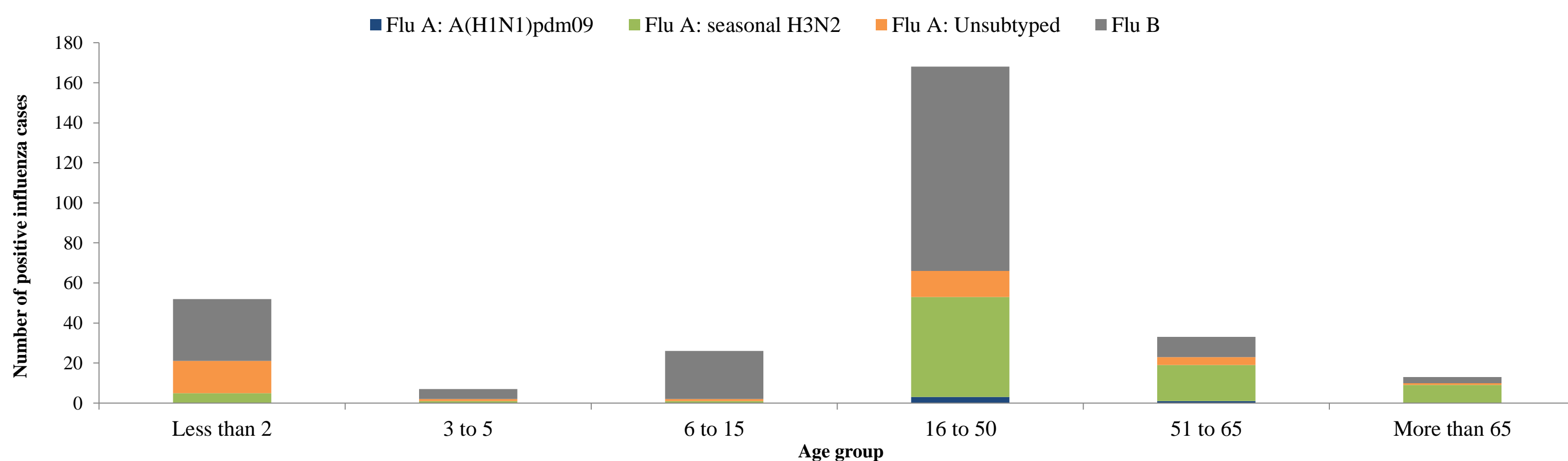


Figure 4. Age group distribution of influenza cases by virus type in the Region from W33/2020 to W33/2021

| Country | Number of enrolled cases | Tested cases number (%) | Influenza positive cases number (%) | Positive cases | | | | |
|----------------------------|--------------------------|-------------------------|-------------------------------------|-------------------|-----------------|----------------------|--------------|-----------------|
| | | | | Flu A | | | | Flu B |
| | | | | Flu A (H1N1)pdm09 | Flu A (H3N2) | Flu A (Not-subtyped) | Flu A: H5N1 | Number (%) |
| Afghanistan | 2067 | 1653 (80) | 62 (4) | (-) | 13 (21) | (-) | (-) | 49 (79) |
| Bahrain | 288 | 282 (98) | 7 (2) | (-) | (-) | (-) | (-) | 7 (100) |
| Egypt | 4102 | 4102 (100) | 173 (4) | (-) | 154 (89) | (-) | (-) | 19 (11) |
| Iran (Islamic Republic of) | 1137 | 1137 (100) | 4 (0) | (-) | 1 (25) | (-) | (-) | 3 (75) |
| Iraq | 664 | 664 (100) | 10 (2) | (-) | 1 (10) | (-) | 8 (80) | 1 (10) |
| Jordan | 2080 | 2080 (100) | (-) | (-) | (-) | (-) | (-) | (-) |
| Kuwait | 140 | (-) | (-) | (-) | (-) | (-) | (-) | (-) |
| Lebanon | 1392 | 1392 (100) | (-) | (-) | (-) | (-) | (-) | (-) |
| Morocco | 122 | 122 (100) | (-) | (-) | (-) | (-) | (-) | (-) |
| Oman | 4326 | 4292 (99) | 10 (0) | (-) | (-) | (-) | (-) | 10 (100) |
| Pakistan | 5205 | 5205 (100) | 263 (5) | (-) | 114 (43) | (-) | (-) | 149 (57) |
| Qatar | 4272 | 4272 (100) | 154 (4) | 3 (2) | 48 (31) | 35 (23) | (-) | 68 (44) |
| Saudi Arabia | 5261 | 3985 (76) | 90 (2) | 1 (1) | (-) | 2 (2) | (-) | 87 (97) |
| Sudan | 13 | 13 (100) | (-) | (-) | (-) | (-) | (-) | (-) |
| Syrian Arab Republic | 28 | 28 (100) | 5 (18) | (-) | 5 (100) | (-) | (-) | (-) |
| Tunisia | 129 | 129 (100) | (-) | (-) | (-) | (-) | (-) | (-) |
| United Arab Emirates | 740 | 740 (100) | 8 (1) | (-) | 6 (75) | (-) | (-) | 2 (25) |
| Total | 31966 | 30096 (94) | 786 (3) | 4 (1) | 342 (44) | 37 (5) | 8 (1) | 395 (50) |

Table 2. Reported cases by country during W01-W33/2021

© World Health Organization 2021.

Some rights reserved. This work is available under the Creative Commons Attribution-Non Commercial-Share Alike 3.0 IGO license (CC BY-NC-SA 3.0 IGO; <https://creativecommons.org/licenses/by-nc-sa/3.0/igo>).