

Influenza situation in the Eastern Mediterranean Region

W32/2021 (from 08/08/2021 to 14/08/2021)

Source of data : **EMFLU Network** and **FLUMART**

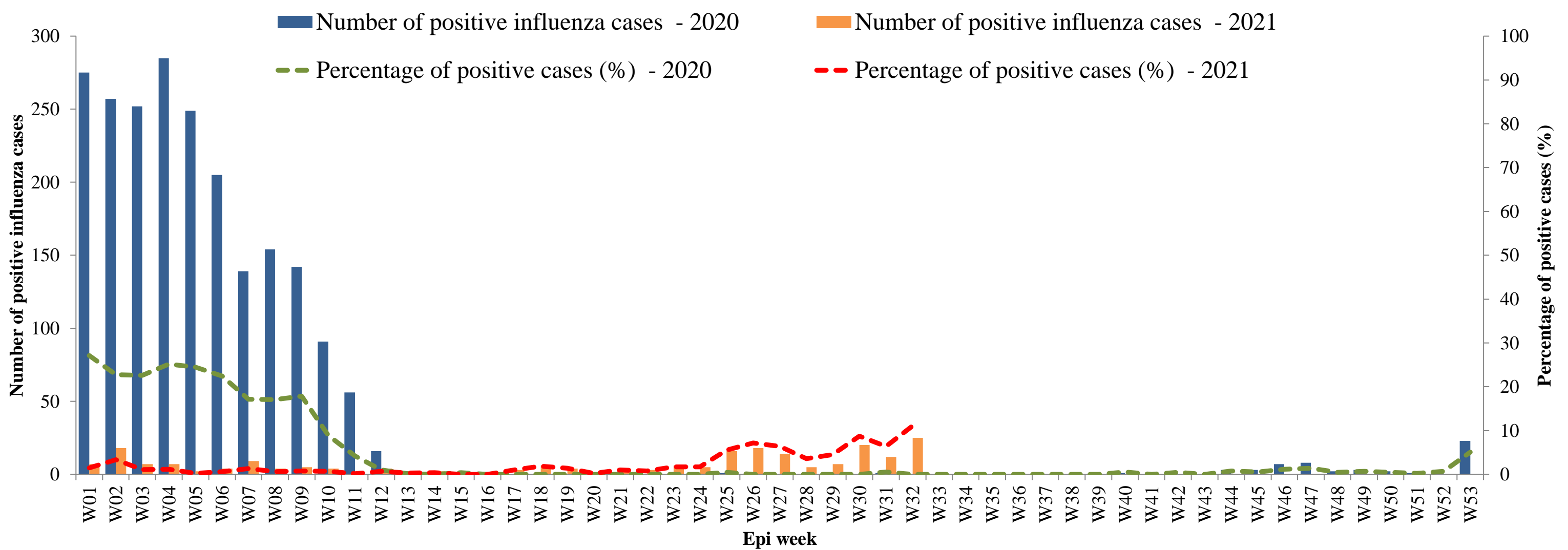


Figure 1. Number of positive influenza cases and influenza positivity rate per week, 2020-2021

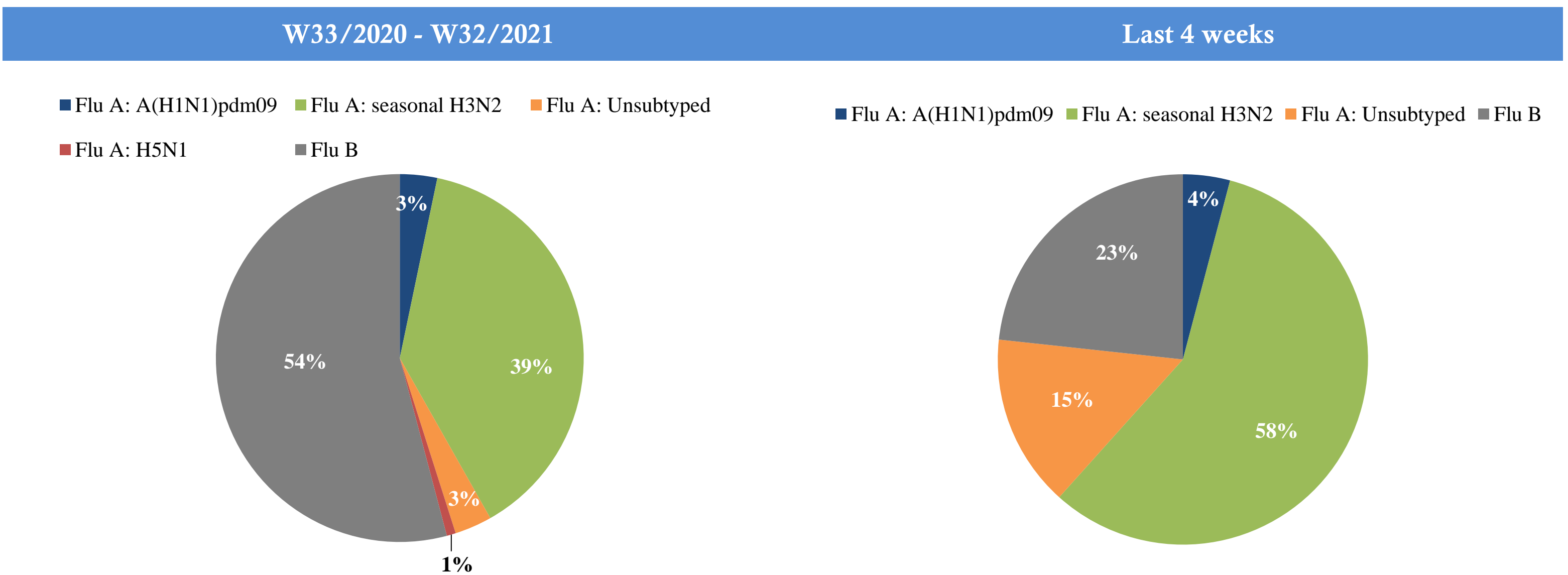


Figure 2. Percentage of circulating virus type by positive influenza cases

Virus type	W33/2020-W32/2021	Last 4 weeks
	Number (%)	Number (%)
Flu A: A(H1N1)pdm09	33 (3)	3 (4)
Flu A: seasonal H3N2	388 (39)	42 (58)
Flu A: Unsubtyped	33 (3)	11 (15)
Flu A: H5N1	8 (1)	
Flu B	545 (54)	17 (23)
Total	1007	73

Table 1. Type and number of influenza viruses detected from W33/2020 to W32/2021 and during the last four weeks

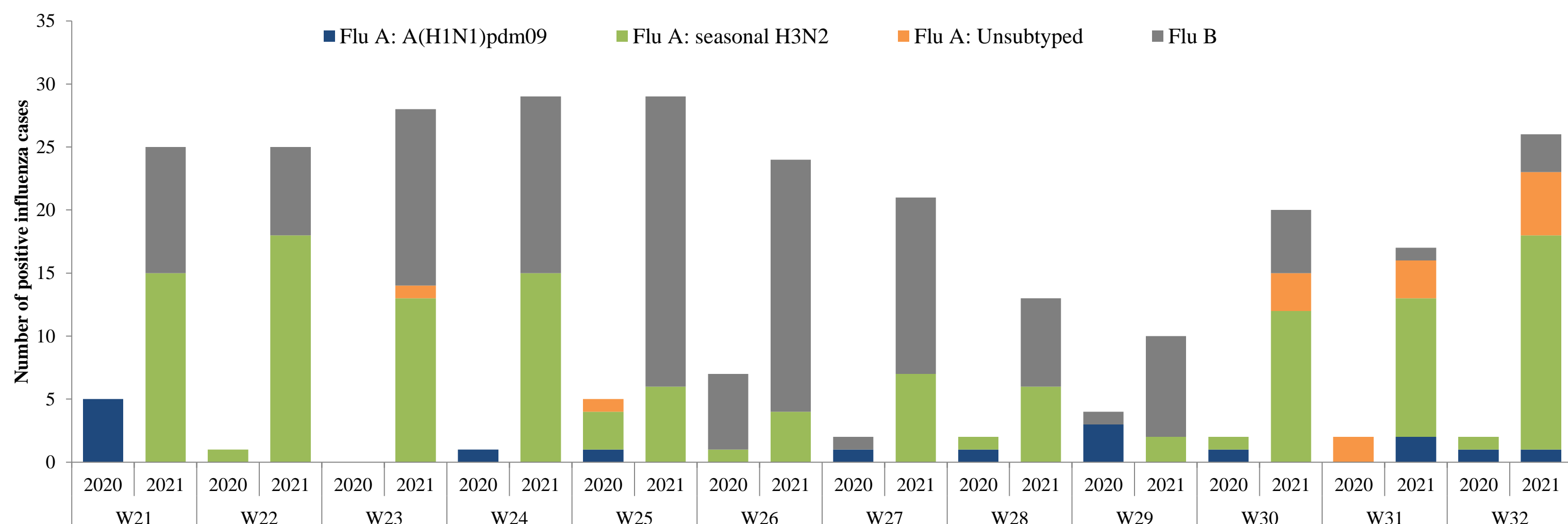


Figure 3. Comparison of respiratory pathogens detected from tested specimens by last 12 weeks

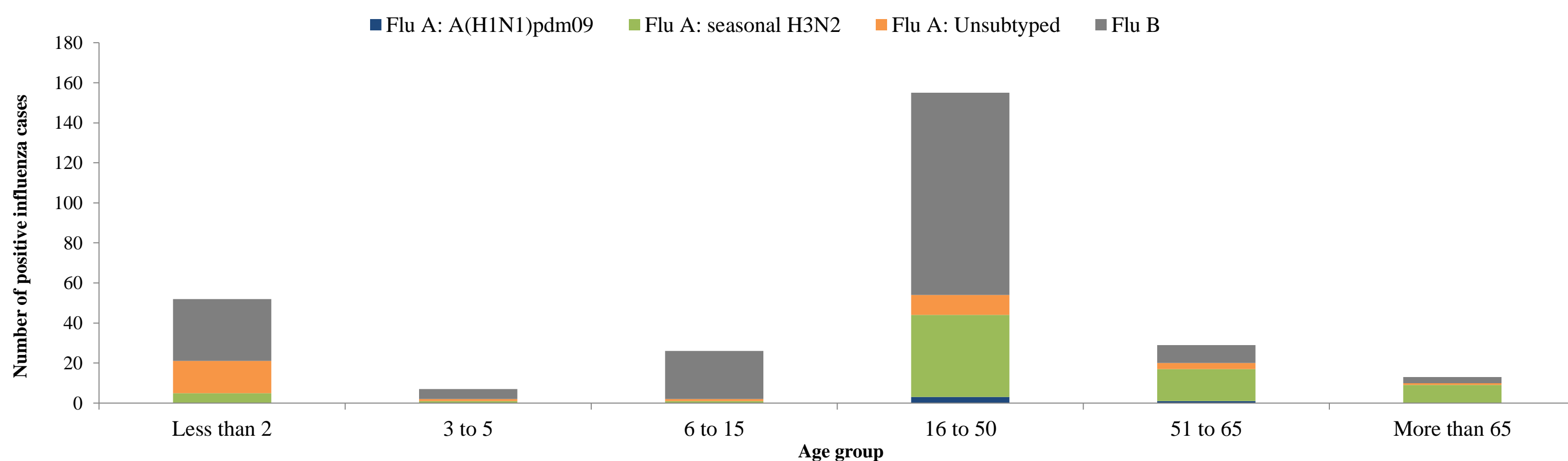


Figure 4. Age group distribution of influenza cases by virus type in the Region from W33/2020 to W32/2021

Country	Number of enrolled cases	Tested cases number (%)	Influenza positive cases number (%)	Positive cases				
				Flu A				Flu B
				Flu A (H1N1)pdm09	Flu A (H3N2)	Flu A (Not-subtyped)	Flu A: H5N1	Number (%)
Afghanistan	1984	1653 (83)	62 (4)	(-)	13 (21)	(-)	(-)	49 (79)
Bahrain	281	276 (98)	7 (3)	(-)	(-)	(-)	(-)	7 (100)
Egypt	3945	3945 (100)	170 (4)	(-)	153 (90)	(-)	(-)	17 (10)
Iran (Islamic Republic of)	1137	1137 (100)	4 (0)	(-)	1 (25)	(-)	(-)	3 (75)
Iraq	664	664 (100)	10 (2)	(-)	1 (10)	(-)	8 (80)	1 (10)
Jordan	2080	2080 (100)	(-)	(-)	(-)	(-)	(-)	(-)
Kuwait	140	(-)	(-)	(-)	(-)	(-)	(-)	(-)
Lebanon	1361	1361 (100)	(-)	(-)	(-)	(-)	(-)	(-)
Morocco	122	122 (100)	(-)	(-)	(-)	(-)	(-)	(-)
Oman	4282	4250 (99)	10 (0)	(-)	(-)	(-)	(-)	10 (100)
Pakistan	4368	4368 (100)	261 (6)	(-)	114 (44)	(-)	(-)	147 (56)
Qatar	4232	4232 (100)	140 (3)	3 (2)	38 (27)	31 (22)	(-)	68 (49)
Saudi Arabia	5153	3969 (77)	90 (2)	1 (1)	(-)	2 (2)	(-)	87 (97)
Sudan	13	13 (100)	(-)	(-)	(-)	(-)	(-)	(-)
Syrian Arab Republic	28	28 (100)	5 (18)	(-)	5 (100)	(-)	(-)	(-)
Tunisia	129	129 (100)	(-)	(-)	(-)	(-)	(-)	(-)
United Arab Emirates	721	721 (100)	8 (1)	(-)	6 (75)	(-)	(-)	2 (25)
Total	30640	28948 (94)	767 (3)	4 (1)	331 (43)	33 (4)	8 (1)	391 (51)

Table 2. Reported cases by country during W01-W32/2021

© World Health Organization 2021.

Some rights reserved. This work is available under the Creative Commons Attribution-Non Commercial-Share Alike 3.0 IGO license (CC BY-NC-SA 3.0 IGO; <https://creativecommons.org/licenses/by-nc-sa/3.0/igo>).