

Influenza situation in the Eastern Mediterranean Region

W28/2021 (from 11/07/2021 to 17/07/2021)

Source of data : **EMFLU Network** and **FLUMART**

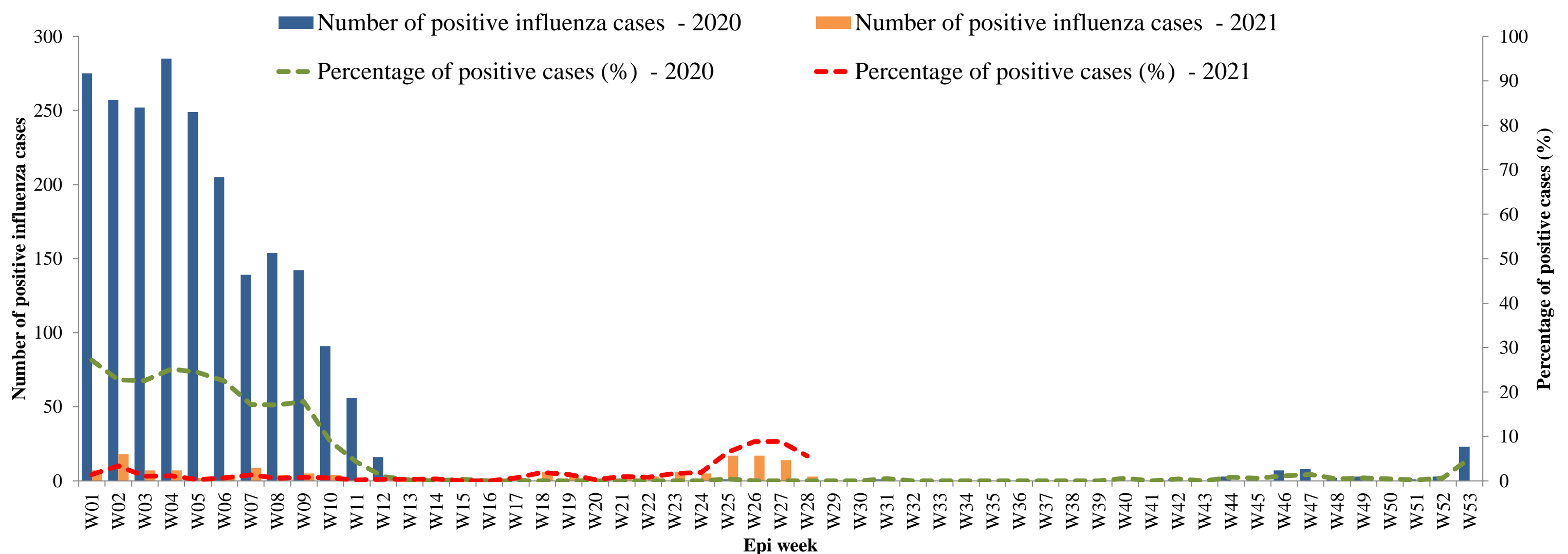


Figure 1. Number of positive influenza cases and influenza positivity rate per week, 2020-2021

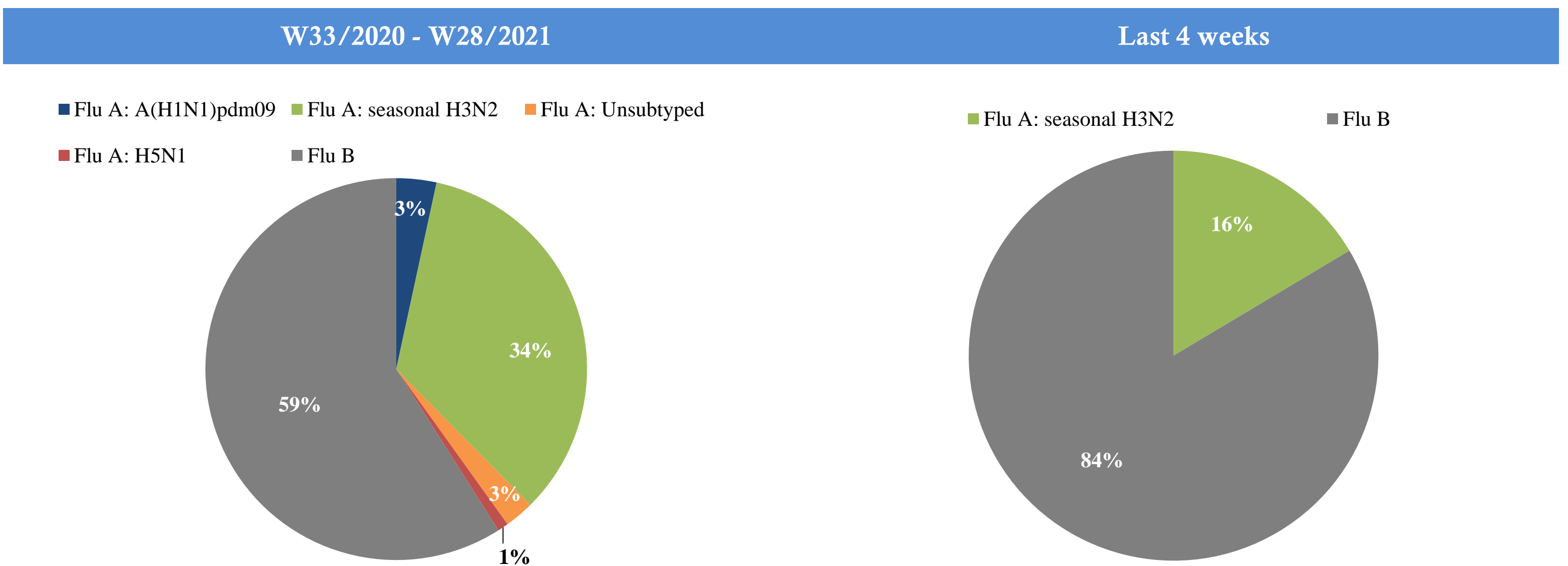


Figure 2. Percentage of circulating virus type by positive influenza cases

Virus type	W33/2020-W28/2021	Last 4 weeks
	Number (%)	Number (%)
Flu A: A(H1N1)pdm09	30 (3)	
Flu A: seasonal H3N2	302 (34)	12 (16)
Flu A: Unsubtyped	22 (2)	
Flu A: H5N1	8 (1)	
Flu B	521 (59)	61 (84)
Total	883	73

Table 1. Type and number of influenza viruses detected from W33/2020 to W28/2021 and during the last four weeks

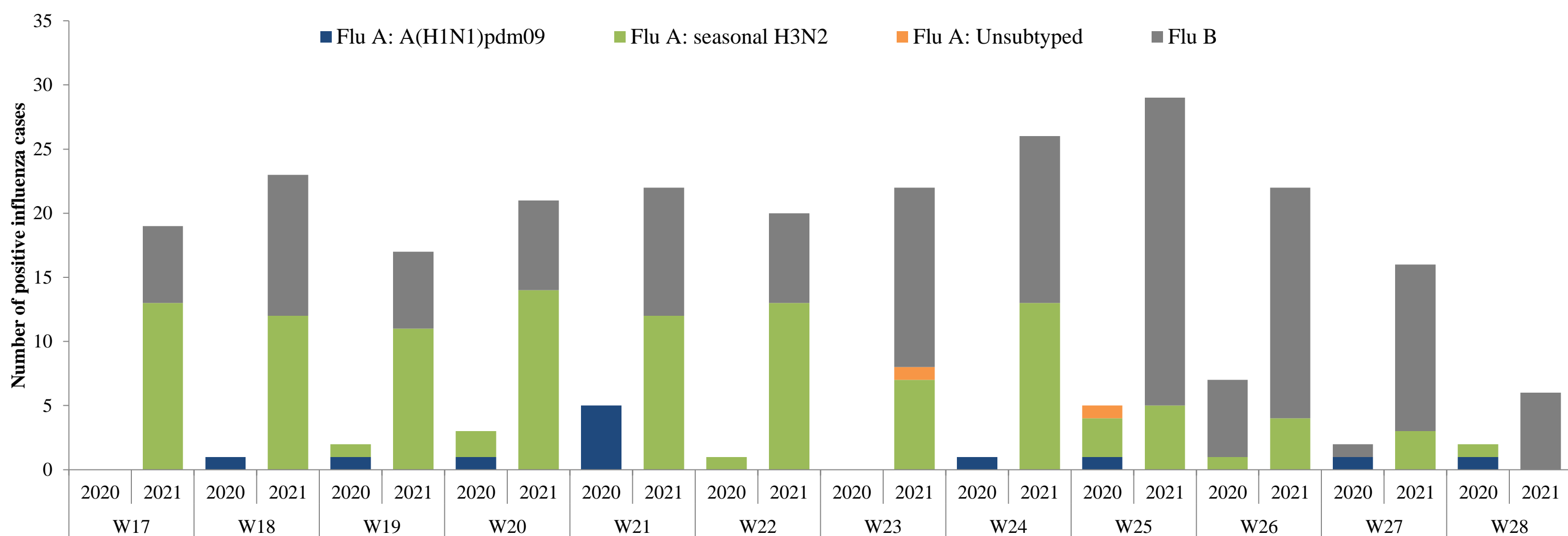


Figure 3. Comparison of respiratory pathogens detected from tested specimens by last 12 weeks

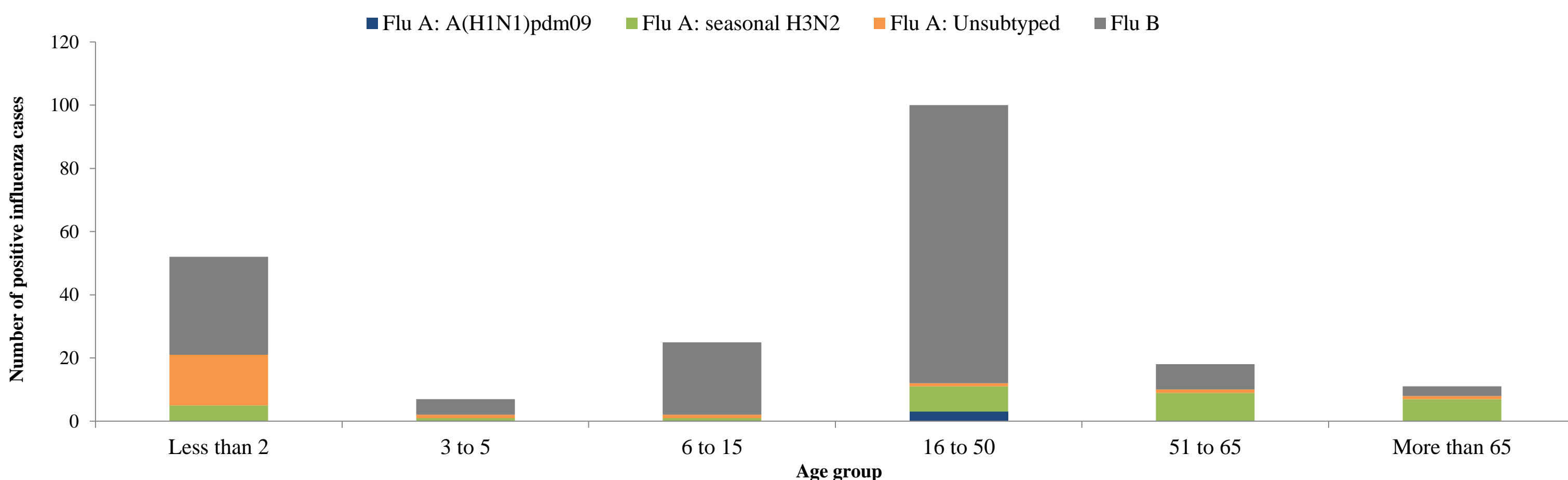


Figure 4. Age group distribution of influenza cases by virus type in the Region from W33/2020 to W28/2021

Country	Number of enrolled cases	Tested cases number (%)	Influenza positive cases number (%)	Positive cases				
				Flu A				Flu B
				Flu A (H1N1)pdm09	Flu A (H3N2)	Flu A (Not-subtyped)	Flu A: H5N1	Number (%)
Afghanistan	1761	1653 (94)	62 (4)	(-)	13 (21)	(-)	(-)	49 (79)
Bahrain	163	160 (98)	2 (1)	(-)	(-)	(-)	(-)	2 (100)
Egypt	2897	2897 (100)	119 (4)	(-)	105 (88)	(-)	(-)	14 (12)
Iran (Islamic Republic of)	1136	1136 (100)	4 (0)	(-)	1 (25)	(-)	(-)	3 (75)
Iraq	604	604 (100)	10 (2)	(-)	1 (10)	(-)	8 (80)	1 (10)
Jordan	2072	2072 (100)	(-)	(-)	(-)	(-)	(-)	(-)
Kuwait	140	(-)	(-)	(-)	(-)	(-)	(-)	(-)
Lebanon	1315	1315 (100)	(-)	(-)	(-)	(-)	(-)	(-)
Morocco	122	122 (100)	(-)	(-)	(-)	(-)	(-)	(-)
Oman	4058	4026 (99)	9 (0)	(-)	(-)	(-)	(-)	9 (100)
Pakistan	4368	4368 (100)	261 (6)	(-)	114 (44)	(-)	(-)	147 (56)
Qatar	3809	3809 (100)	78 (2)	(-)	(-)	20 (26)	(-)	58 (74)
Saudi Arabia	4687	3866 (82)	85 (2)	1 (1)	(-)	2 (2)	(-)	82 (96)
Sudan	13	13 (100)	(-)	(-)	(-)	(-)	(-)	(-)
Syrian Arab Republic	28	28 (100)	5 (18)	(-)	5 (100)	(-)	(-)	(-)
Tunisia	129	129 (100)	(-)	(-)	(-)	(-)	(-)	(-)
United Arab Emirates	609	609 (100)	8 (1)	(-)	6 (75)	(-)	(-)	2 (25)
Total	27911	26807 (96)	643 (2)	1 (0)	245 (38)	22 (3)	8 (1)	367 (57)

Table 2. Reported cases by country during W01-W28/2021

© World Health Organization 2021.

Some rights reserved. This work is available under the Creative Commons Attribution-Non Commercial-Share Alike 3.0 IGO license (CC BY-NC-SA 3.0 IGO; <https://creativecommons.org/licenses/by-nc-sa/3.0/igo>).