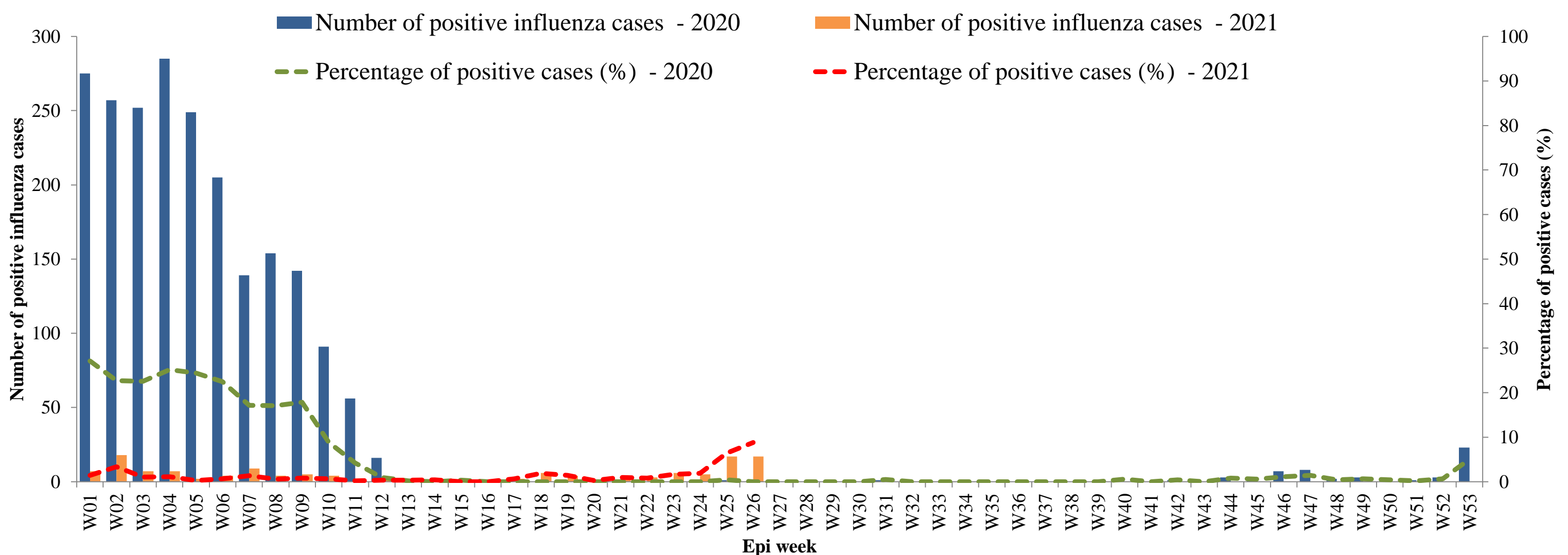


# Influenza situation in the Eastern Mediterranean Region

W26/2021 (from 27/06/2021 to 03/07/2021)

Source of data : **EMFLU Network** and **FLUMART**



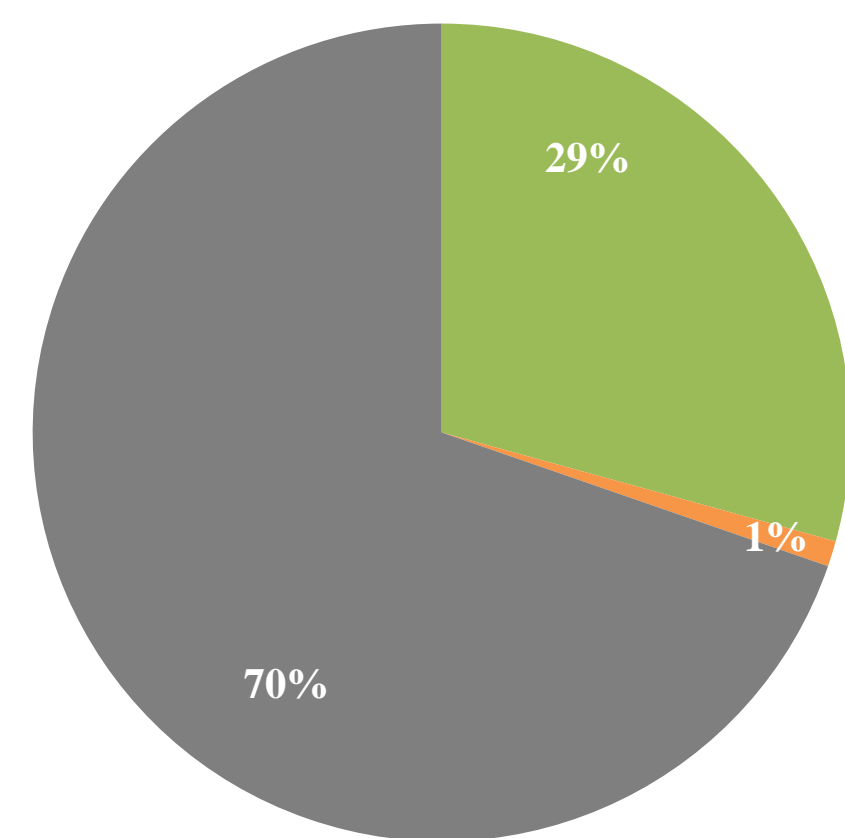
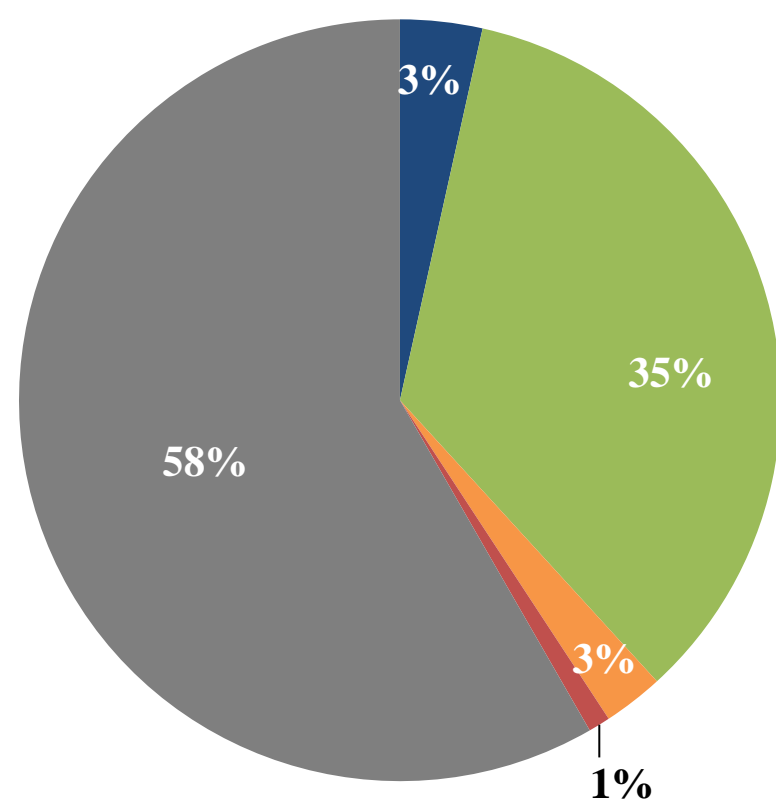
**Figure 1. Number of positive influenza cases and influenza positivity rate per week, 2020-2021**

W33/2020 - W26/2021

Last 4 weeks

■ Flu A: A(H1N1)pdm09 ■ Flu A: seasonal H3N2 ■ Flu A: Unsubtyped  
■ Flu A: H5N1 ■ Flu B

■ Flu A: seasonal H3N2 ■ Flu A: Unsubtyped ■ Flu B



**Figure 2. Percentage of circulating virus type by positive influenza cases**

Virus type	W33/2020-W26/2021	Last 4 weeks
	Number (%)	Number (%)
Flu A: A(H1N1)pdm09	30 (3)	
Flu A: seasonal H3N2	299 (35)	29 (29)
Flu A: Unsubtyped	22 (3)	1 (1)
Flu A: H5N1	8 (1)	
Flu B	502 (58)	69 (70)
<b>Total</b>	<b>861</b>	<b>99</b>

**Table 1. Type and number of influenza viruses detected from W33/2020 to W26/2021 and during the last four weeks**

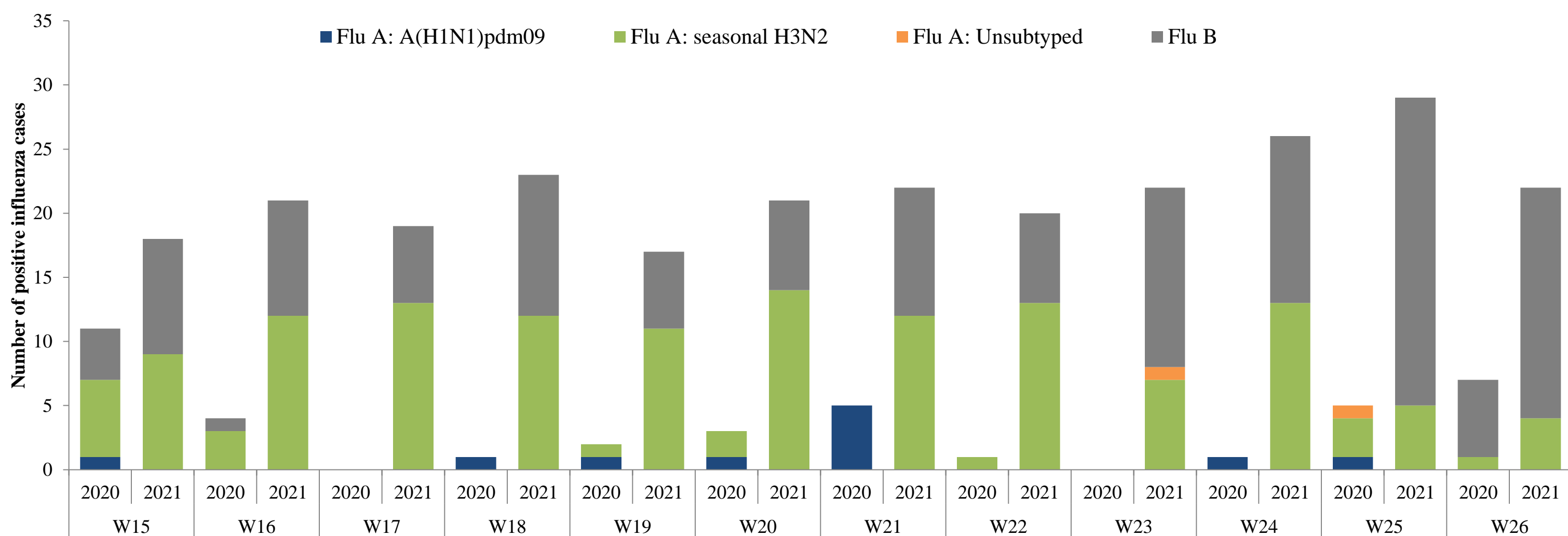


Figure 3. Comparison of respiratory pathogens detected from tested specimens by last 12 weeks

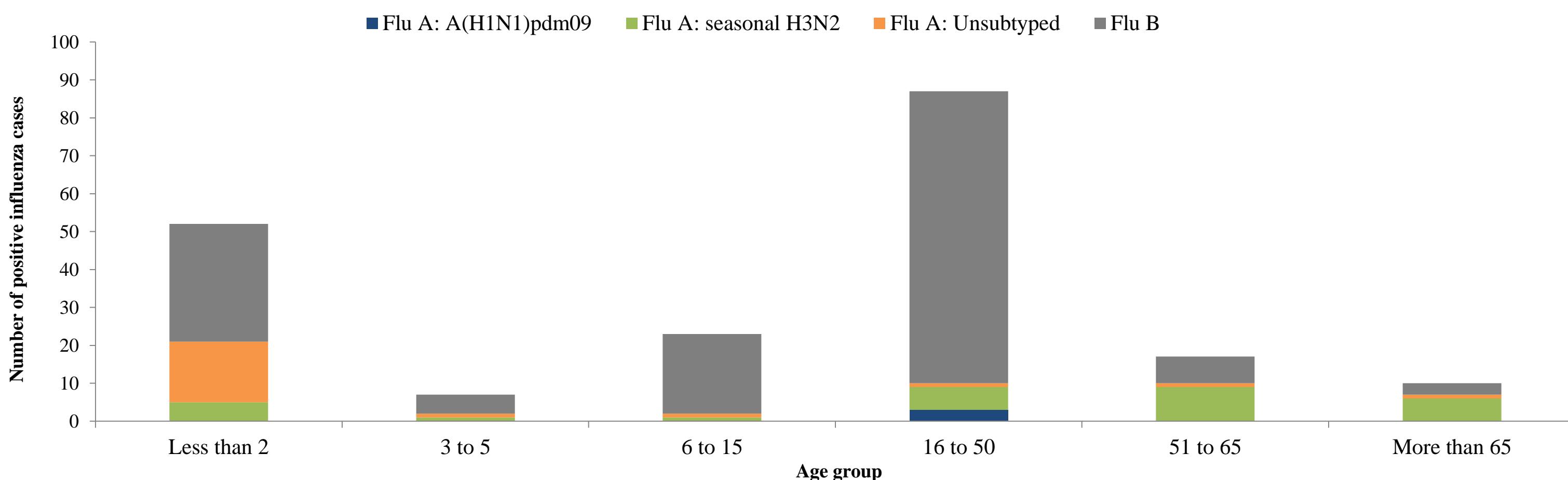


Figure 4. Age group distribution of influenza cases by virus type in the Region from W33/2020 to W26/2021

Country	Number of enrolled cases	Tested cases number (%)	Influenza positive cases number (%)	Positive cases				
				Flu A				Flu B
				Flu A (H1N1)pdm09	Flu A (H3N2)	Flu A (Not-subtyped)	Flu A: H5N1	Number (%)
Afghanistan	1696	1588 (94)	62 (4)	(-)	13 (21)	(-)	(-)	49 (79)
Bahrain	163	160 (98)	2 (1)	(-)	(-)	(-)	(-)	2 (100)
Egypt	2806	2806 (100)	116 (4)	(-)	102 (88)	(-)	(-)	14 (12)
Iran (Islamic Republic of)	1136	1136 (100)	4 (0)	(-)	1 (25)	(-)	(-)	3 (75)
Iraq	590	590 (100)	10 (2)	(-)	1 (10)	(-)	8 (80)	1 (10)
Jordan	2072	2072 (100)	(-)	(-)	(-)	(-)	(-)	(-)
Kuwait	140	(-)	(-)	(-)	(-)	(-)	(-)	(-)
Lebanon	1294	1294 (100)	(-)	(-)	(-)	(-)	(-)	(-)
Morocco	122	122 (100)	(-)	(-)	(-)	(-)	(-)	(-)
Oman	3880	3849 (99)	8 (0)	(-)	(-)	(-)	(-)	8 (100)
Pakistan	4368	4368 (100)	261 (6)	(-)	114 (44)	(-)	(-)	147 (56)
Qatar	3559	3559 (100)	73 (2)	(-)	(-)	20 (27)	(-)	53 (73)
Saudi Arabia	4603	3853 (84)	72 (2)	1 (1)	(-)	2 (3)	(-)	69 (96)
Sudan	13	13 (100)	(-)	(-)	(-)	(-)	(-)	(-)
Syrian Arab Republic	28	28 (100)	5 (18)	(-)	5 (100)	(-)	(-)	(-)
Tunisia	129	129 (100)	(-)	(-)	(-)	(-)	(-)	(-)
United Arab Emirates	554	554 (100)	8 (1)	(-)	6 (75)	(-)	(-)	2 (25)
<b>Total</b>	<b>27153</b>	<b>26121 (96)</b>	<b>621 (2)</b>	<b>1 (0)</b>	<b>242 (39)</b>	<b>22 (4)</b>	<b>8 (1)</b>	<b>348 (56)</b>

Table 2. Reported cases by country during W01-W26/2021

© World Health Organization 2021.

Some rights reserved. This work is available under the Creative Commons Attribution-Non Commercial-Share Alike 3.0 IGO license (CC BY-NC-SA 3.0 IGO; <https://creativecommons.org/licenses/by-nc-sa/3.0/igo>).